



OFFICE FURNITURE BUYER'S GUIDE

2020

FRONT COVER: (Pic:1) 9681BLK, 9682BLK, PLT36R, PLTXBBASE23BRU, PLTXBPOST19BRU, 50811BLK, 50828BLK, SIENNA COLLECTION;
BACK COVER: (Pic:1) Typical OS152 w/88222AGRY & 90094NS
(Pic: 2) PLTLEGM4860, PLTVAMETLEG, PL3066, PLTADJMDB4872, PLTLEGU4860ILCMB w/8054NS




COE

OFFICE FURNITURE DISTRIBUTOR

800-388-8202
coedistributing.com




DESK TOP POWER MODULES & CHARGERS



GROMMET POWER CENTERS, UNDER SURFACE & POWER INSERTS



KEYBOARD SYSTEMS, CENTER DRAWER & LIGHTING



COMPUTER SUPPORT + WIRE MANAGEMENT

table of CONTENTS

DESKS

Veneer 2 - 9
 Laminate 10 - 75
 Reception 76 - 82

TABLES

Laminate Training 84 - 91
 Laminate Conference 92 - 95
 Multi-Purpose 96 - 107
 Veneer Conference 108
 Hospitality 109 - 111
 Folding 112
 Folding & Educational 113
 Educational 114 - 117
 Conference Accessories 118 - 123

PANELS + PARTITIONS

Panels & Partitions 124 - 129

SEATING

Hospitality 130 - 136
 Reception & Guest 137 - 157
 Big & Tall Guest 157 - 161
 Stacking 161 - 171, 174
 Nesting 171 - 173
 Folding 174
 Stools 175 - 184
 Outdoor 185 - 186
 Task 187
 Mesh 188 - 203
 Executive 204 - 214, 216 - 217
 Gaming 215
 Big & Tall 218 - 219

STORAGE

Benches 220
 Lockers 220 - 223
 Heavy Duty Wire Racks 221
 Booktrucks 222
 Flat Files 223
 Bookcases 224 - 227
 Filing & Storage Systems 228
 Computer Security Systems 229
 Steel Cabinets 230 - 231
 Fire Resistant Files 232 - 233
 Laminate Cabinets 234
 Pedestals 235
 Lateral Files 236 - 237
 Vertical Files 237
 Benching Cabinets 238

TECHNOLOGY + ACCESSORIES

Wire Management 239
 Monitor Arms 239
 Grommets & Power Inserts 240
 Power Modules 240 - 241
 Keyboard Systems 242
 Task Lighting 243
 Chairmats 215, 244 - 246

INDEX

By Manufacturer 247 - 248



LEGEND INFORMATION

QUICKSHIP

QS - QUICKSHIP: We have placed the **QS** prefix before model numbers that are quickship items. Delivery time is approximately 1-3 weeks.

SPECIAL ORDER

SO - SPECIAL ORDER: We have placed the **SO** prefix before model numbers that are special order items. Please note that lead times on special order items can vary greatly.



NEW PRODUCT 2020: This style icon as well as a single gold star indicates new product added to our catalog for 2020.



PROVEN WINNER: Look for this icon on select OfficeSource® products! Products that carry this label are given a thumbs up as a great selling product, great quality and overall a proven winner by customers!



We strongly support recycling efforts.



KEY FEATURE: This icon represents a notable or special feature of a product that sets it apart from other items.



CONNECTING PUZZLE: This icon represents that a certain product is part of a complete collection.

List prices are effective as of January 1, 2020 and are subject to change. Printed in USA.
 Prices subject to change at any time. Please contact us to verify current pricing.

Colors pictured throughout catalog are representation only.
 If exact color match is necessary, please request finish or upholstery sample before placing your order.

This catalog and its contents are proprietary to JMJS dba COE Distributing. Copyright 2019/2020 by JMJS. All Rights Reserved.

Holding true to traditional American beauty, this furniture collection boasts richly grained hardwood with hardwood veneers and book matched panels. Incredible durability, style and adaptable configurations combine to form a timeless collection.



FINISH AVAILABLE:



Cherry

SKU: HARDING1 ★
TOTAL LIST: \$23,595.00

Includes: MV722, MV729, MV720, MV3479, MV3479D
Excludes Seating & Accessories.



Handle Pull Detail



Knob Pull Detail



DOUBLE PEDESTAL EXECUTIVE DESK

- SKU: MV720** ★
- Four utility drawers w/dividers
 - Two locking letter/legal file drawers
 - One pencil drawer
 - Two dictation trays
 - Wire management grommets
- 74"W x 36½"D x 30"H
List: \$6,789.00



COMPUTER CRENZENZA

- SKU: MV729** ★
- One locking legal/letter lateral file drawer
 - Four utility drawers
 - Power management center
 - Hidden CPU space
 - Keyboard pull-out drawer
 - Wire management grommets
- 72"W x 24"D x 31½"H
List: \$5,859.00



EFFICIENCY DOUBLE PEDESTAL DESK

- SKU: MV661** ★
- Drop front keyboard pencil drawer
 - Four utility drawers
 - Two locking legal/letter file drawers
 - Wire management grommets
- 60"W x 30"D x 30"H
List: \$4,289.00



RIGHT RETURN DESK
SKU: MV664R (DESK) ★
SKU: MV664RR (RETURN) ★

LEFT RETURN DESK
SKU: MV664L (DESK) ★
SKU: MV664LR (RETURN) ★

- DESK:**
- One locking letter/legal file drawer
 - Wire management grommets
 - Two utility drawers
 - One dictation tray
- RETURN:**
- One extra wide keyboard tray
 - One power center
 - CPU space

Desk: 74"W x 36½"D x 30"H
Return: 53"W x 26½"D x 30"H
List: \$6,009.00 (Desk)
List: \$3,960.00 (Return)

Please Note: Desk & Return Must Be Sold As Set. When Ordering Please Specify Right Or Left Return.




48" EXPANDABLE CONFERENCE TABLE

- SKU: MV2048** ★
- Finished on all sides
 - Wire management grommets
- 47¼"W x 47¼"D x 30"H
List: \$2,099.00



LAPTOP WRITING DESK

- SKU: MV386** ★
- One drop front keyboard pencil drawer
 - Two utility drawers
- Requires minor assembly
60"W x 28"D x 30"H
List: \$1,929.00



HUTCH W/PULL-OUT TASK LIGHT

- SKU: MV722** ★
- Four adj. shelves
 - Pull-out overhead task light
- 73"W x 18¼"D x 47"H
List: \$4,469.00



TWO DRAWER LATERAL FILE

- SKU: MV450** ★
- Two locking letter/legal file drawers
- 39¼"W x 23"D x 30"H
List: \$2,939.00

★ Gold Stars Indicate Product New for 2020.

QS = QUICKSHIP

NEW!
COLLECTION

Cardinal COLLECTION by OfficeSource®

Fine craftsmanship and elegant design radiate warmth. Featuring hardwood veneers in a port finish and antique style drawer pulls, the Cardinal Collection offers classic Louis Philippe style details and superb craftsmanship.

Collection Detail:



Edge Detail

Hardware



DOUBLE PEDESTAL DESK

SKU: **QSBT720** ★

- Drop front keyboard pencil drawer
- Four utility drawers w/dividers
- Two locking legal/letter file drawers
- Two wire management grommets

72"W x 36"D x 30"H

List: \$4,299.00



CREDENZA

SKU: **QSBT689** ★

- Drop front keyboard pencil drawer
- Wire management grommet
- Four utility drawers w/dividers
- Two locking legal/letter file drawers

72"W x 24"D x 30"H

List: \$3,489.00



HUTCH

SKU: **QSBT682** ★

- One fixed shelf
- Two adjustable shelves
- Touch activated light

72"W x 14¾"D x 48¾"H

List: \$3,349.00



OfficeSource®
05030

→ SKU: **QSCARDINAL1** ★
TOTAL LIST: \$11,187.00

Includes: BT684R, BT684RR (Right), or BT684L, BT684LR (Left), BT3678, BT450
Excludes Accessories.

RIGHT RETURN DESK

SKU: **QSBT684R** (DESK) ★

SKU: **QSBT684RR** (RETURN) ★

LEFT RETURN DESK

SKU: **QSBT684L** (DESK) ★

SKU: **QSBT684LR** (RETURN) ★

DESK:

- One drop front keyboard pencil drawer
- Wire management grommets
- Two utility drawers
- One locking legal/legal file drawer

RETURN:

- One drop front keyboard pencil drawer
- Two utility drawers
- One locking letter/legal file drawer

Desk: 72"W x 36"D x 30"H

Return: 48"W x 24"D x 30"H

List: \$4,050.00 (Desk)

List: \$2,409.00 (Return)

Please Note: Desk & Return Must Be Sold As Set. When Ordering Please Specify Right Or Left Return.



U SHAPED DESK - RIGHT

SKU: **QSBT684R** (DESK) ★

SKU: **QSBT684RC** (CREDENZA) ★

SKU: **QSBT684B** (BRIDGE) ★

Desk: 72"W x 36"D x 30"H

Credenza: 72"W x 24"D x 30"H

Bridge: 48"W x 24"D x 30"H

List: \$4,050.00 (Desk)

List: \$3,095.00 (Credenza)

List: \$1,686.00 (Bridge)

Please Note: Desk, Bridge & Credenza Must Be Sold As A Set.

DESK:

- One drop front keyboard pencil drawer
- Wire management grommets
- Finished on all sides
- One pencil drawer
- One utility w/dividers drawer
- One locking letter/legal file drawer

Credenza:

- One drop front keyboard pencil drawer
- Two utility w/dividers drawer
- Wire management grommets
- One locking letter/legal file drawer

Bridge:

- One drop front keyboard pencil drawer
- Wire management grommets

COMPLEMENTARY BOOKCASES

DOUBLE OPEN BOOKCASE

SKU: **QSBT4678** ★

- Four wood trim, adj. glass shelves
- One fixed shelf
- Two center lights w/touch dimmer

46"W x 15"D x 78"H

List: \$3,089.00

OPEN BOOKCASE

SKU: **QSBT3678** ★

- Three wood trim, adj. glass shelves
- Two fixed shelves
- Center light w/touch dimmer

36"W x 15"D x 78"H

List: \$2,619.00

FINISH AVAILABLE:



Port



FULLY ASSEMBLED
Most items in this collection come fully assembled.

★ Gold Stars Indicate Product New for 2020.

QS = QUICKSHIP

Markle is a soft modern collection that blends traditional design elements like crown molding and picture frame detailing with contemporary influences like clean lines, satin nickel hardware and a rich espresso finish. Bring the best of both design worlds into your home with the Markle home office collection, a true design solution for living.



↑ **SKU: MARKLE1** ★
TOTAL LIST: \$12,225.00

Includes: FL682, FL450, FL689, FL680, FL3072
Excludes Accessories.



68" DOUBLE PEDESTAL DESK

SKU: FL680 ★

- Drop front keyboard pencil drawer
- Two locking legal/letter file drawers
- Four utility drawers
- Wire management grommets

68¼"W x 32"D x 30"H

List: \$3,759.00



COMPUTER CRENDENZA

SKU: FL689 ★

- Drop front keyboard pencil drawer
- One locking legal/letter file drawers
- CPU space behind door
- Two utility drawers
- Wire management grommets

68¼"W x 24"D x 30"H

List: \$3,139.00



EXECUTIVE HUTCH

SKU: FL682 ★

- One adj. glass shelf behind each door
- Touch activated lighting system
- (Fits on FL689, FL684R, FL684L only)

69¼"W x 13"D x 42"H

List: \$2,059.00




2 DRAWER LATERAL FILE

SKU: FL450 ★


- Two letter/legal file drawers
- Top drawer locks

32"W x 21"D x 30"H

List: \$1,699.00



Handle Pull Detail



Knob Pull Detail



SPACE SAVER DOUBLE PEDESTAL DESK

SKU: FL660 ★

- Drop front keyboard pencil drawer
- One locking legal/letter file drawers
- Two utility drawers
- Pull-out printer tray behind door

61"W x 23¼"D x 30"H

List: \$2,619.00



48" WRITING DESK

SKU: FL384 ★

- Drop front keyboard pencil drawer
- Power center w/AC outlets & USB
- Requires minor assembly.
- Finished on all sides

48"W x 24"D x 30"H

List: \$1,509.00

SPACE SAVER DESK

★ Gold Stars Indicate Product New for 2020.

FINISH AVAILABLE:



Rich Espresso



#FL660 (Back View)

#FL660 (Front View)

FULLY ASSEMBLED
Most items in this collection come fully assembled.

Convenient Pull-Out Printer Tray

Markle COLLECTION
by OfficeSource®

★ NEW!
COLLECTION

EXECUTIVE L



SKU: MARKLE2 ★
TOTAL LIST: \$5,479.00

Includes:
FL684L, FL684LR (Left) or
FL684R, FL684RR (Right as shown)

RIGHT RETURN DESK
SKU: FL684R (DESK) ★
SKU: FL684RR (RETURN) ★

- DESK:**
- Drop front keyboard pencil drawer
 - CPU space w/rear access door
 - Adjustable shelf
 - Built-in wire raceways
- RETURN:**
- One locking file drawer
 - Drop front keyboard drawer
- Computer Desk: 68 $\frac{1}{4}$ "W x 28"D x 30"H
Return: 47 $\frac{1}{4}$ "W x 22"D x 30"H
List: \$3,199.00 (Desk)
List: \$2,280.00 (Return)

Please Note: Desk & Return Must Be Sold As Set.

LEFT RETURN DESK
SKU: FL684L (DESK) ★
SKU: FL684LR (RETURN) ★

- DESK:**
- Drop front keyboard pencil drawer
 - CPU space w/rear access door
 - Adjustable shelf
 - Built-in wire raceways
- RETURN:**
- One locking file drawer
 - Drop front keyboard drawer
- Computer Desk: 68 $\frac{1}{4}$ "W x 28"D x 30"H
Return: 47 $\frac{1}{4}$ "W x 22"D x 30"H
List: \$3,199.00 (Desk)
List: \$2,280.00 (Return)

Features Satin Nickel Hardware & Picture Frame Details



Pictured: (2) FL2048 - List: \$4,016.00

MATCHING CONFERENCE TABLE

SQUARE EXPANDABLE CONFERENCE TABLE

- SKU: FL2048** ★
- Finished on all sides
 - Wire management grommet
 - Create a 96" conference table by purchasing (2) FL2048
- 47 $\frac{1}{4}$ "W x 47 $\frac{1}{4}$ "D x 30"H
List: \$2,008.00

Expandable - Attach Two FL2048 To Create A 96" Or Larger Conference Table



#FL688

BUFFET
SKU: QSFL688 ★

- Two adjustable shelves
- Four wooden doors

68"W x 24"D x 36"H
List: \$3,069.00

BUFFET FEATURES

- Keep your conference space neat and tidy, as well as have a designated space to offer your clients refreshments during meetings.
- Beautiful satin nickel hardware, rich espresso finish, and a soft, contemporary design.
- Two adjustable shelves; Four wooden doors



#FL2048

DOOR BOOKCASE
SKU: QSFL3072D ★

- Three adj. shelves
- Two fixed shelves
- Two wooden doors

30"W x 13 $\frac{1}{2}$ "D x 72"H
List: \$1,789.00



#FL3072

OPEN BOOKCASE
SKU: FL3072 ★

- Three adj. shelves
- Two fixed shelves

30"W x 13 $\frac{1}{2}$ "D x 72"H
List: \$1,569.00

FINISH AVAILABLE:



Rich Espresso

★ Gold Stars Indicate Product New for 2020.

FULLY ASSEMBLED


Most items in this collection come fully assembled.

QS = QUICKSHIP

The Refined Collection combines bold lines with a weathered, vintage finish and classic style elements. Distressing allows the natural wood grain to show through with added detail for an aged appearance. Desk tops and back panels offer contrast, with beautifully patterned veneers, while the black metal hardware and accents complete the design aesthetic for a look that is right at home in either a classic or more relaxed, eclectic atmosphere.



FINISHES AVAILABLE:



Vintage Black w/Wood Plank Tops



QS(W) Vintage Linen w/Dry Gray Tops

SKU: REFINED1 ★
TOTAL LIST: \$12,086.00

Includes: IMHF680, IMHF689, IMHF682, IMHF450
Excludes Accessories.

Pictured In Vintage Black Finish w/Wood Plank Tops



70" DOUBLE PEDESTAL DESK
SKU: IMHF680 ★

- Drop front keyboard pencil drawer
 - Two locking legal/letter file drawers
 - Four utility drawers
 - Wire management grommets
- 70"W x 30"D x 31"H
List: \$3,999.00



HUTCH
SKU: IMHF682 ★

- One adjustable shelf
 - Two wire mesh doors
 - Two utility drawers
 - Touch activated lighting
- 71"W x 14"D x 49"H
List: \$3,089.00



LATERAL FILE
SKU: IMHF450 ★

- Two locking letter/legal file drawers
- 36"W x 21"D x 31"H
List: \$1,859.00



RIGHT RETURN OPEN DESK
SKU: IMHF386R (DESK) ★
SKU: IMHF386RR (RETURN) ★

- DESK:**
- One drop front keyboard/pencil drawer
 - One utility drawer
 - Finished on all sides

- RETURN:**
- One drop front keyboard pencil drawer
 - One utility drawer
 - One power center
 - Two AC outlets; (3) USB outlets
 - Finished on all sides

Desk: 60"W x 28"D x 31"H
Return: 47½"W x 21"D x 31"H
List: \$1,859.00 (Desk)
List: \$1,190.00 (Return)

Please Note: Desk & Return Must Be Sold As Set.



RIGHT RETURN DESK
SKU: IMHF684R (DESK) ★
SKU: IMHF684RR (RETURN) ★

- DESK:**
- One drop front keyboard pencil drawer
 - Two utility drawers w/dividers
 - One locking legal/letter file drawer
 - Wire management grommets
 - Finished on all sides

- RETURN:**
- One drop front keyboard pencil drawer
 - Two utility drawers w/dividers
 - One locking letter/legal file drawer
 - One power center
 - Two AC outlets; (3) USB outlets
 - Finished on all sides

Desk: 69½"W x 30"D x 31"H
Return: 47½"W x 21"D x 31"H
List: \$3,670.00 (Desk)
List: \$2,369.00 (Return)

Please Note: Add "W" To End Of Sku # For The Vintage Linen Finish



CREDENZA
SKU: IMHF689 ★

- Drop front keyboard pencil drawer
 - One locking letter/legal file drawer
 - Three utility drawers w/dividers
 - One printer pull-out shelf behind right pedestal door
 - Unfinished back
 - Wire management grommets
- 70"W x 21"D x 31"H
List: \$3,139.00



60" WRITING DESK
SKU: IMHF384 ★

- Drop front keyboard pencil drawer
 - Two utility drawers
 - One power center: (2) AC outlets & (3) USB outlets
 - Finished on all sides
- 60"W x 28"D x 31"H
List: \$1,949.00

OPEN BOOKCASE
SKU: QSIMHF4078 ★

- Three adj. shelves
 - Two fixed shelves
- 40"W x 14"D x 78"H
List: \$2,679.00

SIT/STAND DESK (TOP ONLY)
SKU: IMHF384T ★

- Three utility drawers
 - (2) AC outlets & (3) USB outlets
 - One charging shelf
- 60"W x 28"D x 30"H
List: \$1,579.00



Most items in this collection come fully assembled.



Gold Stars Indicate Product New for 2020.





 **SKU: MONROE1** ★
TOTAL LIST: 13,295.00

Includes: IMCA680, IMCA689, IMCA682, IMCA450 & IMCA4076
Excludes Accessories.

FINISH AVAILABLE:



Weathered Dove Gray Finish

Constructed of solid lumber and veneers with a dove gray finish, Monroe fits well in any home. Weathered dove finish accentuates the natural open grain, creating a casual yet elegant look. Mottled antique finish hardware and four point diamond metal accents enhance the Monroe Collection.



- Drop front keyboard pencil drawer
- Two utility drawers
- (2) AC outlets & (3) USB outlets
- One charging shelf
- Finished on all sides

SIT/STAND DESK (TOP ONLY)

SKU: IMCA384T ★
60"W x 27"D x 6"H
List: \$1,569.00

 **Features Mottled Hardware That Creates An Antique Feel**



DOUBLE PEDESTAL DESK

SKU: IMCA680 ★

- One pencil drawer
 - Four utility drawers
 - Two legal/letter file drawers
 - Two wire management grommets
- 68"W x 28"D x 30"H
List: \$3,539.00



HUTCH

SKU: IMCA682 ★

- Two adj. shelves
 - One fixed shelf
 - Touch activated lighting
- 70"W x 15"D x 46"H
List: \$2,759.00



RIGHT RETURN DESK

SKU: IMCA684R (DESK) ★
SKU: IMCA684RR (RETURN) ★

- DESK:**
- One drop front keyboard pencil drawer
 - Two utility drawers
 - One legal/letter file drawer
 - Two wire management grommets
- RETURN:**
- One drop front keyboard pencil drawer
 - One utility drawer
 - One pull-out printer tray behind door
 - (2) AC outlets; (3) USB outlets
- Computer Desk: 68"W x 28"D x 30"H
Return: 48"W x 24"D x 30"H
List: \$4,459.00 (Desk)
List: \$1,980.00 (Return)

Please Note: Desk & Return Must Be Sold As Set.



RIGHT RETURN OPEN DESK

SKU: IMCA386R (DESK) ★
SKU: IMCA386RR (RETURN) ★

- DESK:**
- One pencil drawer
 - One utility drawers
- RETURN:**
- One drop front keyboard pencil drawer
 - One utility drawer
 - (2) AC outlets; (3) USB outlets
- Computer Desk: 60"W x 27"D x 30"H
Return: 48"W x 21"D x 30"H
List: \$1,480.00 (Desk)
List: \$1,249.00 (Return)

Please Note: Desk & Return Must Be Sold As Set.



CREDENZA

SKU: IMCA689 ★

- Drop front keyboard pencil drawer
 - Three utility drawers
 - One legal/letter file drawer
 - One pull-out printer tray behind door
- 68"W x 19"D x 30"H
List: \$2,999.00



2 DRAWER LATERAL FILE

SKU: IMCA450 ★

- One locking legal/letter file drawer
 - One legal/letter file drawer
- 36"W x 21"D x 30"H
List: \$1,759.00

WRITING DESK

SKU: IMCA384 ★

- Drop down keyboard pencil drawer
 - Two utility drawers
 - (2) AC outlets & (3) USB outlets
 - One charging shelf
 - Finished on all sides
- 54"W x 27"D x 30"H
List: \$1,699.00



OPEN BOOKCASE

SKU: IMCA4076 ★

- Three adj. shelves
 - Two fixed shelves
- 40"W x 15"D x 76"H
List: \$2,239.00



Gold Stars Indicate Product New for 2020.



Most items in this collection come fully assembled.



↑ **SKU: ABBEY1**
Total List: \$7,168.00

Includes: 9WS6 Right or 9WS5 Left, 960
Excludes Seating, Reception Furniture & Accessories.

Pictured w/OfficeSource® Laminate, Indulge & Draper Collections



EXECUTIVE DESK
SKU: 932
• Center drawer
72"W x 36"D x 29"H
List: \$2,374.00

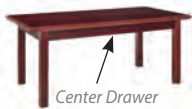


TABLE DESK
SKU: 920
• Center drawer
72"W x 36"D x 29"H
List: \$1,359.00



STORAGE CRENZNA
SKU: 962D
72"W x 23"D x 29"H
List: \$2,949.00



MANAGER'S DESK
SKU: 934
• Center drawer
60"W x 30"D x 29"H
List: \$2,274.00



2 DRAWER LATERAL FILE
SKU: 952
• Finished back
38"W x 24"D x 29"H
List: \$1,809.00



KNEESPACE CRENZNA
SKU: 962
72"W x 22½"D x 29"H
List: \$2,169.00

COMPONENTS

**FINISH
IN STOCK:**



Mahogany



BOOKCASE
SKU: 946
• Finished back
36"W x 14"D x 72"H
List: \$1,809.00




DOOR HUTCH
SKU: 960
• Use with 962D, 962, 9WS5, 9WS6
71½"W x 16"D x 42½"H
List: \$2,169.00

STANDARD FEATURES

- Traditional wood veneer w/mahogany finish
- Traditional style inlay top
- Full extension box/file drawers
- Antique brass pulls
- Picture frame mouldings

→ **ANTIQUE BRASS
PULLS**



Items on this page come ready-to-assemble.



L Group - Right
(Pictured)

L GROUP - LEFT (72" W)
SKU: 9WS1
Right Desk: 72"W x 36"D
• Center drawer
Left Return: 48"W x 22½"D
List: \$3,864.00

L GROUP - LEFT (66" W)
SKU: 9WS3
Right Desk: 66"W x 30"D
• Center drawer
Left Return: 48"W x 22½"D
List: \$3,744.00

L GROUP - RIGHT (72" W)
SKU: 9WS2
Left Desk: 72"W x 36"D
• Center drawer
Right Return: 48"W x 22½"D
List: \$3,864.00

L GROUP - RIGHT (66" W)
SKU: 9WS4
Left Desk: 66"W x 30"D
• Center drawer
Right Return: 48"W x 22½"D
List: \$3,744.00



U Group - Right
(Pictured)

U GROUP - LEFT
SKU: 9WS5
Right Desk: 72"W x 36"D
• Center drawer
Left Credenza: 72"W x 22½"D
Bridge: 48"W x 24"D
List: \$4,999.00

U GROUP - RIGHT
SKU: 9WS6
Left Desk: 72"W x 36"D
• Center drawer
Right Credenza: 72"W x 22½"D
Bridge: 48"W x 24"D
List: \$4,999.00

1 ¾" Thick Tops



Pictured w/Indulge Collection

CONFERENCE

Timeless Foundation
For Today's
Sophisticated
Work Place

6' RECTANGULAR CONFERENCE TABLE W/PANEL BASE
SKU: 992
72"W x 42"D x 29"H
List: \$1,649.00

10' RECTANGULAR CONFERENCE TABLE W/PANEL BASE
SKU: 996
• Two piece top
120"W x 48"D x 29"H
List: \$2,619.00

8' RECTANGULAR CONFERENCE TABLE W/PANEL BASE
SKU: 910
96"W x 42"D x 29"H
List: \$1,939.00

12' RECTANGULAR CONFERENCE TABLE W/PANEL BASE
SKU: 998
• Two piece top
144"W x 48"D x 29"H
List: \$2,929.00

48" ROUND CONFERENCE TABLE W/QUEEN ANNE BASE
SKU: 984
48"Dia x 29"H
List: \$1,099.00

Ready to Assemble Items on this page come ready-to-assemble.



Canvas
COLLECTION

SKU: **SO**CANVAS6610
(TFL) Total List: \$15,362.00
(HPL) Total List: \$16,331.00
*Excludes Seating, Tack Board/
Workwall & Accessories.*

Always stylish, comfortable and effortlessly adaptable, Canvas enlivens corporate environments with refined aesthetics, born from an appealing mix of materials, finishes, and components. With an enhanced selection of multidimensional components, the creation of an ultra-functional workspace is limited only by your imagination. Create your ideal office today!



SKU: **SO**CANVAS6615
(TFL) Total List: \$5,216.00
(HPL) Total List: \$5,906.00
Excludes Seating & Accessories.

SO = SPECIAL ORDER



the IFMA sustainability standard

LAMINATE OPTIONS - TFL OR HPL TOPS

BW Beigewood	SM Sugar Maple	ORW Oak Riftwood	WTA Weathered Ash	SBP Smokey Brown Pear
AS Asian Night	TK Studio Teak	PNW Pinnacle Walnut	HM Harvest Maple	GC Golden Cherry
SKC Shaker Cherry	SCH Select Cherry	WC Williamsburg Cherry	MW Mahogany Walnut	CO Columbian Walnut
EF Espresso	WH Designer White	WHS White Sand	FHG Fashion Gray	PPD Pepperdust
SG Slate Gray	BL Black			

**ITEMS ON THIS PAGE ARE SPECIAL ORDER
PLEASE CONTACT YOUR LOCAL
SALES REPRESENTATIVE FOR DETAILS**

EDGE OPTIONS



**CHOOSE FROM
4 EDGE OPTIONS**

PULL OPTIONS



Please Note:
*Pulls Also Available In Black Finish.

Phoenix COLLECTION

Phoenix's clean, transitional styling is at ease in both contemporary and traditional settings. A molded base profile and overhanging worksurface, infuse Phoenix with an engaging blend of classic and contemporary detailing. The bow top work surface imparts elegance, while warm, richly grained woods add distinction without compromising the budget. The Phoenix Collection is the perfect choice for value minded companies, who want a sophisticated, yet uncomplicated furniture solution.



SKU: SOPHOENIX3
(Laminate) Total List: \$10,973.00
(Wood) Total List: \$11,503.00
Excludes Seating, Tack Board & Accessories.










SKU: SOPHOENIX2
(Laminate) Total List: \$9,822.00
(Wood) Total List: \$10,571.00
Excludes Seating, Tack Board & Accessories.











SKU: SOPHOENIX1
(Laminate) Total List: \$9,207.00
(Wood) Total List: \$9,714.00
Excludes Seating & Accessories.

FINISH OPTIONS

				
LW Legacy Walnut	AW Artisan Walnut	HW Harvest Walnut	MW Mahogany Walnut	CO Columbian Walnut
		RED Color indicators - Available In High Pressure Laminate Tops.		
EW Espresso	DFW Dk. Forest Walnut	ITEMS ON THIS PAGE ARE SPECIAL ORDER PLEASE CONTACT YOUR LOCAL SALES REPRESENTATIVE FOR DETAILS		

PULL OPTIONS

			
AAC Aluminum Arc	AFC Aluminum Focus	AOR Aluminum Orbit	ABU Aluminum Buckle
			
BAC Black Arc	BFC Black Focus	BOR Black Orbit	BBU Black Buckle



SKU: SOPHOENIX4
(Laminate) Total List: \$6,765.00
(Wood) Total List: \$7,261.00
Excludes Seating & Accessories.




← **All Phoenix Tops Come Standard With Transitional Edge Detail**

SO = SPECIAL ORDER



↑ **SKU: SIENNA1**
TOTAL LIST: \$7,047.00
Includes: OX9170(2), OX9180(2), OX9WDS80(2), OX9DRW80(2), OX9MP01(2), OX956(3), OX9WD56(2)
Excludes Seating & Accessories.

Sienna COLLECTION by OfficeSource®




STANDARD DESK
(No Modesty)

SKU: OX903
60"W x 29½"D x 29½"H
List: \$639.00

SKU: OX902
66"W x 29½"D x 29½"H
List: \$659.00

SKU: OX901
71"W x 29½"D x 29½"H
List: \$689.00



MODESTY PANEL
(+ 2 Piece Hanging Brackets)

SKU: OX9MP03
(FOR OX903)
38½"W x ¾"D x 14½"H
List: \$102.00

SKU: OX9MP02
(FOR OX902)
44½"W x ¾"D x 14½"H
List: \$119.00

SKU: OX9MP01 (FOR OX901, OX9170, OX9180)
50¾"W x ¾"D x 14½"H
List: \$140.00

SKU: OX9MP04
(FOR OX9150)
26¾"W x ¾"D x 14½"H
List: \$93.00





TABLE TOP W/TWO LEGS

SKU: OX9170
82⅞"W x 35½"D x 29½"H
List: \$746.00

SKU: OX9150
66"W x 29½"D x 29½"H
List: \$529.00


SKU: OX9190 ★
71"W x 29½"D x 29½"H
List: \$561.00



Open Shelves


63" OPEN SIDE RETURN

SKU: OX9180
63"W x 21⅝"D x 25¾"H
List: \$613.00




OPTIONAL SLIDING DOOR
(For OX9180)

SKU: OX9WDS80
14¾"W (1 Door)
• Sold as a Pair
• 1 Pair fits ½ of 9180
29½"W (2 Door) x ¾"D x 20⅞"H
List: \$191.00



OPTIONAL TWO DRAWER CABINET
(For OX9180)

SKU: OX9DRW80
30⅞"W x 19¾"D x 20½"H
List: \$562.00





OPTIONAL MOBILE PEDESTAL - BOX/FILE


SKU: OX9007
16"W x 22½"D x 22½"H
List: \$589.00

SKU: OX9007
SKU: CUSH1623
(For OX9007)
List: \$147.00

FINISHES IN STOCK:



Modern Walnut


Coastal Gray


White*
(Drawer & Door Fronts)

★ Gold Stars Indicate Product New for 2020.

UPHOLSTERIES IN STOCK:


Celestial Blue


Lime Green


Dark Gray



↑ **SKU: SIENNA2**
TOTAL LIST: \$4,504.00
Includes: OX9170(2), OX9180(2), OX9WDS80(2), OX9DRW80(2), OX9MP01(2)
Excludes Seating & Accessories.



↑ **SKU: SIENNA3**
TOTAL LIST: \$2,613.00
Includes: OX903, OX956, OX9WD56, OX954(2), OX9WD54(2)
Excludes Seating & Accessories.



↑ **SKU: SIENNA4**
TOTAL LIST: \$1,270.00
Includes: OX9236
Excludes Seating & Accessories.

Sienna COLLECTION by OfficeSource®



BOOKCASE
(No Doors)

SKU: OX956
31½"W x 17¾"D x 65"H
List: \$635.00

SKU: OX954
31½"W x 17¾"D x 29½"H
List: \$350.00



LAMINATE DOOR KITS
(For Bookcases) - 2 Doors

SKU: OX9WD56
(For OX956)
29½"W x ¾"D x 60"H
List: \$319.00

SKU: OX9WD54
(For OX954)
31½"W x ¾"D x 24¾"H
List: \$160.00



GLASS DOOR KITS
(For Bookcases) - 2 Doors
w/Black Frame

SKU: OX9GD56
(For OX956)
29½"W x ¾"D x 59"H
List: \$710.00



Some items in this collection
come ready-to-assemble.


FINISHES IN STOCK:



Modern Walnut



Coastal Gray



White*
(Drawer & Door Fronts)



**94" BOAT SHAPE
CONFERENCE TABLE**
(w/Grommet)

SKU: OX9236
94½"W x 47¼"D x 29½"H
List: \$1,270.00



**42" ROUND
MEETING TABLE**

SKU: OX9127
42"Dia x 29½"H
List: \$638.00



CREDENZA
(w/B/BF & Sliding Doors)

SKU: OX9245
47¼"W x 17¾"D x 29½"H
List: \$928.00

Looking for an industrial look to give your office that contemporary and rustic feel? The OfficeSource Epitome Collection, is just what you need! This collection combines sleek metal framework, with a fabulous rusting finish, to help create a down to earth office that you will love! With the metal corners and metal base, this collection also provides you with the sturdiness needed for a day full of hard work. This collection is the epitome of everything you need for your perfect office!



**INDUSTRIAL DESK
W/METAL CORNERS**
(No Modesty)

SKU: IDD3060 ★
60"W x 30"D x 30"H
List: \$1,659.00

SKU: IDD3066 ★
66"W x 30"D x 30"H
List: \$1,719.00

SKU: IDD3072 ★
72"W x 30"D x 30"H
List: \$1,769.00

FINISH IN STOCK:



Distressed Brown
(EVO-DISTBRN)



**INDUSTRIAL RETURN
W/METAL CORNERS**

SKU: IDR3624 ★
36"W x 24"D x 30"H
List: \$839.00

SKU: IDR4224 ★
42"W x 24"D x 30"H
List: \$869.00

SKU: IDR4824 ★
48"W x 24"D x 30"H
List: \$889.00



METAL MODESTY PANEL

SKU: IDDMOD ★
53½"W x ¾"D x 16"H
List: \$309.00



TWO DRAWER LATERAL

SKU: IDL36 ★
32"W x 20"D x 26¾"H
List: \$769.00



**BOX/FILE PEDESTAL
(Locking)**

SKU: IDPBF ★
16"W x 20"D x 24¾"H
List: \$449.00



**L-Shaped Workstation Pictured
w/Modesty Panel**

★ Gold Stars Indicate
Product New for 2020.



■ ■ ■ **MATCHING CONFERENCE TABLE**

Looking for a conference table to match your new industrial office? Look no further than the matching conference tables in the Epitome Collection by OfficeSource. Choose a rectangular table or a square table to give you the look you are wanting. A matching bench is the perfect addition, and will help your space look great, while also feeling good. These matching conference tables also have the sleek metal framework and rusting finish that is on trend.

CONFERENCE TABLE

SKU: IDC9648 ★
96"W x 48"D x 30"H
List: \$2,429.00

SQUARE TABLE

SKU: IDC4848 ★
48"W x 48"D x 30"H
List: \$1,799.00

BENCH

SKU: IDB48 ★
44"W x 16"D x 18¼"H
List: \$749.00

FINISH IN STOCK:



Distressed Brown
(EVO-DISTBRN)


Emerson Writing Desk **COLLECTION** by OfficeSource®

The Emerson Writing Desk Collection by OfficeSource is the perfect little desk to create your next masterpiece on. With the collection's sleek metal framework and rusting finish, you will bring your office a little bit of industrial and down to earth charm. This desk comes with a drawer, where you can store all the essentials needed for your daily tasks. Just like the poet Ralph Waldo Emerson, you too can spark your imagination and create fantastic work, when you have the right foundation to work on! Choose the Emerson Writing Desk Collection today!

SOHO DESK

SKU: SD410
• Includes Center Drawer
48"W x 24"D x 30"H
List: \$549.00

FINISH IN STOCK:



Distressed Brown
(EVO-DISTBRN)



★ Gold Stars Indicate
Product New for 2020.

Contemporary Value **SERIES**

Looking for office furniture that is both simply stylish and durable? Look no further than the Contemporary Value Series by Candex, who is known for custom made quality and durability. Coming in nine finish options, you can create the ideal office that works for you.



DOUBLE PEDESTAL DESK

- Box/file each pedestal, one side locking
- Full modesty (add \$30)

MODEL #	DIMEN.	LIST
SO2MMP200	60"W x 30"D	\$657.00
SO2MMP210	72"W x 36"D	\$858.00
SO2MMP212	66"W x 30"D	\$723.00
SO2MMP219	72"W x 30"D	\$792.00



DOUBLE PEDESTAL CRENDENZA

- Box/file each pedestal, one side locking
- Full modesty (add \$30)

MODEL #	DIMEN.	LIST
SO2MMP201	60"W x 20"D	\$648.00
SO2MMP222	66"W x 20"D	\$666.00
SO2MMP211	72"W x 20"D	\$780.00



SKU: **SOCANDEX1**
Total List: **\$1,362.00**

Includes: 2MMP207,
2MMP50034, 2MMP217
Excludes Seating & Accessories.



SINGLE PEDESTAL DESK

- Locking box/file in pedestal (left or right)
- Includes grommet
- Full modesty (add \$30)

MODEL #	DIMEN.	LIST
SO2MMP240	48"W x 24"D	\$450.00
SO2MMP206	60"W x 30"D	\$549.00
SO2MMP207	66"W x 30"D	\$591.00
SO2MMP245	48"W x 30"D	\$516.00
SO2MMP238	72"W x 30"D	\$684.00
SO2MMP208	72"W x 36"D	\$738.00

SINGLE PEDESTAL CRENDENZA

- Locking box/file in pedestal (left or right)
- Includes grommet
- Full modesty (add \$30)

MODEL #	DIMEN.	LIST
SO2MMP216	60"W x 20"D	\$531.00
SO2MMP217	66"W x 20"D	\$549.00
SO2MMP218	72"W x 20"D	\$627.00



L SHAPE DESK

- Box/file each pedestal, one side locking
- Full modesty (add \$60)
- For 48"W return (add \$30)

MODEL #	DIMEN.	LIST
SO2MMP203	60"W x 30"D (Desk) 42"W x 20"D (Return)	\$960.00
SO2MMP204	66"W x 30"D (Desk) 42"W x 24"D (Return)	\$1,041.00



SKU: **SOCANDEX2**
Total List: **\$1,674.00**

Includes: 2MMP200,
2MMP5060, 2MMP201
Excludes Accessories.

2MM Edges



RETURN

- Box/file in pedestal (left or right)
- Includes grommet
- Full modesty (add \$30)
- For 48"W (add \$30)

MODEL #	DIMEN.	LIST
SO2MMP3201	42"W x 20"D	\$411.00
SO2MMP3202	42"W x 24"D	\$450.00



BRIDGE & MODESTY

- Includes 1" modesty, grain up & down
- For 48"W (add \$30)

MODEL #	DIMEN.	LIST
SO2MMP50034	42"W x 20"D	\$222.00
SO2MMP50054	42"W x 24"D	\$258.00

Pictured w/Solid Backs (SB)
For Solid Backs Add 30%

BOOKCASES ALL 1"

- (Black Masonite Backs)
- Decorative bracket construction
- Adjustable glides included
- Common dimensions: 32"W x 12"D

MODEL #	DIMEN.	LIST
SO2MMP29B11	2 Shelf - 29"H	\$201.00
SO2MMP48B11	3 Shelf - 48"H	\$291.00
SO2MMP61B11	4 Shelf - 61"H	\$339.00
SO2MMP72B11	5 Shelf - 72"H	\$393.00



HUTCH W/NO DOORS - 32"H

- Solid back, F45
- Full width wire management included
- Double sided tape included
- For set of 4 doors (add \$210.00)

MODEL #	DIMEN.	LIST
SO2MMP5045	48"W x 15"D	\$297.00
SO2MMP5060	60"W x 15"D	\$369.00
SO2MMP5066	66"W x 15"D	\$405.00
SO2MMP5072	72"W x 15"D	\$447.00




TWO DRAWER LATERAL

- Includes lock
- 200 lb capacity ball bearing sides

MODEL #	DIMEN.	LIST
SO2MMP551	30"W x 20"D	\$615.00
SO2MMP550	36"W x 20"D	\$681.00



FINISHES AVAILABLE:



FULLY ASSEMBLED

SO = SPECIAL ORDER

**3MM1 EDGE ITEMS ON THIS PAGE AVAILABLE
IN 30 COLORS (Including 2-Tone and Edge Treatment)**

**POWER of
CHOICE**

SO = SPECIAL ORDER

VERTICAL FILES WITH LOCK - ALL 1" MATERIAL - LETTER OR LEGAL

MODEL #	DESCRIPTION	DIMENSION	2MMP LIST	3MM1 LIST
SO518	2-Drawer Letter w/Lock	16 $\frac{3}{8}$ "W x 24"D x 29"H	\$522.00	\$567.00
SO521	3-Drawer Letter w/Lock	16 $\frac{3}{8}$ "W x 24"D x 43 $\frac{1}{2}$ "H	\$795.00	\$855.00
SO522	4-Drawer Letter w/Lock	16 $\frac{3}{8}$ "W x 24"D x 56"H	\$1,008.00	\$1,128.00
SO519	2-Drawer Legal w/Lock	19 $\frac{3}{8}$ "W x 24"D x 29"H	\$711.00	\$792.00
SO524	3-Drawer Legal w/Lock	19 $\frac{3}{8}$ "W x 24"D x 43 $\frac{1}{2}$ "H	\$1,020.00	\$1,134.00
SO525	4-Drawer Legal w/Lock	19 $\frac{3}{8}$ "W x 24"D x 56"H	\$1,329.00	\$1,479.00



**ITEMS
ON THIS
PAGE
ARE
SPECIAL
ORDER**



CREATE & DESIGN

LATERAL FILES/CREDENZAS/STORAGE

**** ALL 1" THICK UNITS COME WITH ADJUSTABLE GLIDES**

*** ALL TALL STORAGE UNITS COME WITH
MATCHING BACK $\frac{3}{8}$ " THICK**

2 DRAWER LATERAL/STORAGE W/LOCKS - 29"H

MODEL #	DIMEN.	2MMP LIST	3MM1 LIST
SO250	72"W x 20"D	\$1,263.00	\$1,533.00
SO263	72"W x 24"D	\$1,386.00	\$1,656.00



4 DRAWER LATERAL - 29"H

MODEL #	DIMEN.	2MMP LIST	3MM1 LIST
SO25050	72"W x 20"D	\$1,392.00	\$1,662.00
SO25053	72"W x 24"D	\$1,542.00	\$1,758.00



4 DOOR STORAGE W/LOCKS - 29"H

MODEL #	DIMEN.	2MMP LIST	3MM1 LIST
SO255	72"W x 20"D	\$1,113.00	\$1,464.00
SO244	72"W x 24"D	\$1,248.00	\$1,521.00



STORAGE CREDENZA B/F/F-DOOR-B/B/FL - 29"H

MODEL #	DIMEN.	2MMP LIST	3MM1 LIST
SO298	72"W x 20"D	\$1,323.00	\$1,707.00
SO29824	72"W x 24"D	\$1,440.00	\$1,866.00



**4 DWR/4 DOOR BUFFET HEIGHT CREDENZA
W/LOCKS - 36"H**

MODEL #	DIMEN.	2MMP LIST	3MM1 LIST
SO397	72"W x 20"D	\$1,854.00	\$2,262.00
SO398	72"W x 24"D	\$2,034.00	\$2,502.00



LOCKER - 4 DOOR

- All 1" material w/adjustable glides
- Individual locks w/handle for each door
- Solid back

MODEL #	DIMEN.	LIST
SO3MM1533	16"W x 20"D x 70"H	\$1,080.00

SORTER/STORAGE

MODEL #	DIMEN.	LIST
SO3MM1538	36"W x 12"D x 36"H	\$1,374.00
SO3MM1555	36"W x 20"D x 29"H	\$723.00



***WARDROBE - STORAGE - F/FL - 25"W**

(1" MATERIAL)**

MODEL #	DIMEN.	2MMP LIST	3MM1 LIST
SO5866	20"D x 65"H	\$1,458.00	\$1,602.00
SO5867	24"D x 65"H	\$1,563.00	\$1,710.00
SO5868	20"D x 72"H	\$1,530.00	\$1,677.00
SO5869	24"D x 72"H	\$1,638.00	\$1,782.00



***2 DOOR STORAGE W/LOCKS - 72"H**

(1" MATERIAL) **

- Three adjustable shelves & one fixed shelf w/locks

MODEL #	DIMEN.	2MMP LIST	3MM1 LIST
SO5832	36"W x 20"D	\$1,092.00	\$1,236.00
SO583224	36"W x 24"D	\$1,248.00	\$1,344.00



***2 DRAWER LATERAL, 2 DOOR STORAGE
W/LOCKS - 72"H**

(1" MATERIAL) **

- Two adjustable shelves & one fixed shelf

MODEL #	DIMEN.	2MMP LIST	3MM1 LIST
SO5830	36"W x 20"D	\$1,581.00	\$1,731.00
SO583024	36"W x 24"D	\$1,695.00	\$1,836.00



← 2MMP - Available in 9 COLORS (See Page 16)

3MM1 - Available in 30 COLORS (See Page 18) →

CALL YOUR LOCAL SALES REPRESENTATIVE FOR DETAILS

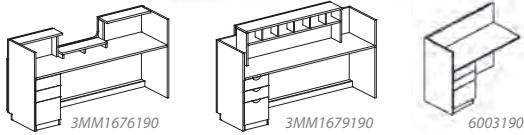
Reception *DESK*

Custom Sizes - 30 Colors



Custom Upholstery Available Providing Comfortable **WHEELCHAIR** Access

SO = SPECIAL ORDER



MODEL #	DESCRIPTION	DIMENSION	LIST PRICE
SO3MM1676190	Reception Desk - B/B/FL (L or R)	84"W x 30"D x 42"H	\$2,400.00
SO3MM1679190	Reception Desk - B/B/FL (L or R) w/Insert Cubbies	72"W x 30"D x 42"H	\$2,997.00
SO6003190	Single Pedestal Reception Return - B/B/F	48"W x 24"D x 42"H	\$1,146.00


Conference *TABLES* Any Size, Any Shape, Any Profile, Any Thickness & Any Base



16' Table Top

See Page 17 for Price

5 PROFILES, 3 THICKNESSES



4 TABLE BASES



SKU: **SOCANDEX7**
Total List: **\$5,538.00**
Includes:
4' x 16' x 2" Top, (2) PB1, (3) CL4,
Excludes Seating
*Boat Top Made in 2 Piece Top

SO = SPECIAL ORDER

CANDEX 3MM1 FINISHES - AVAILABLE BY SPECIAL ORDER

All Are Available In All Of Our 30 Colors Including 2-Tone And Edge Treatment At **NO EXTRA CHARGE**



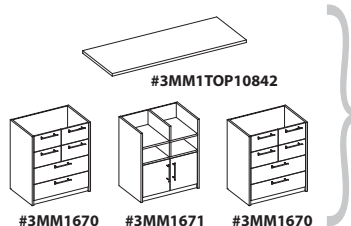
42"High - SHOWROOM/STORAGE/WORKSTATION

★ NEW!



#3MM1673

MODEL #	DESCRIPTION	DIMENSION	LIST PRICE
SO3MM1TOP10842 ★ Top		108"W x 42"D x 1"H	\$663.00
SO3MM1670 ★	Base Unit (4-Drwr Top+2-Drwr Bottom)	36"W x 24"D x 41"H	\$1,809.00
SO3MM1671 ★	Base Unit (Open Compartments+2 Doors)	36"W x 24"D x 41"H	\$1,242.00
SO3MM1673 ★	Credenza (2-Door+8-Drwrs)	72"W x 20"D x 36"H	\$2,430.00



↑ **SKU: SOCANDEX3**
Total List: \$5,523.00
Includes: 3MM1TOP10842,
3MM1670 (2), 3MM1671

★ Gold Stars Indicate Product New for 2020.

All Drawers In This Series Are Made In 1/2" White Laminate Including The Bottom (Solid Bottom) So They Can Withhold Heavy Weight.

★ NEW! MOBILE STORAGE

SO = SPECIAL ORDER



#3MM1350
Sliced Maple



#3MM1370
Cognac



#3MM1353 (Closed)
Light Oak



#3MM1353 (Open)
Light Oak



#3MM1351
Sliced Maple



#3MM1372
Cognac



#3MM1374 (M or S) (Closed)
Hard Rock Maple



#3MM1374S (Open)
Honey Maple



#3MM1352
Sliced Maple



#3MM1373
Cognac

Great For...
Schools
Hospitals
Mailrooms
Storage Units
On Heavy Duty
Wheels

All Are Available In
All Of Our 30 Colors
Including 2-Tone And
Edge Treatment
At **NO EXTRA CHARGE**
See Page 18

MODEL #	DESCRIPTION	DIMENSION	LIST PRICE
SO3MM1350 ★	1 Adj. Shelf w/Doors	32½"W x 22"D x 36"H	\$1,281.00
SO3MM1370 ★	1 Adj. Shelf w/Doors	48"W x 22"D x 36"H	\$1,812.00
SO3MM1351 ★	1 Full Width Drwr, 1 Adj. Shelf w/Doors	32½"W x 22"D x 36"H	\$1,506.00
SO3MM1372 ★	1 Full Width Drwr, 1 Adj. Shelf w/Doors	48"W x 22"D x 36"H	\$2,151.00
SO3MM1352 ★	5 Full Width Drawers	32½"W x 22"D x 36"H	\$1,845.00
SO3MM1373 ★	5 Full Width Drawers	48"W x 22"D x 36"H	\$2,640.00
SO3MM1353 ★	1 Fixed, 2 Adj. Shelves w/Locking Doors	32½"W x 22"D x 66"H	\$2,151.00
SO3MM1374M ★	2 Fixed, 4 Adj. Shelves w/Locking Doors (Inner Center Partition in Middle)	48"W x 22"D x 66"H	\$2,673.00
SO3MM1374S ★	2 Fixed, 4 Adj. Shelves w/Locking Doors (Inner Center Partition on Side)	48"W x 22"D x 66"H	\$2,673.00
SO5778 ★	Bookcase w/Solid Back, 2 Partitions & 18 Shelves	43"W x 18½"D x 60"H	\$1,845.00
SO5776 ★	F4S Sorter/Hutch	66"W x 15"D x 42"H	\$2,598.00
SO5777 ★	Sorter	66"W x 15"D x 30"H	\$2,400.00
SOSH10966 ★	Desk Shell w/24"D Fixed Shelf	66"W x 30"D x 29"H	\$906.00

MAILROOM SORTERS



#5778
Rocky Mountain & White



#SH10966
Rocky Mountain & White



#SH10966
Rocky Mountain & White

500 SERIES METAL DESKS by OfficeSource®



#56030 In Medium Oak/Putty

Central Locking
System Locks All Drawers


STANDARD FEATURES

- Durable woodgrain laminate top
- Powder coat finish on metal base
- Aluminum drawer handles
- Chrome plated 1" square tubular steel legs with adjustable leg levelers
- Full extension locking file drawers accommodate hanging file folders
- Box drawers are equipped with dividers
- Center locking system for all drawers
- Center drawer with supply tray
- Minimal assembly; just attach legs

500 SERIES FINISHES AVAILABLE:



QS(PO)
Medium Oak/Putty



QS(BW) Walnut/Black



SO(GG)
Gray Nebula/Gray



#54524 In Walnut/Black

DOUBLE PEDESTAL DESK

SKU: QSS6030

- Box/file drawer in each pedestal
 - Full extension locking file drawers
 - File drawers accommodate file folders, equipped w/dividers
 - Center drawer w/supply tray
- 60"W x 30"D x 29½"H
List: \$1,809.00

SINGLE RIGHT PEDESTAL DESK

SKU: QSS4524

- Box/file drawer in pedestal
 - Full extension locking file drawer
 - File drawers accommodate file folders, equipped w/dividers
 - Center drawer w/supply tray
- 45"W x 24"D x 29½"H
List: \$1,199.00



QS = QUICKSHIP

Manufacturer 5 Year Warranty

600 SERIES METAL TEACHER'S DESKS by OfficeSource®

STANDARD FEATURES

- Laminated wood top surface with rounded corners and vinyl covered edges for comfort and safety
- Desk top features a 6" rear overhang for easy student conferencing
- Two grommets for easy cable and wire management
- Central locking system locks all drawers
- Full width center drawer
- Ball bearing slides


600 SERIES FINISHES AVAILABLE:




QS(BGN)
Gray Nebula/Black



QS(PO)
Medium Oak/Putty



QS(BW) Walnut/Black



QS(WA)
Arctic White/White




Central Locking
System Locks All Drawers

#DQ6030 In Arctic White/White



#SQ4830 In Gray Nebula/Black

Two Grommets
For Easy Cable
Management



Smooth
Rounded
Corner Tops

TEACHER'S DESK, DOUBLE PEDESTAL

SKU: QSDQ6030

- Box/file drawer in each pedestal
 - Full extension locking file drawers
 - File drawers accommodate file folders, equipped w/dividers
 - Center drawer w/supply tray
- 60"W x 30"D x 29½"H
List: \$1,959.00

TEACHER'S DESK, SINGLE PEDESTAL

SKU: QSSQ4830

- Box/file drawer in pedestal
 - Full extension locking file drawers
 - File drawer accommodate file folders, equipped w/dividers
 - Center drawer w/supply tray
- 48"W x 30"D x 29½"H
List: \$1,469.00



500 Series Only
Legs Need to be Attached.

QS = QUICKSHIP



700 SERIES METAL DESKS by OfficeSource®

STANDARD FEATURES

- Laminated wood top surface with rounded corners and vinyl covered edges for comfort and safety
- Desk top features a 6" rear overhang for easy student conferencing
- Two grommets for easy cable and wire management
- Center locking system for all drawers

DOUBLE 3/4 PEDESTAL DESK

SKU: **QSDP706030**

- Box/file drawer in each pedestal
- Full extension locking file drawer
- File drawers accommodate file folders, equipped w/dividers
- Center drawer w/supply tray

60"W x 30"D x 30"H

List: \$2,139.00

SINGLE 3/4 PEDESTAL DESK


SKU: **QSP704830**

- Same as DP706030
- Pedestal on right
- Box/file drawer in pedestal

48"W x 30"D x 30"H

List: \$1,679.00

700 SERIES - FINISHES AVAILABLE:



#DP706030 In Medium Oak/Putty

Central Locking System Locks All Drawers



Smooth Rounded Corner Tops



#SP704830 In Arctic White/White



QS = QUICKSHIP



#210TERC In Light Oak/Black

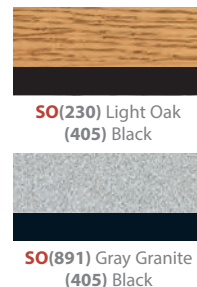
Laminate Pedestals



#245TERC In Gray Granite/Black

Laminate Pedestals

TEACHER'S DESKS FINISHES AVAILABLE:



SO = SPECIAL ORDER

Teacher's METAL LEG DESKS

STANDARD FEATURES

- All laminated wood desk tops with black metal legs. Tops feature rounded corner edges for comfort and safety
- Desk top features a 6" rear overhang for easy student conferencing

TEACHER'S DOUBLE 3/4 PEDESTAL DESK

SKU: **SO210TERC**

- Box/box/box drawer in left pedestal & box/file drawer in right pedestal w/locks

72"W x 30"D x 29"H

List: \$1,128.00

TEACHER'S DOUBLE 3/4 PEDESTAL DESK

SKU: **SO200TERC**

- Box/box/box drawer in left pedestal & box/file drawer in right pedestal w/locks

60"W x 30"D x 29"H

List: \$1,062.00

TEACHER'S SINGLE 3/4 PEDESTAL DESK

SKU: **SO245TERC**

- Box/file drawer in right pedestal w/locks

48"W x 30"D x 29"H

List: \$828.00

TEACHER'S SINGLE 3/4 PEDESTAL DESK

SKU: **SO240TERC**

- Box/file drawer in right pedestal w/locks


43"W x 24"D x 29"H

List: \$696.00

**30 Desk Top Finishes Available By Special Order
(See Page 18 For Selection)**



Vortex COLLECTION RECEPTION - TRANSLUCENT POLYCARBONATE



**EXPANDING
SMART**




**EASY ASSEMBLY
NO-TOOLS**



**TOTAL
RE-ASSEMBLY**



TRANSLUCENT POLYCARBONATE PANEL
Allows Light Into Desk Area.



STANDARD FEATURES

- Interchangeable with curved reception translucent polycarbonate panel
- Thermofused laminate finish with self-edge
- Wire management cutouts in interior desk
- Powder coated painted steel frame
- Silver frame standard
- No tools required for assembly



STRAIGHT RECEPTION - SINGLE PANEL MAIN

SKU: 55312 ★
48"W x 27"D x 45"H
Top Counter: 13"D
Interior Desk: 20"D
List: \$2,629.00



CORNER RECEPTION - CURVED SINGLE PANEL

SKU: 55293 ★
48"W x 48"D x 45"H
Top Counter: 13"D
Interior Desk: 20"D
List: \$2,689.00



MOBILE PEDESTAL - BOX/FILE


SKU: 55106
19¾"W x 19¾"D x 23"H
List: \$499.00

RECEPTION STATION - SINGLE PANEL MAIN

SKU: 55310
72"W x 32"D x 45½"H
Top Counter: 13"D
Interior Desk: 19¾"D
List: \$1,948.00

ADDITIONAL RECEPTION - SINGLE PANEL ADD-ON

SKU: 55315
67"W x 32"D x 45½"H
Top Counter: 13"D
Interior Desk: 19½"D
List: \$1,799.00




ADA RECEPTION STATION FRAME

SKU: 55490
63"W x 26"D x 33"H
List: \$1,499.00



VORTEX - FINISHES/FRAMES IN STOCK:



★ Gold Stars Indicate Product New for 2020.



WASTE RECEPTACLE

SKU: 55904 ★
• Black or Silver Finish
10"W x 10"D x 15"H
List (Black): \$189.00
List (Silver): \$329.00



END TABLE

SKU: 55903 ★
22"W x 22"D x 20¼"H
List: \$439.00



Vortex COLLECTION RECEPTION
- ALL LAMINATE



ALL LAMINATE
Allows Complete Privacy
On Desk Surfaces.



RECEPTION STATION - SINGLE PANEL MAIN

SKU: 55290
72"W x 32"D x 45½"H
Top Counter: 13"D
Interior Desk: 19¾"D
List: \$1,768.00


ADDITIONAL RECEPTION - SINGLE PANEL ADD-ON

SKU: 55295
67"W x 32"D x 45½"H
Top Counter: 13"D
Interior Desk: 19½"D
List: \$1,608.00

2 UNIT RECEPTION

(1) 55290 "MAIN" x (1) 55295 "ADD-ON"
or (1) 55310 "MAIN" x (1) 55315 "ADD-ON"


125.25"



3 UNIT RECEPTION

(1) 55290 "MAIN" x (2) 55295 "ADD-ON"
or (1) 55310 "MAIN" x (2) 55315 "ADD-ON"

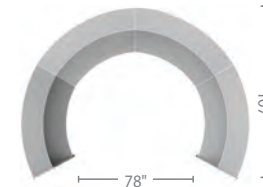
143.325"



4 UNIT RECEPTION

(1) 55290 "MAIN" x (3) 55295 "ADD-ON"
or (1) 55310 "MAIN" x (3) 55315 "ADD-ON"

142"



5 UNIT RECEPTION

(1) 55290 "MAIN" x (4) 55295 "ADD-ON"
or (1) 55310 "MAIN" x (4) 55315 "ADD-ON"

142"



STRAIGHT RECEPTION - SINGLE PANEL MAIN

SKU: 55292 ★
48"W x 27"D x 45"H
Top Counter: 13"D
Interior Desk: 20"D
List: \$2,299.00



CORNER RECEPTION - CURVED SINGLE PANEL


SKU: 55293 ★
48"W x 48"D x 45"H
Top Counter: 13"D
Interior Desk: 20"D
List: \$2,689.00



MOBILE PEDESTAL - BOX/FILE

SKU: 55106
19¾"W x 19¾"D x 23"H
List: \$499.00

VORTEX - FINISHES/FRAMES IN STOCK:



Ash Gray
w/Silver Frame

White
w/Silver Frame



WASTE RECEPTACLE

SKU: 55904 ★
• Black or Silver Finish
10"W x 10"D x 15"H
List (Black): \$189.00
List (Silver): \$329.00

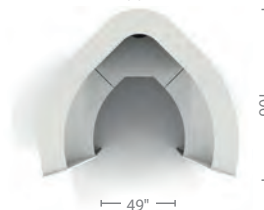


END TABLE

SKU: 55903 ★
22"W x 22"D x 20¼"H
List: \$439.00


3 UNIT RECEPTION
(1) 55293 "CORNER" x (1) 55290 "MAIN"
x (1) 55295 "ADD-ON"

90"



3 UNIT RECEPTION
(1) 55293 "CORNER" x (2) 55292 "STRAIGHT"

90"





SEVERAL STORAGE OPTIONS

Pictured: PL207, PL114, PL144OH, & PL44SGD

COMPATIBLE ACCESSORIES

USB Grommet Power Center



SEVERAL WORK SURFACE SHAPES & SIZES

Pictured: Bow Front Desk Shell w/Corner Extension

CREATE OFFICE SPACES TO MATCH YOUR CULTURE

CHOICE OF EIGHT FINISHES W/STANDARD PULLS IN STOCK



Cherry w/Black Pulls

Mahogany w/Black Pulls

Honey w/Black Pulls

Maple w/Black Pulls

Espresso w/Silver Pulls

Modern Walnut w/Silver Pulls

Coastal Gray w/Silver Pulls

White w/Silver Pulls



SEVERAL HUTCH OPTIONS & HUTCH ACCESSORIES

Pictured: PL130 & PL130SGD



COMBINE FINISHES

Pictured: Espresso w/White



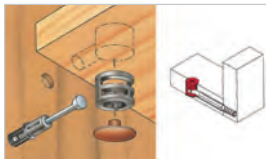
COMBINE W/OTHER COLLECTIONS

Pictured: Variant Collection

STANDARD FEATURES



3 Mil PVC Tough Edge
On All Exposed Edges




Metal-to-Metal Cam-Lock Connections
For Increased Durability



Core Removable Locks, Grommets & Leveling Glides Included



Top Quality Steel Ball Bearing Drawer Glides
For Ease In Operation



Space Planning - Collection Can Be Specified By Your Furniture Professional



Some items in this collection come ready-to-assemble.

→ **DESK OPTIONS**



DESK SHELL - 29½"H		LIST PRICE
PL104	47"W x 24"D x 29½"H	\$339.00
PL121	47"W x 30"D x 29½"H	\$360.00
PL103	60"W x 30"D x 29½"H	\$369.00
PL102	66"W x 30"D x 29½"H	\$399.00
PL105	71"W x 30"D x 29½"H	\$495.00
PL101	71"W x 36"D x 29½"H	\$505.00



STANDING DESK/TABLE SHELL - 41"H		LIST PRICE
PLT4160	60"W x 30"D x 41"H	\$809.00
PLT4166	66"W x 30"D x 41"H	\$840.00
PLT4172	72"W x 30"D x 41"H	\$855.00



BOW FRONT DESK SHELL		LIST PRICE
PL187	66"W x 30/35½"D x 29½"H	\$639.00
PL189	71"W x 36/41"D x 29½"H	\$639.00



STRAIGHT FRONT DESK W/CORNER EXTENSION		LIST PRICE
PL178R (Rt)	71"W x 23¼/42"D x 29½"H	\$795.00
PL178L (Lt)	71"W x 23¼/42"D x 29½"H	\$795.00



BOW FRONT DESK SHELL W/CORNER EXTENSION		LIST PRICE
PL177R (Rt)	71"W x 30/36/42/48"D x 29½"H	\$795.00
PL177L (Lt)	71"W x 30/36/42/48"D x 29½"H	\$795.00



CORNER DESK SHELL		LIST PRICE
PL134	42"W x 24"D x 29½"H	\$525.00
PL163	36"W x 36"D x 29½"H	\$595.00

→ **CREDENZAS, RETURNS & BRIDGES**



CREDENZA SHELL		LIST PRICE
PL129	60"W x 24"D x 29½"H	\$370.00
PL111	66"W x 24"D x 29½"H	\$380.00
PL143	71"W x 24"D x 29½"H	\$400.00



CREDENZA W/CORNER EXTENSION		LIST PRICE
PL181L (Lt)	66"W x 24/36"D x 29½"H	\$572.00
PL181R (Rt)	66"W x 24/36"D x 29½"H	\$572.00
PL182L (Lt)	71"W x 24/36"D x 29½"H	\$582.00
PL182R (Rt)	71"W x 24/36"D x 29½"H	\$582.00



HALF GABLE - (OPTION FOR CREDENZA SHELL)		LIST PRICE
PL142*	12¾"W x 1"D x 28"H	\$72.00

*PL142 Replaces The Full Gable So The Credenza Shell Can Be Used In Return Application.

Top Thickness: (PL) 1" Thick. Measurements Are Approximate As They Are Rounded Up To The Next Full Inch.



Q-TOP - (TOP ONLY)		LIST PRICE
PLT106T*	72"W x 30/36"D x 1"H	\$390.00

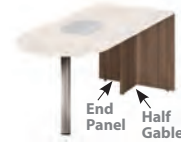


BULLET TOPS - (TOP ONLY)		LIST PRICE
PLT131T*	66"W x 30"D x 1"H	\$319.00
PLT147T*	72"W x 36"D x 1"H	\$390.00

*Tops Only. Must Order Leg & End Panel.



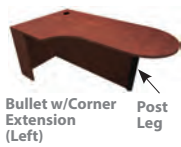
POST LEGS - (FOR Q & BULLET TOPS)		LIST PRICE
MS720BLK	Post Leg (Black)	\$150.00
MS720SI	Post Leg (Silver)	\$170.00



END PANEL LEG - (FOR Q & BULLET TOPS)		LIST PRICE
PLTEP30	30"W (For PLT106T & PLT131T)	\$180.00
PLTEP36	36"W (For PLT147T)	\$210.00



HALF GABLE - (SUPPORTS END PANEL LEG)		LIST PRICE
PL142	12¾"W x 1"D x 28"H	\$72.00



MODESTY PANELS - (FOR Q & BULLET TOPS)		LIST PRICE
PL4706FMP	(For PLT147T & PLT106T)	\$186.00
PL31FMP	(For PLT131T)	\$165.00

BULLET W/CORNER EXTENSION		LIST PRICE
PL133LA*	71"W x 30/42"D x 29½"H	\$745.00
PL133RA*	71"W x 30/42"D x 29½"H	\$745.00

*Top & Modesty Only. Must Order MS725E Leg.



POST LEGS - (FOR *Q & BULLET TOPS + BULLET W/CORNER)		LIST PRICE
MS725EBLK	Post Leg (Black)	\$150.00
MS725ESI	Post Leg (Silver)	\$170.00

*When Using Full Modesty Panel (PL4706FMP & PL31FMP).



VERTEX LEGS - (FOR Q & BULLET TOPS)		LIST PRICE
★ PLTLEGWMPPOST28	Vertex Leg w/Glide	\$155.00
★ PLTLEGWMPPLATE*	Base Plate	\$34.00

*Base Plate Required On Single Leg Applications. (BLK) Matte Black or (SI) Silver



REVERSIBLE RETURN		LIST PRICE
PL194	24"W x 24"D x 29½"H	\$232.00
PL179	30"W x 24"D x 29½"H	\$242.00
PL198	35"W x 20"D x 29½"H	\$253.00
PL192	35"W x 24"D x 29½"H	\$253.00
PL146	42"W x 20"D x 29½"H	\$329.00
PL196	42"W x 24"D x 29½"H	\$329.00
PL145	47"W x 24"D x 29½"H	\$339.00



BRIDGE		LIST PRICE
PL195	24"W x 24"D x 29½"H	\$212.00
PL188	30"W x 24"D x 29½"H	\$222.00
PL193	35"W x 24"D x 29½"H	\$232.00
PL197	42"W x 24"D x 29½"H	\$242.00
PL170	47"W x 24"D x 29½"H	\$277.00

OPTIONAL GROMMETS



BLACK GROMMET
SKU: PLSQGRMBLK
List: \$38.00 ea.



SILVER GROMMET
SKU: PLSQGRMSI
List: \$38.00 ea.



WORKSURFACE ACCESSORY HOOK
• Slides on worksurface top
SKU: PLTBH (Silver or Black) ★
List: \$29.00

★ Gold Stars Indicate Product New for 2020.

OS LAMINATE - FINISHES IN STOCK:





STEP FRONT COMPONENTS

→ DESK TOP OPTIONS & FALSE PEDESTALS



Desk Top w/Modesty Panel

DESK TOP W/MODESTY PANEL LIST PRICE

PL401*	71"W x 36"D	\$422.00
PL402*	66"W x 30"D	\$370.00



Bow Top w/Modesty Panel

BOW TOP W/MODESTY PANEL

PL489*	71"W x 36/41"D	\$515.00
---------------	----------------	----------



Porkchop Top w/Modesty Panel

PORKCHOP TOP W/MODESTY PANEL

PL477L*	71"W x 30/36/42/48"D	\$639.00
PL477R*	71"W x 30/36/42/48"D	\$639.00

***Please Note:** Step Front Desk Tops Require False Pedestals For Support.



False Pedestal

FALSE PEDESTALS LIST PRICE

PL46830**	15¾"W x 29½"D x 28½"H	\$309.00
(For use with PL402, PL477)		
PL46836**	15¾"W x 35½"D x 28½"H	\$319.00
(For use with PL401, PL489)		
PL46842**	15¾"W x 41½"D x 28½"H	\$360.00
(For use with PL477)		

****Please Note:** False Pedestals Required Under PL401, PL402, PL489, PL447L & PL477R.



False Pedestal

Above Components - Finishes In Stock: Espresso, Coastal Gray

→ DRAWER PEDESTALS & OPTIONS



#PL166

FULL PEDESTALS LIST PRICE

(Box/Box/File)		
PL166	15½"W x 22"D x 28½"H	\$470.00
(File/File)		
PL175	15½"W x 22"D x 28½"H	\$483.00



#PL175

OPTIONAL LOCK CORE KIT

PLLOCKCOREKIT		\$36.00 ea.
----------------------	--	-------------



#PL71SGM

GLASS MODESTY PANEL LIST PRICE

PL71SGM	40"W x 28"H	\$515.00
----------------	-------------	----------

(For Use With PL401, PL477, PL489)
All Work Surfaces Are 29½"H. Top Thickness: (PL) 1" Thick. Measurements Are Approximate As They Are Rounded Up To The Next Full Inch.



#PL71SGM



Gold Stars Indicate Product New for 2020.

ENCORE COMPONENTS

→ DESK TOP OPTIONS



Crescent Top

CRESCENT TABLE TOP LIST PRICE

PLTCRS71	71"W x 36"D	\$455.00
-----------------	-------------	----------

Please Note: Must Order (4) Post Legs.



Vector Top

VECTOR TABLE TOP

PLTVEC66L (Left)	66"W x 42"D	\$525.00
PLTVEC66R (Right)	66"W x 42"D	\$525.00

Please Note: Must Order (2) Post Legs. Other Side Mounts To A Work Surface.



Arc Table w/Modesty Panel (Left)

ARC TABLE W/MODESTY PANEL

PLTARC71L (Left)	71"W x 48"D	\$999.00
PLTARC71R (Right)	71"W x 48"D	\$999.00

Please Note: Must Order (2) Post Legs. Mounts To A Return.

→ ACRYLIC MODESTY PANELS & POST LEGS



Acrylic Modesty Panel

ACRYLIC MODESTY PANEL LIST PRICE

PLTAP1548S	48"W x 15"H	\$222.00
-------------------	-------------	----------

Please Note: For Crescent Or Vector Tops Only. Must Order Brackets.



Brackets

BRACKETS - (For Acrylic Modesty Panel)

PLTSDTM (Pair)		\$59.00
-----------------------	--	---------

Stocked in: Silver & **NEW!** Black★



POST LEG

PLTLEGPBLK (Black)	2½"Dia x 29½"H	\$103.00 ea.
PLTLEGPISI (Silver)	2½"Dia x 29½"H	\$103.00 ea.

Drawer Pedestals & Encore Desk Tops - Finishes In Stock: Cherry, Mahogany, Honey, Maple, Espresso, Modern Walnut, Coastal Gray & White*

➔ RECEPTION STATION



RECEPTION DESK SHELL

SKU: PL169NTT

71"W x 30"D x 40½"H

List Price: \$619.00

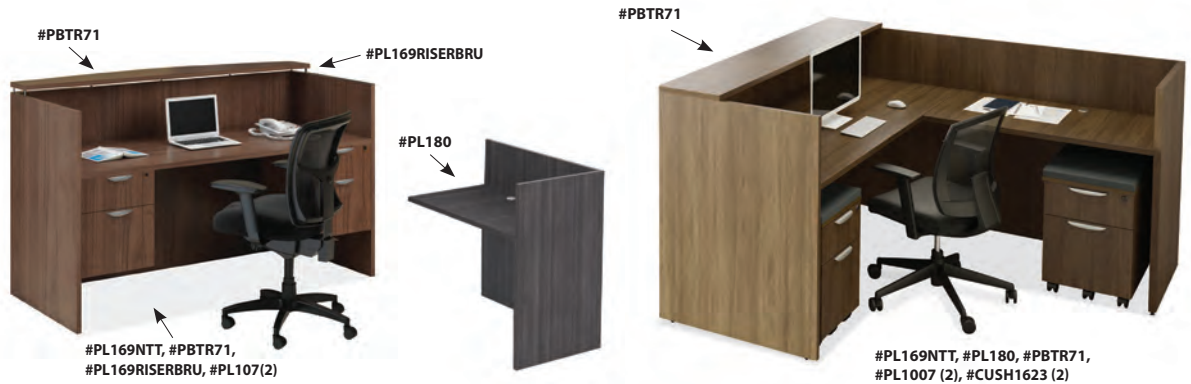
OPTIONAL RETURN

- Reversible

SKU: PL180

42"W x 24"D x 40½"H


List Price: \$385.00



★ NEW!



Hangs Over Existing Gables



REVERSIBLE RECEPTION OVERLAY

SKU: PL169DELTT ★

(For PL169NTT)

• Three storage compartments

66"W x 12"D x 38"H

List Price: \$549.00

Finishes In Stock: White & Dark Gray

Please Note: Reception Desk Shell Does Not Require Transaction Top. Additionally, When Purchasing An Optional Transaction Top, Metal Counter Risers Are Not Required.

OPTIONAL TRANSACTION TOPS

SKU: PBTR71

Laminate Top 71"W x 12"D \$222.00

SKU: PL169TTGLASSWH

Glass Top 71"W x 17¾"D \$525.00
(Metal Risers Included)

OPTIONAL RISERS

SKU: PL169RISERBRU

Metal Counter Risers \$84.00
(Elevates Laminate Transaction Tops)

Reception Desk Shell & Return - Finishes

In Stock: Cherry, Mahogany, Honey, Maple, Espresso, Modern Walnut, Coastal Gray & White

★ Gold Stars Indicate Product New for 2020.



→ **HUTCHES WITH DOORS**



#PL125
Pictured In Mahogany

**48"W - HUTCH
W/TWO LAMINATE DOORS**
15"D x 36"H **LIST PRICE**
PL125 - 47¼"W \$619.00



#PL130
Pictured In Honey

*Hutch Pictured w/Optional
Magnetic Glass White Board

**71"W - HUTCH
W/TWO LAMINATE DOORS**
15"D x 48"H **LIST PRICE**
PL130 - 71"W \$1,030.00



**OPTIONAL SILVER FRAMED
GLASS DOORS**
Set of 2 **LIST PRICE**
PL130SGD - (For PL130) \$485.00

→ **OPEN HUTCHES WITHOUT DOORS**



#PL1440OH
Pictured In Honey

OPEN HUTCH - 15"D
15" DEPTH x 36"H **LIST PRICE**
PL141OH - 60"W \$542.00
PL140OH - 66"W \$562.00
PL144OH - 71"W \$576.00



#PL208OH
Pictured In White

OPEN HUTCH - WALL MOUNT
15" DEPTH x 17"H **LIST PRICE**
PL209OH - 31"W \$350.00
PL208OH - 36½"W \$380.00
PL2044OH - 71"W \$639.00



#PL1044OH
Pictured in White



OPEN HUTCH - 14"D
14" DEPTH x 36"H **LIST PRICE**
PL153 - 35½"W \$411.00

#PL153
Pictured In Modern Walnut



Silver #PLTLPHS27 Matte Black

OPEN HUTCH **LIST PRICE**
PL1044OH (Requires Supports)
71"W x 15"D x 17"H \$649.00

HUTCH SUPPORTS **LIST PRICE**
PLTLPHS27 27"H (pair) \$288.00

Hutch Support Colors In Stock:
Silver & Matte Black

→ **OPEN TOWER STORAGE WITHOUT DOORS** ★ **NEW!**



OPEN TOWER HUTCH **LIST PRICE**
15½" DEPTH x 36"H
★ PL250OH - 14½"W \$319.00

SHELF KIT **LIST PRICE**
(Includes Two Shelves & Valances)
• Shelves attach to two open towers
★ PL25071SH - (For PL250OH)
42"W x 10"D \$179.00

Open Tower Hutches With Shelf Kit
Pictured On PL143 Credenza Shell
(Fits On 71"W Credenza Or Desk)



Pictured w/Optional Glass Doors

OS LAMINATE - FINISHES IN STOCK:

★ Gold Stars Indicate
Product New for 2020.



Cherry Espresso Mahogany Honey Maple Modern Walnut Coastal Gray White* (Selected SKUs)

Finishes In Stock: Cherry, Mahogany, Honey, Maple, Espresso, Modern Walnut, Coastal Gray & White* **Please Note:** PL44GLDRL, PL130, PL125 Not Available In White.

HUTCH DOORS & ACCESSORIES



W/LAMINATE DOORS



W/LAMINATE GLASS DOORS



W/SILVER FRAMED GLASS DOORS



W/SLIDING GLASS DOORS

Please Note: Hutch Doors Come In Sets Of 2. This Allows The Hutch To Have Partial Open Storage. If You Want A Full Hutch, You Will Need Two Kits.

→ OPEN HUTCHES OPTIONAL DOOR KITS



OPTIONAL LAMINATE FRAMED GLASS DOORS

Set of 2 **LIST PRICE**
*PL44GLDRL - (See Below) \$160.00



OPTIONAL LAMINATE DOORS

Set of 2 **LIST PRICE**
PL40LD - (For PL140) \$54.00
PL41LD - (For PL141, PL209) \$52.00
*PL44LD - (See Below) \$54.00



OPTIONAL SILVER FRAMED GLASS DOORS

Set of 2 **LIST PRICE**
PL40SGD - (For PL140) \$265.00
PL41SGD - (For PL141, PL209) \$265.00
PL44SGD - (For PL144OH, PL208OH, PL2044OH) \$265.00



OPTIONAL SLIDING GLASS DOORS

PL44SLIDESGD* - (2 Door Span) \$181.00
PL44RAILSI** - (Rails For PL144OH & PL2044OH) \$106.00
PL08RAILSI - (Rails For PL208OH) \$71.00

*Sliding Doors Only For PL144OH, PL208OH & PL2044OH.

**Doors Only, Must Order Rails.

**Requires 2 Sets Of Doors.



W/LAMINATE DOORS



W/SILVER FRAMED GLASS DOORS

OPTIONAL LAMINATE DOORS

Set of 2 - No Locks **LIST PRICE**
★ PL250LD - (For PL250OH) \$169.00

OPTIONAL GLASS DOORS

Set of 2 - No Locks **LIST PRICE**
★ PL250SGD - (For PL250OH) \$249.00

OPTIONAL LOCK



HUTCH DOOR LOCK PLDDLOCK

List: \$41.00 ea.

Finishes In Stock:

SI Silver & BLK Black

→ HUTCHES ACCESSORIES



W/GRAY FABRIC



W/VISCONTI FABRIC



W/GLASS WHITE BOARD



CENTER HUTCH DIVIDER

PL44CHD - (8 Finishes)

• Goes in center area of PL144OH or PL1044OH as option

List: \$105.00



Gray Fabric



Visconti Fabric



Magnetic Glass White Board



SUPPORT - VERTICAL HUTCH ORGANIZER

PL1022VHO

18¼"W x 13¾-14¾"D x 27½"H
• 1 Fixed shelf (finish matched)
+ 5 adjustable shelves (black)
• Adjustable shelves can be inserted horizontally or vertically
List: \$339.00 (For PL1044OH Only)



VERTICAL HUTCH ORGANIZER

PL122 - (Black Only)

12¼"W x 12¼"D List: \$200.00



Gold Stars Indicate Product New for 2020.

FABRIC TACK BOARDS

	DIMENSIONS	(GRAY FABRIC) LIST PRICE	(VISCONTI FABRIC) LIST PRICE
PL115 (Fits PL141)	58"W x ½"D x 16½"H	\$170.00	\$212.00
PL116 (Fits PL125)	45¼"W x ½"D x 16½"H	\$170.00	\$202.00
PL117 (Fits PL140)	64"W x ½"D x 16½"H	\$180.00	\$222.00
PL118 (Fits PL130 & PL144)	68½"W x ½"D x 16½"H	\$200.00	\$242.00

MAGNETIC GLASS WHITE BOARD

GBM1769WH (Fits PL130 & PL144) 68½"W x ½"D x 16½"H LIST PRICE \$319.00

→ **LATERALS**



COMBO LATERAL FILE LIST PRICE
PL114 (Box/Box/File w/One Lateral)
31"W x 22"D x 29½"H \$955.00

TWO DRAWER LATERAL FILE
PL112 (w/Removable Top)
35½"W x 22"D x 29½"H \$845.00
PL110 (Top To Create Credenza)
71"W x 22"D x 1"H \$232.00
*Sits on Top of (2) PL112, PL113,
PL1012, PL1013 or PL152.*


TOP CUSHION
CUSH2136 \$277.00
(For PL112, PL113, PL1012 & PL1013)



THREE DRAWER LATERAL FILE
PL183
35½"W x 22"D x 42"H \$1,999.00

FOUR DRAWER LATERAL FILE
PL184
35½"W x 22"D x 54½"H \$2,449.00

TOP CUSHION UPHOLSTERIES
OPTIONS: (CUSH2136 + CUSH1623)



→ **PEDESTALS**



MOBILE PEDESTALS LIST PRICE
PL148 (Box/Box/File)
16"W x 22½"D x 28½"H \$639.00

PL149 (File/File)
16"W x 22½"D x 28½"H \$669.00
PL1007 (Box/File)
16"W x 22½"D x 22½"H \$525.00

TOP CUSHION
CUSH1623 (For PL1007) \$147.00

CPU PEDESTAL - NO TOP
PL167* (Reversible Door)
12"W x 20"D x 28"H \$309.00



HANGING PEDESTAL - 3/4
PL107 (Box/File)
15½"W x 22"D x 19"H \$339.00
PL108 (Box/File)
15½"W x 19"D x 19"H \$339.00
(Use with PL146 & PL198)

DELUXE PEDESTAL - FULL
PL166 (Box/Box/File)
15½"W x 22"D x 28½"H \$470.00
PL175 (File/File)
15½"W x 22"D x 28½"H \$483.00
PL66T* (Top Panel For PL166/175)
16"W x 22"D x 1"H \$74.00

→ **OPTIONAL PULLS**



SILVER PULL
PLPULLHLNI
List: \$27.00 ea.



BLACK PULL
PLPULLHLBL ★
List: \$27.00 ea.



RECTANGULAR PULL
PLPULLRSI
List: \$31.00 ea.




MODERN METRO PULL
PLPULLCYL
List: \$27.00 ea.
Silver, Graphite or Black



MODERN PULL
PLPULLBAR
List: \$36.00 ea.
Silver, Graphite or Black

→ **OPTIONAL CORES & KEYS** *Replace lock core on file drawers or storage cabinets, allowing all files to be keyed alike.*



LOCK CORE KIT 
SKU: PLLOCKCOREKIT
(Comes w/2 Keys)
List Price: \$36.00



MASTER KEY
SKU: PLMKEY
List Price: \$23.00



BLANK KEY
SKU: PLKEYBLANK
(Set of 2)
List Price: \$21.00



OPTIONAL CABINETS & TRAY
(For PL166 & PL175)
PL1052 Door Cabinet
16"W x 22½"D x 20⅝"H \$400.00
PL1053 Open Cabinet
16"W x 22½"D x 20⅝"H \$319.00
PL1066 2-Slot Paper Tray
16"W x 22½"D x 11½"H \$222.00

→ **STORAGE CABINETS & BOOKCASES**



STORAGE CABINET LIST PRICE
PL113 35½"W x 22"D x 29½"H \$495.00
PL152 35½"W x 22"D x 37¼"H \$710.00
PL151 35½"W x 22"D x 65½"H \$1,173.00



TEMPERED GLASS SILVER FRAME CABINET DOORS
PL152SGD - Set of 2 (For PL152) \$525.00
PL113SGD - Set of 2 (For PL113) \$310.00

BUFFET CREDENZA W/TOP DRAWER & DOORS
PL172 35½"W x 22"D x 37¾"H \$1,149.00



WARDROBE UNIT LIST PRICE
PL207 - 2 Drwr + Cabinet & Coat Rod
24¼"W x 23¾"D x 65½"H \$1,699.00
PERSONAL UNIT
PL150 - 4 Adj. Shelves & Coat Rod
23¾"W x 17¾"D x 65½"H \$900.00

TEMPERED GLASS SILVER FRAME CABINET DOOR
PL150151SGD - 1 Per Box \$320.00
(For PL150 & PL151)
Please Note: PL150151SGD - 1 Per Box, Order 2 For Complete Coverage On PL151.



★ **NEW!** *Optional 1" Thick Shelves*

BOOKCASES - 31½"W LIST PRICE
PL154 29½"H x 14"D \$242.00
PL155 47¼"H x 14"D \$319.00
PL156 65½"H x 14"D \$453.00


BOOKCASE - DOOR KIT & EXTRA SHELF
PLBCDK 16"W x ¾"D x 26"H \$170.00
PLBCXS* Extra Shelf \$59.00
(For Use On PL154, PL155, PL156 Only)

★ **OPTIONAL 1" THICK EXTRA SHELF**
Includes: 4 Center Shelf Pins Per Shelf.
★ **PL156SH25** (Adds Stability) \$69.00
(For Use On PL154, PL155, PL156 Only)



CORNER BOOKCASES LIST PRICE
PL160* 29½"H x 24"W \$485.00
PL161* 36"H x 15"W \$350.00

Measurements Are Approximate As They Are Rounded Up To The Next Full Inch.

 **Ready to Assemble** Some items in this collection come ready-to-assemble.

Finishes In Stock:
Cherry, Mahogany, Honey, Maple, Espresso, Modern Walnut, Coastal Gray & White*

★ **Gold Stars Indicate Product New for 2020.**

* (Selected Skus) Not Available In White: PL167, PL66T, PLBCXS, PL160, PL161

→ **DESKS**

SINGLE DESK PACKAGES

- ¾ Pedestal, (1) PL107



- SGLHDPL104** ★ 48"W x 24"D \$678.00
- SGLHDPL121** ★ 48"W x 30"D \$699.00
- SGLHDPL103** ★ 60"W x 30"D \$708.00
- SGLHDPL102** ★ 66"W x 30"D \$738.00
- SGLHDPL105** ★ 71"W x 30"D \$834.00
- SGLHDPL101** ★ 71"W x 36"D \$884.00

DOUBLE DESK PACKAGES

- ¾ Pedestal, (2) PL107



- DBLHDPL103** ★ 60"W x 30"D \$1,047.00
- DBLHDPL102** ★ 66"W x 30"D \$1,077.00
- DBLHDPL105** ★ 71"W x 30"D \$1,173.00
- DBLHDPL101** ★ 71"W x 36"D \$1,183.00

DOUBLE DESK PACKAGES

- Full Pedestal, (1) PL166, (1) PL175



- DBLFDPL103** ★ 60"W x 30"D \$1,322.00
- DBLFDPL102** ★ 66"W x 30"D \$1,352.00
- DBLFDPL105** ★ 71"W x 30"D \$1,448.00
- DBLFDPL101** ★ 71"W x 36"D \$1,458.00

SINGLE "L" DESK PACKAGES

- 24" X 47" Return, (1) PL145



- ¾ Pedestal, (1) PL107
- SGLHLPL103** ★ 60"W x 30"D \$1,047.00
- SGLHLPL102** ★ 66"W x 30"D \$1,077.00
- SGLHLPL105** ★ 71"W x 30"D \$1,173.00
- SGLHLPL101** ★ 71"W x 36"D \$1,183.00

DOUBLE "L" DESK PACKAGES

- 24" X 47" Return, (1) PL145



- ¾ Pedestal, (2) PL107
- DBLHLPL103** ★ 60"W x 30"D \$1,386.00
- DBLHLPL102** ★ 66"W x 30"D \$1,416.00
- DBLHLPL105** ★ 71"W x 30"D \$1,512.00
- DBLHLPL101** ★ 71"W x 36"D \$1,522.00

DOUBLE "L" DESK PACKAGES

- 24" X 47" Return, (1) PL145



- Full Pedestal, (1) PL166, (1) PL175
- DBLFLPL103** ★ 60"W x 30"D \$1,661.00
- DBLFLPL102** ★ 66"W x 30"D \$1,691.00
- DBLFLPL105** ★ 71"W x 30"D \$1,787.00
- DBLFLPL101** ★ 71"W x 36"D \$1,797.00

→ **"L" & "U" CONFIGURATIONS W/HUTCH**



Pictured w/Optional PL118 Tack Board

DESK W/CORNER EXTENSION, RETURN & OPEN HUTCH
SKU: TYPICAL OS208★

Includes: PL182R/PL166/PL179/PL144OH
71"W x 66"D x 65½"H
List Price: \$1,870.00



Pictured w/Optional PL118 Tack Board

DESK W/CORNER EXTENSION, RETURN, OPEN HUTCH W/LAMINATE DOORS
SKU: TYPICAL OS209★

Includes: PL182R/PL166/PL179/PL144OH/PL44LD
71"W x 66"D x 65½"H
List Price: \$1,924.00



Pictured w/Optional PL118 Tack Board

DESK W/CORNER EXTENSION, RETURN, OPEN HUTCH W/GLASS DOORS
SKU: TYPICAL OS210★

Includes: PL182R/PL166/PL179/PL144OH/PL44SGD
71"W x 66"D x 65½"H
List Price: \$2,135.00



TYPICAL OS211

BOW FRONT DESK, BRIDGE, CREDENZA W/CORNER EXTENSION & OPEN HUTCH
SKU: TYPICAL OS211★

Includes: PL189/PL182R/PL166/PL193/PL144OH
71"W x 107½"D x 65½"H
List Price: \$2,499.00



Pictured w/Optional PL118 Tack Board

TYPICAL OS212

BOW FRONT DESK, BRIDGE, CREDENZA W/CORNER EXTENSION & OPEN HUTCH W/DOORS
SKU: TYPICAL OS212★

Includes: PL189/PL182R/PL166/PL193/PL144OH/PL44SGD
71"W x 107½"D x 65½"H
List Price: \$2,764.00

★ Gold Stars Indicate Product New for 2020.

OS LAMINATE - FINISHES IN STOCK:



Cherry

Espresso

Mahogany

Honey

Maple

Modern Walnut

Coastal Gray

White*
(Selected SKUs)



OS Laminate COLLECTION
by OfficeSource® Pictured w/CoolMesh Pro Seating & Spry Mobile Marker Board

COASTAL GRAY

↑ **SKU: TYPICAL OS148**
TOTAL LIST: \$6,728.00
Excludes Seating & Accessories.
Overall Dimensions:
142"W x 144"D x 40½"H

TYPICAL OS148				
MODEL #	QTY	DESCRIPTION	W x D x H	LIST PRICE
PL169NTT	4	Reception Desk Shell	71 x 30 x 40½	\$619.00 ea.
PL180	4	Reception Return Shell	42 x 24 x 40½	\$385.00 ea.
PL107	8	Hanging 3/4 Pedestal - B/F	15½ x 22 x 19	\$339.00 ea.



← **SKU: TYPICAL OS22V**
TOTAL LIST: \$5,624.00
Excludes Accessories.
Overall Dimensions:
112"W x 106½"D x 65½"H
OS22V Stocked in Espresso & Coastal Gray Only

TYPICAL OS22V				
MODEL #	QTY	DESCRIPTION	W x D x H	LIST PRICE
PL489	1	Bow Top w/Modesty	71 x 36/41 x 29½	\$515.00
PL71SGM	1	Glass Modesty Panel	40 x 1¼ x 28	\$515.00
PL46836	2	False Pedestal	15¾ x 35½ x 28½	\$319.00 ea.
PL170	1	Bridge	47 x 24 x 29½	\$277.00
PL143	1	Credenza Shell	71 x 24 x 29½	\$400.00
PL166	2	Deluxe Full Pedestal - B/B/F	15½ x 22 x 28½	\$470.00 ea.
PL144OH	1	Open Hutch	71 x 15 x 36	\$576.00
PL44SGD	1	Silver Frame Glass Doors	17 x ¾ x 15¾	\$265.00
PL118	1	Tack Board (Visconti Fabric)	68% x ½ x 16½	\$242.00
PL112	1	Two Drawer Lateral File	35½ x 22 x 29½	\$845.00
PL153	1	Open Hutch	35½ x 14 x 36	\$411.00



Desk Mount
Power Module



← **SKU: TYPICAL OS149**
TOTAL LIST: \$2,283.00
Excludes Seating & Accessories.
Overall Dimensions:
71"W x 77"D x 29½"H

TYPICAL OS149				
MODEL #	QTY	DESCRIPTION	W x D x H	LIST PRICE
PL208OH	1	Wall Mount - Open Hutch	36½ x 15 x 17	\$380.00
PL44SGD	1	Silver Frame Glass Doors	17 x ¾ x 15¾	\$265.00
PL133LA	1	Bullet w/Corner Extension - Lt	71 x 30/42 x 29½	\$745.00
MS725ESI	1	Silver Post Leg	3"Dia x 28½	\$170.00
PL192	1	Reversible Return	35 x 24 x 29½	\$253.00
PL166	1	Deluxe Full Pedestal - B/B/F	15½ x 22 x 28½	\$470.00



COASTAL GRAY

OS Laminate COLLECTION
by OfficeSource®

★ NEW!
TYPICAL



SKU: TYPICAL OS19V ★
TOTAL LIST: \$6,679.00

Excludes Seating & Accessories.

Overall Dimensions:
142"W x 107"D x 65½"H



SKU: TYPICAL OS24
TOTAL LIST: \$4,032.00

Excludes Accessories.

Overall Dimensions:
66"W x 89¾"D x 65½"H




SKU: TYPICAL OS36
TOTAL LIST: \$2,616.00

Excludes Accessories.

Overall Dimensions:
72"W x 72"D x 42"H
*Includes Transaction Top

OS LAMINATE - FINISHES IN STOCK:



TYPICAL OS19V

MODEL #	QTY	DESCRIPTION	W x D x H	LIST PRICE
PL189	1	Bow Front Desk Shell	71 x 36/41 x 29½	\$639.00
PL197	1	Bridge	42 x 24 x 29½	\$242.00
PL143	1	Credenza Shell	71 x 24 x 29½	\$400.00
PL166	2	Deluxe Full Pedestal - B/B/F	15½ x 22 x 28½	\$470.00 ea.
PL152	2	Storage Cabinet	35½ x 22 x 37¼	\$710.00 ea.
PL112	2	Two Drawer Lateral File	35½ x 22 x 29½	\$845.00 ea.
PL144OH	1	Open Hutch	71 x 15 x 36	\$576.00
PL44SGD	2	Silver Frame Glass Doors	17 x ¾ x 15¾	\$265.00 ea.
PL118	1	Tack Board (Visconti Fabric)	68% x ½ x 16½	\$242.00

TYPICAL OS24

MODEL #	QTY	DESCRIPTION	W x D x H	LIST PRICE
PL181R	1	Credenza w/Corner Ext - Rt	66 x 24/36 x 29½	\$572.00
PL179	1	Reversible Return	30 x 24 x 29½	\$242.00
PL166	1	Deluxe Full Pedestal - B/B/F	15½ x 22 x 28½	\$470.00
PL140OH	1	Open Hutch	66 x 15 x 36	\$562.00
PL40SGD	1	Silver Frame Glass Doors	18 x ½ x 15¾	\$265.00
PL117	1	Tack Board (Visconti Fabric)	64 x ½ x 16½	\$222.00
PL207	1	Wardrobe Unit	24¼ x 23¾ x 65½	\$1,699.00

TYPICAL OS36

MODEL #	QTY	DESCRIPTION	W x D x H	LIST PRICE
PL181R	1	Credenza w/Corner Ext. - Rt	66 x 24/36 x 29½	\$572.00
PL179	1	Reversible Return	30 x 24 x 29½	\$242.00
PL166	1	Deluxe Full Pedestal - B/B/F	15½ x 22 x 28½	\$470.00
PBTC66L	1	Corner Transaction Top - Left	66 x 12 x 1	\$222.00
PBTC66R	1	Corner Transaction Top - Right	66 x 12 x 1	\$222.00
PBP12	3	Posts	1¾ x 1¾ x 12	\$116.00 ea.
PB21266ACR	2	Acrylic Panel	66 x ¾ x 12	\$270.00 ea.

TYPICAL CONFIGURATIONS

★ Gold Stars Indicate Product New for 2020.



ESPRESSO

Pictured w/Luna & Triumph Collections

↑ **SKU: TYPICAL OS125**
TOTAL LIST: \$5,746.00
Excludes Seating
& Accessories.
Overall Dimensions:
107"W x 95"D x 65½"H



Optional Cell Phone
Charging Grommet

↑ **SKU: TYPICAL OS43**
TOTAL LIST: \$5,895.00
Excludes Seating & Accessories.
Overall Dimensions:
114"W x 72"D x 29½"H
OS43 Stocked in Espresso &
Coastal Gray Only



← **SKU: TYPICAL OS2**
TOTAL LIST: \$1,638.00
Excludes Keyboard
System & Accessories.
Overall Dimensions:
77"W x 71"D x 29½"H

TYPICAL OS125

MODEL #	QTY	DESCRIPTION	W x D x H	LIST PRICE
PLT147T/PLTEP36/PL142	1	Bullet Top Unit (Top & Side)*	72 x 36 x 29½	\$672.00*
PLTLEGWMPOST28	1	Vertex Leg (Shown in Silver)	8 x 21 x 28½	\$155.00
PLTLEGWMPLATE	1	Base Plate		\$34.00
PL170	1	Bridge	47 x 24 x 29½	\$277.00
PL143	1	Credenza Shell	71 x 24 x 29½	\$400.00
PL114	1	Combo Lateral File - B/B/F/Lat.	31 x 22 x 29½	\$955.00
PL144OH	1	Open Hutch	71 x 15 x 36	\$576.00
PL445GD	2	Silver Frame Glass Doors	17 x ¾ x 15¾	\$265.00 ea.
PL118	1	Tack Board (Gray Fabric)	68¾ x ½ x 16½	\$200.00
PL207	1	Wardrobe Unit	24¼ x 23¾ x 65½	\$1,699.00
PLPULLRSI	8	Rectangular Pulls	7 x 1 x 1	\$31.00 ea.

*Bullet Top Unit - All 3 SKUs Must Be Ordered Together (PLT147T, PLTEP36, PL142).

TYPICAL OS43

MODEL #	QTY	DESCRIPTION	W x D x H	LIST PRICE
PL477L	1	Porkchop Top w/Modesty - Lt	71 x 30/36/42/48 x 29½	\$639.00
PL715GM	1	Glass Modesty Panel	40 x 1¼ x 28	\$515.00
PL166	1	Deluxe Full Pedestal - B/B/F	15½ x 22 x 28½	\$470.00
PL46830	1	False Pedestal	15¾ x 29½ x 28½	\$309.00
PL46842	1	False Pedestal	15¾ x 41½ x 28½	\$360.00
PL111	1	Credenza Shell	66 x 24 x 29½	\$380.00
PL142	1	Half Leg	12¾ x 1 x 28	\$72.00
PL1012	1	Two Drawer Personal Cabinet	35½ x 22 x 22	\$929.00
PL1013	1	Open Bookcase	35½ x 22 x 22	\$422.00
CUSH2136	1	Top Cushion	35½ x 22 x 1½	\$277.00
PL110	1	Credenza Top	71 x 22 x 1	\$232.00
PL208OH	2	Wall Mount - Open Hutch	36½ x 15 x 17	\$380.00 ea.
PL445GD	2	Silver Frame Glass Doors	17 x ¾ x 15¾	\$265.00 ea.

TYPICAL OS2

MODEL #	QTY	DESCRIPTION	W x D x H	LIST PRICE
PL133LA	1	Bullet w/Corner Extension - Lt	71 x 30/42 x 29½	\$745.00
PL192	1	Reversible Return	35 x 24 x 29½	\$253.00
PL166	1	Deluxe Full Pedestal - B/B/F	15½ x 22 x 28½	\$470.00
MS725ESI	1	Silver Post Leg	3"Dia x 28½"	\$170.00

New Open Tower Hutches With Center Shelves & Silver Framed Glass Doors



ESPRESSO

Pictured w/Bradley & Ebony Collection Seating

OS Laminate COLLECTION by OfficeSource®

TYPICAL OS175				
MODEL #	QTY	DESCRIPTION	W x D x H	LIST PRICE
PL250OH	1	Open Tower Hutch (Set of 2)	14½ x 15½ x 36	\$319.00
PL25071SH	1	Shelf Kit w/Valance (Set of 2)	42 x 10	\$179.00
PL250SGD	1	Silver Frame Glass Doors (2)	14¾ x ¾ x 35⅙	\$249.00
PL477R	1	Porkchop Top w/Modesty Panel	71 x 30/36/42/48 x 29½	\$639.00
PL46830	1	False Pedestal	15¾ x 29½ x 28½	\$309.00
PL46842	1	False Pedestal	15¾ x 41½ x 28½	\$360.00
PL715GM	1	Glass Modesty Panel	40 x 1¼ x 28	\$515.00
PL193	1	Bridge	35 x 24 x 29½	\$232.00
PL143	1	Credenza Shell	71 x 24 x 29½	\$400.00
PL166	1	Deluxe Full Pedestal - B/B/F	15½ x 22 x 28½	\$470.00
PL112	1	Two Drawer Lateral File	35½ x 22 x 29½	\$845.00
PL152	1	Storage Cabinet	35½ x 22 x 37¼	\$710.00
PL152SGD	1	Silver Frame Glass Cabinet Doors	16½ x ½ x 37¼	\$525.00



NEW!
TYPICAL

SKU: TYPICAL OS175
TOTAL LIST: \$5,752.00
 Excludes Seating & Accessories.
Overall Dimensions:
 106½"W x 112"D x 65½"H



Surface Mount Power Module (2 Outlets + 2 USB)

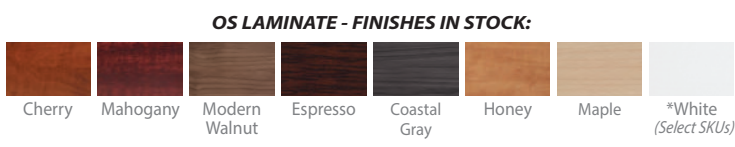
SKU: TYPICAL OS9
TOTAL LIST: \$3,578.00
 Excludes Seating & Accessories.
Overall Dimensions:
 107"W x 71"D x 65½"H

TYPICAL OS9				
MODEL #	QTY	DESCRIPTION	W x D x H	LIST PRICE
PL177L	1	Desk w/Corner Extension - Lt	71 x 30/36/42/48 x 29½	\$795.00
PL193	1	Bridge	35 x 24 x 29½	\$232.00
PL143	1	Credenza Shell	71 x 24 x 29½	\$400.00
PL112	1	Two Drawer Lateral File	35½ x 22 x 29½	\$845.00
PL144OH	1	Open Hutch	71 x 15 x 36	\$576.00
PL44SGD	2	Silver Frame Glass Doors	17 x ¾ x 15¾	\$265.00 ea.
PL118	1	Tack Board (Gray Fabric)	68% x ½ x 16½	\$200.00

SKU: TYPICAL OS151
TOTAL LIST: \$1,679.00
 Excludes Seating & Accessories.
Overall Dimensions:
 72"W x 71"D x 29½"H

TYPICAL OS151				
MODEL #	QTY	DESCRIPTION	W x D x H	LIST PRICE
PLT147T/PLTEP36	1	Bullet Top Unit (Top & End)*	72 x 36 x 29½	\$600.00
PL4706FMP	1	Modesty Panel	54¼ x ¾ x 27¼	\$186.00
MS725ESI	1	Silver Post Leg	3"Dia x 28½	\$170.00
PL192	1	Reversible Return	35 x 24 x 29½	\$253.00
PL166	1	Deluxe Full Pedestal - B/B/F	15½ x 22 x 28½	\$470.00

*Bullet Top Unit - Both SKUs Must Be Ordered Together (PLT147T, PLTEP36).



OS LAMINATE - FINISHES IN STOCK:

Drawer Pulls - Cherry, Mahogany, Honey, & Maple, Come Standard With Black Pulls, While Espresso, Modern Walnut, Coastal Gray & White Come Standard With Silver. Optional Silver & Square Handles Are Available For A Small Up Charge.

★ Gold Stars Indicate Product New for 2020.

TYPICAL CONFIGURATIONS



OS Laminate **COLLECTION**
by OfficeSource®

CHERRY

↑ **SKU: TYPICAL OS171**
TOTAL LIST: \$3,097.00
Excludes Accessories.
Overall Dimensions:
71"W x 101"D x 65½"H

← **SKU: TYPICAL OS20**
TOTAL LIST: \$3,501.00
Excludes Keyboard System & Accessories.
Overall Dimensions:
71"W x 112"D x 78"H



← **SKU: TYPICAL OS44**
TOTAL LIST: \$4,730.00
Excludes Seating & Accessories.
Overall Dimensions:
154"W x 71"D x 29½"H

TYPICAL OS171

MODEL #	QTY	DESCRIPTION	W x D x H	LIST PRICE
PLT147T/PLTEP36	1	Bullet Top Unit (Top & End)*	72 x 36 x 29½	\$600.00
PL4706FMP	1	Modesty Panel	54¼ x ¾ x 27¼	\$186.00
MS725ESI	1	Silver Post Leg	3"Dia x 28½"	\$170.00
PL197	1	Bridge	42 x 24 x 29½	\$242.00
PL143	1	Credenza Shell	71 x 24 x 29½	\$400.00
PL107	1	Hanging 3/4 Pedestal - B/F	15½ x 22 x 19	\$339.00
PL144OH	1	Open Hutch	71 x 15 x 36	\$576.00
PL445GD	1	Silver Frame Glass Doors	17 x ¾ x 15¾	\$265.00
GBM1769WH	1	Magnetic Glass White Board	68½ x ½ x 16½	\$319.00

*Bullet Top Unit - Both SKUs Must Be Ordered Together (PLT147T, PLTEP36).

TYPICAL OS20

MODEL #	QTY	DESCRIPTION	W x D x H	LIST PRICE
PL189	1	Bow Front Desk Shell	71 x 36/41 x 29½	\$639.00
PL170	1	Bridge	47 x 24 x 29½	\$277.00
PL143	1	Credenza Shell	71 x 24 x 29½	\$400.00
PL166	1	Deluxe Full Pedestal - B/B/F	15½ x 22 x 28½	\$470.00
PL130	1	High Hutch	71 x 15 x 48	\$1,030.00
PL130SGD	1	Silver Frame Glass Doors	17¾ x ½ x 29	\$485.00
PL118	1	Tack Board (Gray Fabric)	68½ x ½ x 16½	\$200.00

TYPICAL OS44

MODEL #	QTY	DESCRIPTION	W x D x H	LIST PRICE
PL133RA	2	Bullet w/Corner Extension - Rt	71 x 30/42 x 29½	\$745.00 ea.
MS725EBLK	2	Black Post Leg	3"Dia x 28½"	\$150.00 ea.
PL192	2	Reversible Return	35 x 24 x 29½	\$253.00 ea.
PL166	2	Deluxe Full Pedestal - B/B/F	15½ x 22 x 28½	\$470.00 ea.
PL2044OH	2	Wall Mount - Open Hutch	71 x 15 x 17	\$639.00 ea.
PL44LD	4	Laminate Doors (Sets of 2)	17 x ¾ x 15¾	\$54.00 ea.



OS Laminate COLLECTION
by OfficeSource® Pictured w/Rise Stool Collection

41" H Desk/Table Shell

Tack Boards - Add Warmth And Function To Your Workspace!



↑ **SKU: TYPICAL OS130**
TOTAL LIST: \$3,420.00
Excludes Seating & Accessories.
Single Desk Dimensions:
72"W x 30"D x 41"H

TYPICAL OS130

MODEL #	QTY	DESCRIPTION	W x D x H	LIST PRICE
PLT4172	4	Standing Desk/Table Shell	72 x 30 x 41	\$855.00 ea.

← **SKU: TYPICAL OS86**
TOTAL LIST: \$2,669.00
Excludes Accessories.
Overall Dimensions:
71"W x 83"D x 65½"H

TYPICAL OS86

MODEL #	QTY	DESCRIPTION	W x D x H	LIST PRICE
PL101	1	Desk Shell	71 x 36 x 29½	\$505.00
PL145	1	Reversible Return	47 x 24 x 29½	\$339.00
PL166	1	Deluxe Full Pedestal - B/B/F	15½ x 22 x 28½	\$470.00
PL175	1	Deluxe Full Pedestal - F/F	15½ x 22 x 28½	\$483.00
PL144OH	1	Open Hutch	71 x 15 x 36	\$576.00
PL44LD	1	Laminate Doors (Sets of 2)	17 x ¾ x 15¾	\$54.00
PL118	1	Tack Board (Visconti Fabric)	68¾ x ½ x 16½	\$242.00




← **SKU: TYPICAL OS74**
TOTAL LIST: \$7,230.00
Excludes Seating & Accessories.
Overall Dimensions:
107"W x 65½"H

TYPICAL OS74

MODEL #	QTY	DESCRIPTION	W x D x H	LIST PRICE
PL189	1	Bow Front Desk Shell	71 x 36/41 x 29½	\$639.00
PL166	2	Deluxe Full Pedestal - B/B/F	15½ x 22 x 28½	\$470.00 ea.
PL150	2	Personal Storage Cabinet	23¾ x 17¾ x 65½	\$900.00 ea.
PL150151SGD	2	Glass Storage Cabinet Doors	18 x ½ x 65½	\$320.00 ea.
PL113	2	Storage Cabinet - 29½"H	35½ x 22 x 29½	\$495.00 ea.
PL113SGD	2	Glass Storage Cabinet Doors	17¾ x ½ x 29½	\$310.00 ea.
PL110	1	Top (To Create Credenza)	71 x 22 x 1	\$232.00
PL2044OH	1	Wall Mount - Open Hutch	71 x 15 x 17	\$639.00
PL44SGD	2	Silver Frame Glass Doors	17 x ¾ x 15¾	\$265.00 ea.
PL118	1	Tack Board (Gray Fabric)	68¾ x ½ x 16½	\$200.00

OS LAMINATE - FINISHES IN STOCK:



Drawer Pulls - Cherry, Mahogany, Honey, & Maple, Come Standard With Black Pulls, While Espresso, Modern Walnut, Coastal Gray & White Come Standard With Silver. Optional Silver & Square Handles Are Available For A Small Up Charge.

U-Shape Configurations Offer Ample Workspace And Can Accommodate Small Meetings Right At Your Desk

OS Laminate COLLECTION
by OfficeSource® Pictured w/Tre Collection

MAHOGANY



↑ **SKU: TYPICAL OS88**
TOTAL LIST: \$3,083.00
Excludes Seating & Accessories.
Overall Dimensions:
112"W x 71"D x 65½"H

TYPICAL OS88				
MODEL #	QTY	DESCRIPTION	W x D x H	LIST PRICE
PL189	1	Bow Front Desk Shell	71 x 36/41 x 29½	\$639.00
PL193	1	Bridge	35 x 24 x 29½	\$232.00
PL182R	1	Credenza w/Corner Ext (Rt)	71 x 24/36 x 29½	\$582.00
PL166	1	Deluxe Full Pedestal - B/B/F	15½ x 22 x 28½	\$470.00
PL144OH	1	Open Hutch	71 x 15 x 36	\$576.00
PL44SGD	1	Silver Frame Glass Doors	17 x ¾ x 15¾	\$265.00
GBM1769WH	1	Magnetic Glass White Board	68½ x ½ x 16½	\$319.00



Grommets - Help Manage Workstation Cords.


← **SKU: TYPICAL OS89**
TOTAL LIST: \$2,880.00
Excludes Accessories.
Overall Dimensions:
71"W x 83"D x 65½"H

TYPICAL OS89				
MODEL #	QTY	DESCRIPTION	W x D x H	LIST PRICE
PL101	1	Desk Shell	71 x 36 x 29½	\$505.00
PL145	1	Reversible Return (Rt)	47 x 24 x 29½	\$339.00
PL166	1	Deluxe Full Pedestal - B/B/F	15½ x 22 x 28½	\$470.00
PL175	1	Deluxe Full Pedestal - F/F	15½ x 22 x 28½	\$483.00
PL144OH	1	Open Hutch	71 x 15 x 36	\$576.00
PL44SGD	1	Silver Frame Glass Doors	17 x ¾ x 15¾	\$265.00
PL118	1	Tack Board (Visconti Fabric)	68½ x ½ x 16½	\$242.00

← **SKU: TYPICAL OS112**
TOTAL LIST: \$2,776.00
Excludes Seating & Accessories.
Overall Dimensions:
71"W x 95"D x 29½"H

TYPICAL OS112				
MODEL #	QTY	DESCRIPTION	W x D x H	LIST PRICE
PL177R	1	Desk w/Corner Extension - Rt	71 x 30/36/42/48 x 29½	\$795.00
PL145	1	Reversible Return (Rt)	47 x 24 x 29½	\$339.00
PL166	1	Deluxe Full Pedestal - B/B/F	15½ x 22 x 28½	\$470.00
PL114	1	Combo Lateral File - B/B/F/Lat.	31 x 22 x 29½	\$955.00
PLPULLRSI	7	Rectangular Pulls	7 x 1 x 1	\$31.00 ea.

OS LAMINATE - FINISHES IN STOCK:



Drawer Pulls - Cherry, Mahogany, Honey & Maple, Come Standard With Black Pulls, While Espresso, Modern Walnut, Coastal Gray & White Come Standard With Silver. Optional Silver & Square Handles Are Available For A Small Up charge.

Easy To Assemble Metal To Metal
Cam-Lock Connection For
Increased Durability



OS Laminate
COLLECTION
by OfficeSource®

Pictured w/Luna
& Triumph Collections

MAHOGANY



Optional Desk
Mount Power

↑ **SKU: TYPICAL OS152**
TOTAL LIST: \$4,171.00
Excludes Seating & Accessories.
Overall Dimensions:
71"W x 108"D x 65½"H

TYPICAL OS152

MODEL #	QTY	DESCRIPTION	W x D x H	LIST PRICE
PL112	1	Two Drawer Lateral File	35½ x 22 x 29½	\$845.00
PL143	1	Credenza Shell	71 x 24 x 29½	\$400.00
PL144OH	1	Open Hutch	71 x 15 x 36	\$576.00
PL44LD	1	Laminate Doors (Sets of 2)	17 x ¾ x 15¾	\$54.00
PL177R	1	Desk w/Corner Extension - Rt	71 x 30/36/42/48 x 29½	\$795.00
PL193	1	Bridge	35 x 24 x 29½	\$232.00
PLTECSPOST	1	Electric Single Post Adj. Base	33 x 23¾ x 25-43¾	\$1,269.00



Bookcases - Space Saver -
At Only 24"W, It Tucks Nicely
Into The Tightest Of Spaces.

← **SKU: TYPICAL OS7**
TOTAL LIST: \$3,828.00
*Excludes Keyboard
System & Accessories.*
Overall Dimensions:
101"W x 95"D x 65½"H

TYPICAL OS7

MODEL #	QTY	DESCRIPTION	W x D x H	LIST PRICE
PL177L	1	Desk w/Corner Extension (Lt)	71 x 30/36/42/48 x 29½	\$795.00
PL193	1	Bridge	35 x 24 x 29½	\$232.00
PL143	1	Credenza Shell	71 x 24 x 29½	\$400.00
PL166	1	Deluxe Full Pedestal - B/B/F	15½ x 22 x 28½	\$470.00
PL144OH	1	Open Hutch	71 x 15 x 36	\$576.00
PL44GLDRL	2	Laminate Frame Glass Doors	18 x ½ x 15¾	\$160.00 ea.
PL118	1	Tack Board (Gray Fabric)	68% x ½ x 16½	\$200.00
PL161	1	Corner Bookcase	15 x 15 x 36	\$350.00
PL160	1	Corner Bookcase	24 x 24 x 29½	\$485.00



← **SKU: TYPICAL OS8**
TOTAL LIST: \$2,990.00
*Excludes Keyboard
System & Accessories.*
Overall Dimensions:
107"W x 71"D x 65½"H

TYPICAL OS8

MODEL #	QTY	DESCRIPTION	W x D x H	LIST PRICE
PLT147T/PLTEP36/PL142	1	Bullet Top Unit (Top & End)*	72 x 36 x 29½	\$672.00
MS720BLK	1	Black Post Leg	3"Dia x 28½	\$150.00
PL193	1	Bridge	35 x 24 x 29½	\$232.00
PL182L	1	Credenza w/Corner Ext.	71 x 24/36 x 29½	\$582.00
PL144OH	1	Open Hutch	71 x 15 x 36	\$576.00
PL44LD	2	Laminate Doors (Sets of 2)	17 x ¾ x 15¾	\$54.00 ea.
PL166	1	Deluxe Full Pedestal - B/B/F	15½ x 22 x 28½	\$470.00
PL118	1	Tack Board (Gray Fabric)	68% x ½ x 16½	\$200.00

*Bullet Top Unit - All 3 SKUs Must Be Ordered Together (PLT147T, PLTEP36 & PL142).

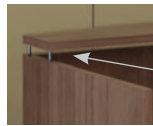
TYPICAL CONFIGURATIONS



Cell Phone Charging Grommet
(Optional)

OS Laminate COLLECTION
by OfficeSource® Pictured w/Cade Collection

**MODERN
WALNUT**



Risers - Elevate
Transaction Top

↑ **SKU: TYPICAL OS77**
TOTAL LIST: \$1,603.00
Excludes Seating
& Accessories.
Overall Dimensions:
71"W x 35½"D x 42½"H



TECHNOLOGY



*Height Does Not Include
Wall Mounted Hutches.

← **SKU: TYPICAL OS30**
TOTAL LIST: \$3,187.00
Excludes Seating
& Accessories.
Overall Dimensions:
107"W x 71"D x 29½"H*

TYPICAL OS170

MODEL #	QTY	DESCRIPTION	W x D x H	LIST PRICE
PL178L	1	Desk w/Corner Extension - Lt	71 x 23¼/42 x 29½	\$795.00
PL178R	1	Desk w/Corner Extension - Rt	71 x 23¼/42 x 29½	\$795.00
PL143	2	Credenza Shell	71 x 24 x 29½	\$400.00 ea.
PL142	4	Half Legs	12¾ x 1 x 28	\$72.00 ea.
PL166	2	Deluxe Full Pedestal - B/B/F	15½ x 22 x 28½	\$470.00 ea.
PLT147T	1	Bullet Top	72 x 36 x 1	\$390.00
MS720SI	1	Silver Post Leg	3"Dia x 28½	\$170.00
PLT72MS	2	Stiffener Support	60¼ x 2¼ x 1	\$52.00 ea.
PLTFB	3	Flat Brackets		\$21.00 ea.

TYPICAL OS77

MODEL #	QTY	DESCRIPTION	W x D x H	LIST PRICE
PL169NTT	1	Reception Desk Shell	71 x 30 x 40½	\$619.00
PBTR71	1	Transaction Top	71 x 12 x 1	\$222.00
PL169RISERBRU	1	Metal Counter Riser	¾ Dia x 1	\$84.00
PL107	2	Hanging ¾ Pedestal - B/F	15½ x 22 x 19	\$339.00 ea.

TYPICAL OS30

MODEL #	QTY	DESCRIPTION	W x D x H	LIST PRICE
PL177R	1	Desk w/Corner Extension - Rt	71 x 30/36/42/48 x 29½	\$795.00
PL193	1	Bridge	35 x 24 x 29½	\$232.00
PL143	1	Credenza Shell	71 x 24 x 29½	\$400.00
PL166	1	Deluxe Full Pedestal - B/B/F	15½ x 22 x 28½	\$470.00
PL208OH	2	Wall Mount - Open Hutch	36½ x 15 x 17	\$380.00 ea.
PL44SGD	2	Silver Frame Glass Doors	17 x ¾ x 15¾	\$265.00 ea.

Glass Transaction Top
(Risers Included)



OS Laminate COLLECTION
by OfficeSource® Pictured w/Torrance Collection

MODERN
WALNUT



↑ **SKU: TYPICAL OS153**
TOTAL LIST: \$1,999.00
Excludes Seating & Accessories.
Overall Dimensions:
71"W x 78"D x 65½"H

TYPICAL OS153

MODEL #	QTY	DESCRIPTION	W x D x H	LIST PRICE
PL169NTT	1	Reception Desk Shell	71 x 30 x 40½	\$619.00
PL180	1	Reception Return Shell	42 x 24 x 40½	\$385.00
PL166	1	Deluxe Full Pedestal - B/B/F	15½ x 22 x 28½	\$470.00
PL169TTGLASSWH	1	Glass Transaction Top + Risers	71 x 17¾ x 1¾	\$525.00



← **SKU: TYPICAL OS154**
TOTAL LIST: \$4,214.00
Excludes Accessories.
Overall Dimensions:
94¼"W x 24"D x 65½"H

TYPICAL OS154

MODEL #	QTY	DESCRIPTION	W x D x H	LIST PRICE
PL143	1	Credenza Shell	71 x 24 x 29½	\$400.00
PL114	1	Combo Lateral File - B/B/F/Lat.	31 x 22 x 29½	\$955.00
PL207	1	Wardrobe Storage Unit	24¼ x 23¾ x 65½	\$1,699.00
PL144OH	1	Open Hutch	71 x 15 x 36	\$576.00
PL44SGD	1	Silver Frame Glass Doors	17 x ¾ x 15¾	\$265.00
GBM1769WH	1	Magnetic Glass White Board	68½ x ½ x 16½	\$319.00




*Height Does Not Include
Wall Mounted Hutch.

← **SKU: TYPICAL OS31**
TOTAL LIST: \$1,718.00
Excludes Seating & Accessories.
Overall Dimensions:
66"W x 66"D x 29½"H*

TYPICAL OS31

MODEL #	QTY	DESCRIPTION	W x D x H	LIST PRICE
PL181R	1	Credenza w/Corner Ext. - Rt	66 x 24/36 x 29½	\$572.00
PL179	1	Reversible Return	30 x 24 x 29½	\$242.00
PL166	1	Deluxe Full Pedestal - B/B/F	15½ x 22 x 28½	\$470.00
PL208OH	1	Wall Mount - Open Hutch	36½ x 15 x 17	\$380.00
PL44LD	1	Laminate Door (Sets of 2)	17 x ¾ x 15¾	\$54.00

OS LAMINATE - FINISHES IN STOCK:



Drawer Pulls - Cherry, Mahogany, Honey, & Maple, Come Standard With Black Pulls, While Espresso, Modern Walnut, Coastal Gray & White Come Standard With Silver. Optional Silver & Square Handles Are Available For A Small Up charge.



Pictured w/CoolMesh Pro Collection

OS Laminate COLLECTION by OfficeSource®

Metal To Metal
Cam-Lock Connection For
Increased Durability

MAPLE



Optional Pull
Out Power
Grommet

↑ **SKU: TYPICAL OS127**
TOTAL LIST: \$3,083.00
Excludes Seating
& Accessories.
Overall Dimensions:
71"W x 83"D x 65½"H

← **SKU: TYPICAL OS56**
TOTAL LIST: \$3,333.00
Excludes Seating,
Keyboard System
& Accessories.
Overall Dimensions:
107"W x 71"D x 65½"H



← **SKU: TYPICAL OS124**
TOTAL LIST: \$4,932.00
Excludes Seating
& Accessories.
Overall Dimensions:
66"W x 62¼"D x 66½"H



TYPICAL OS127

MODEL #	QTY	DESCRIPTION	W x D x H	LIST PRICE
PL101	1	Desk Shell	71 x 36 x 29½	\$505.00
PL145	1	Reversible Return	47 x 24 x 29½	\$339.00
PL166	1	Deluxe Full Pedestal - B/B/F	15½ x 22 x 28½	\$470.00
PL175	1	Deluxe Full Pedestal - F/F	15½ x 22 x 28½	\$483.00
PL144OH	1	Open Hutch	71 x 15 x 36	\$576.00
PL44SLIDESGD	2	Sliding Glass Doors (Sets of 2)	18 x ½ x 15¾	\$181.00 ea.
PL44RAILSI	1	Rails For Glass Doors	69 x 1 x 1	\$106.00
PL118	1	Tack Board (Visconti Fabric)	68¾ x ½ x 16½	\$242.00

TYPICAL OS56

MODEL #	QTY	DESCRIPTION	W x D x H	LIST PRICE
PL101	1	Desk Shell	71 x 36 x 29½	\$505.00
PL170	1	Bridge	47 x 24 x 29½	\$277.00
PL143	1	Credenza Shell	71 x 24 x 29½	\$400.00
PL112	1	Two Drawer Lateral File	35½ x 22 x 29½	\$845.00
PL144OH	1	Open Hutch	71 x 15 x 36	\$576.00
PL44SGD	2	Silver Frame Glass Doors	17 x ¾ x 15¾	\$265.00 ea.
PL118	1	Tack Board (Gray Fabric)	68¾ x ½ x 16½	\$200.00

TYPICAL OS124

MODEL #	QTY	DESCRIPTION	W x D x H	LIST PRICE
PL102	2	Desk Shell	66 x 30 x 29½	\$399.00 ea.
PL166	2	Deluxe Full Pedestal - B/B/F	15½ x 22 x 28½	\$470.00 ea.
PL175	2	Deluxe Full Pedestal - F/F	15½ x 22 x 28½	\$483.00 ea.
PL140OH	2	Open Hutch	66 x 15 x 36	\$562.00 ea.
PL40LD	4	Laminate Doors (Sets of 2)	16 x ½ x 15¾	\$54.00 ea.
SP6672	1	Upholstered Panel	72 x 2½ x 66	\$710.00
SPCAP66	2	End Cap - 66"		\$37.00 ea.
SPBASE1	2	Support Foot		\$52.00 ea.



Pictured w/Luna & Triumph Collections

MAPLE

OS Laminate COLLECTION by OfficeSource®



↑ **SKU: TYPICAL OS155**
TOTAL LIST: \$3,256.00
Excludes Seating & Accessories.
Overall Dimensions:
72"W x 107"D x 65½"H

TYPICAL OS155				
MODEL #	QTY	DESCRIPTION	W x D x H	LIST PRICE
PLT106T/PLTEP30/PL142	1	Bullet Top Unit (Top & End)*	72 x 36 x 29½	\$672.00
MS720SI	1	Silver Post Leg	3"Dia x 28½	\$170.00
PL193	1	Bridge	35 x 24 x 29½	\$232.00
PL182R	1	Credenza w/Corner Ext (Rt)	71 x 24/36 x 29½	\$582.00
PL144OH	1	Open Hutch	71 x 15 x 36	\$576.00
PL44SGD	1	Silver Frame Glass Doors (Sets of 2)	17 x ¾ x 15¾	\$265.00
PL166	1	Deluxe Full Pedestal - B/B/F	15½ x 22 x 28½	\$470.00
GBM1769WH	1	Magnetic Glass White Board	68½ x ½ x 16½	\$319.00

*Bullet Top Unit - All 3 SKUs Must Be Ordered Together (PLT106T, PLTEP30 & PL142).

← **SKU: TYPICAL OS28**
TOTAL LIST: \$3,839.00
Excludes Accessories.
Overall Dimensions:
95"W x 101"D x 65½"H


TYPICAL OS28				
MODEL #	QTY	DESCRIPTION	W x D x H	LIST PRICE
PL133RA	1	Bullet w/Corner Extension	71 x 30/42 x 29½	\$745.00
MS725EBLK	1	Black Post Leg	3"Dia x 28½	\$150.00
PL193	1	Bridge	35 x 24 x 29½	\$232.00
PL143	1	Credenza Shell	71 x 24 x 29½	\$400.00
PL114	1	Combo Lateral File - B/B/F/Lat.	31 x 22 x 29½	\$955.00
PL144OH	1	Open Hutch	71 x 15 x 36	\$576.00
PL44LD	1	Laminate Doors (Sets of 2)	17 x ¾ x 15¾	\$54.00
PL118	1	Tack Board (Visconti Fabric)	68% ^o x ½ x 16½	\$242.00
PL160	1	Corner Bookcase	24 x 24 x 29½	\$485.00



← **SKU: TYPICAL OS57**
TOTAL LIST: \$2,795.00
Excludes Seating, Keyboard System & Accessories.
Overall Dimensions:
112"W x 71"D x 65½"H

TYPICAL OS57				
MODEL #	QTY	DESCRIPTION	W x D x H	LIST PRICE
PL189	1	Bow Front Desk Shell	71 x 36/41 x 29½	\$639.00
PL193	1	Bridge	35 x 24 x 29½	\$232.00
PL182L	1	Credenza w/Corner Ext. - Lt	71 x 24/36 x 29½	\$582.00
PL166	1	Deluxe Full Pedestal - B/B/F	15½ x 22 x 28½	\$470.00
PL144OH	1	Open Hutch	71 x 15 x 36	\$576.00
PL44LD	1	Laminate Doors (Sets of 2)	17 x ¾ x 15¾	\$54.00
PL118	1	Tack Board (Visconti Fabric)	68% ^o x ¾ x 16½	\$242.00

OS LAMINATE - FINISHES IN STOCK:



Drawer Pulls - Cherry, Mahogany, Honey, & Maple, Come Standard With Black Pulls, While Espresso, Modern Walnut, Coastal Gray & White Come Standard With Silver. Optional Silver & Square Handles Are Available For A Small Up Charge.

Premium Grade
Laminate
Work Surfaces



OS Laminate COLLECTION
by OfficeSource®

WHITE



↑ **SKU: TYPICAL OS4**
TOTAL LIST: \$3,903.00
Excludes Accessories.
Overall Dimensions:
107"W x 89"D x 65½"H

TYPICAL OS4

MODEL #	QTY	DESCRIPTION	W x D x H	LIST PRICE
PL177L	1	Desk w/Corner Extension - Lt	71 x 30/36/42/48 x 29½	\$795.00
PL193	1	Bridge	35 x 24 x 29½	\$232.00
PL143	1	Credenza Shell	71 x 24 x 29½	\$400.00
PL166	1	Deluxe Full Pedestal - B/B/F	15½ x 22 x 28½	\$470.00
PL144OH	1	Open Hutch	71 x 15 x 36	\$576.00
PL44SGD	2	Silver Frame Glass Doors (Sets of 2)	17 x ¾ x 15¾	\$265.00 ea.
PL150	1	Personal Unit	23¾ x 17¾ x 65½	\$900.00

← **SKU: TYPICAL OS147**
TOTAL LIST: \$2,701.00
Excludes Accessories.
Overall Dimensions:
101"W x 71"D x 65½"H

TYPICAL OS147

MODEL #	QTY	DESCRIPTION	W x D x H	LIST PRICE
PL133LA	1	Bullet w/Corner Extension - Lt	71 x 30/42 x 29½	\$745.00
MS725ESI	1	Silver Post Leg	3"Dia x 28½	\$170.00
PL193	1	Bridge	35 x 24 x 29½	\$232.00
PL143	1	Credenza Shell	71 x 24 x 29½	\$400.00
PL144OH	1	Open Hutch	71 x 15 x 36	\$576.00
PL44LD	2	Laminate Doors (Sets of 2)	17 x ¾ x 15¾	\$54.00 ea.
PL166	1	Deluxe Full Pedestal - B/B/F	15½ x 22 x 28½	\$470.00




← **SKU: TYPICAL OS96**
TOTAL LIST: \$2,045.00
Excludes Accessories.
Overall Dimensions:
66"W x 66"D x 65½"H

TYPICAL OS96

MODEL #	QTY	DESCRIPTION	W x D x H	LIST PRICE
PL181L	1	Credenza w/Corner Extension - Lt	66 x 24/36 x 29½	\$572.00
PL179	1	Reversible Return	30 x 24 x 29½	\$242.00
PL107	1	Hanging ¾ Pedestal - B/F	15½ x 22 x 19	\$339.00
PL140OH	1	Open Hutch	66 x 15 x 36	\$562.00
PL40LD	2	Laminate Doors (Sets of 2)	16 x ½ x 15¾	\$54.00 ea.
PL117	1	Tack Board (Visconti Fabric)	64 x ½ x 16½	\$222.00

OS LAMINATE - FINISHES IN STOCK:



Drawer Pulls - Cherry, Mahogany, Honey & Maple, Come Standard With Black Pulls, While Espresso, Modern Walnut, Coastal Gray & White Come Standard With Silver. Optional Silver & Square Handles Are Available For A Small Up Charge.



OS Laminate COLLECTION
by OfficeSource® Pictured w/Cade Collection

HONEY

TECHNOLOGY



Optional Cell Phone Charging Grommet

↑ **SKU: TYPICAL OS141**
TOTAL LIST: \$8,807.00
Excludes Seating, iPhone Charger & Accessories.
Overall Dimensions:
142"W x 107"D x 65½"H

TYPICAL OS141				
MODEL #	QTY	DESCRIPTION	W x D x H	LIST PRICE
PL189	1	Bow Front Desk Shell	71 x 36/41 x 29½	\$639.00
PLTECSPOST	1	Electric Single Post Adjustable Base	33 x 23¾ x 25-43¾	\$1,269.00
PL197	1	Bridge	42 x 24 x 29½	\$242.00
PL143	1	Credenza Shell	71 x 24 x 29½	\$400.00
PL166	1	Deluxe Full Pedestal - B/B/F	15½ x 22 x 28½	\$470.00
PL144OH	1	Open Hutch	71 x 15 x 36	\$576.00
PL44SLIDESGD	2	Sliding Glass Doors (Sets of 2)	18 x ½ x 15¾	\$181.00 ea.
PL44RAILSI	1	Rails For Glass Doors	69 x 1 x 1	\$106.00
PL118	1	Tack Board (Visconti Fabric)	68¾ x ½ x 16½	\$242.00
PL112	2	Two Drawer Lateral File	35½ x 22 x 29½	\$845.00 ea.
PL152	2	Storage Cabinet	35½ x 22 x 37¼	\$710.00 ea.
PL152SGD	2	Silver Frame Glass Cabinet Doors	16½ x ½ x 37¼	\$525.00 ea.
PLPULLRSI	11	Rectangular Pulls	7 x 1 x 1	\$31.00 ea.



← **SKU: TYPICAL OS10**
TOTAL LIST: \$3,095.00
Excludes Seating & Accessories.

TYPICAL OS10				
MODEL #	QTY	DESCRIPTION	W x D x H	LIST PRICE
PL189	1	Bow Front Desk Shell	71 x 36/41 x 29½	\$639.00
PL112	1	Two Drawer Lateral File	35½ x 22 x 29½	\$845.00
PL113	1	Storage Cabinet	35½ x 22 x 29½	\$495.00
PL110	1	Top to Create Credenza	71 x 22 x 1	\$232.00
PL144OH	1	Open Hutch	71 x 15 x 36	\$576.00
PL44LD	2	Laminate Doors (Sets of 2)	17 x ¾ x 15¾	\$54.00 ea.
PL118	1	Tack Board (Gray Fabric)	68¾ x ½ x 16½	\$200.00



↓ **SKU: TYPICAL OS6**
TOTAL LIST: \$1,881.00
Excludes Keyboard System & Accessories.
Overall Dimensions:
89¼"W x 89¼"D x 29½"H

TYPICAL OS6				
MODEL #	QTY	DESCRIPTION	W x D x H	LIST PRICE
PL134	1	Corner Desk Shell	42 x 24 x 29½	\$525.00
PL145	2	Reversible Return	47 x 24 x 29½	\$339.00 ea.
PL107	2	Hanging ¾ Pedestal - B/F	15½ x 22 x 19	\$339.00 ea.

TYPICAL CONFIGURATIONS



OS Laminate COLLECTION
by OfficeSource®

Pictured In Coastal Gray & White w/Bradley & Tre Collections

COMBINATION



Optional Desk Mount Power

↑ **SKU: TYPICAL OS21**
TOTAL LIST: \$5,026.00
Excludes Seating & Accessories.
Overall Dimensions:
106½"W x 112"D x 65½"H

8 FINISH CHOICES

TYPICAL OS21				
MODEL #	QTY	DESCRIPTION	W x D x H	LIST PRICE
PL189	1	Bow Front Desk Shell	71 x 36/41 x 29½	\$639.00
PL170	1	Bridge	47 x 24 x 29½	\$277.00
PL143	1	Credenza Shell	71 x 24 x 29½	\$400.00
PL166	1	Deluxe Full Pedestal - B/B/F	15½ x 22 x 28½	\$470.00
PL144OH	1	Open Hutch	71 x 15 x 36	\$576.00
PL44SGD	1	Silver Frame Glass Doors (Sets of 2)	17 x ¾ x 15¾	\$265.00
PL112	1	Two Drawer Lateral File	35½ x 22 x 29½	\$845.00
PL152	1	Storage Cabinet	35½ x 22 x 37¼	\$710.00
PL152SGD	1	Silver Frame Glass Cabinet Doors	16½ x ½ x 37¼	\$525.00
GBM1769WH	1	Magnetic Glass White Board	68½ x ½ x 16½	\$319.00



Pictured In Espresso & White

← **SKU: TYPICAL OS9**
TOTAL LIST: \$3,578.00
Excludes Seating, Keyboard System, & Accessories.
Overall Dimensions:
107"W x 71"D x 65½"H

TYPICAL OS9				
MODEL #	QTY	DESCRIPTION	W x D x H	LIST PRICE
PL177L	1	Desk w/Corner Extension - Lt	71 x 30/36/42/48 x 29½	\$795.00
PL193	1	Bridge	35 x 24 x 29½	\$232.00
PL143	1	Credenza Shell	71 x 24 x 29½	\$400.00
PL112	1	Two Drawer Lateral File	35½ x 22 x 29½	\$845.00
PL144OH	1	Open Hutch	71 x 15 x 36	\$576.00
PL44SGD	2	Silver Frame Glass Doors (Sets of 2)	17 x ¾ x 15¾	\$265.00 ea.
PL118	1	Tack Board (Gray Fabric)	68¾ x ½ x 16½	\$200.00



Pictured In Modern Walnut & White

← **SKU: TYPICAL OS36**
TOTAL LIST: \$2,616.00
Excludes Seating, Keyboard System & Accessories.
Overall Dimensions:
72"W x 72"D x 42"H*
*Includes Transaction Top.

TYPICAL OS36				
MODEL #	QTY	DESCRIPTION	W x D x H	LIST PRICE
PL181R	1	Credenza w/Corner Ext. - Rt	66 x 24/36 x 29½	\$572.00
PL179	1	Reversible Return	30 x 24 x 29½	\$242.00
PL166	1	Deluxe Full Pedestal - B/B/F	15½ x 22 x 28½	\$470.00
PBTC66L	1	Corner Transaction Top - Left	66 x 12 x 1	\$222.00
PBTC66R	1	Corner Transaction Top - Right	66 x 12 x 1	\$222.00
PBP12	3	Posts	1¾ x 1¾ x 12	\$116.00 ea.
PB21266ACR	2	Acrylic Panel	66 x ¾ x 12	\$270.00 ea.

Interchangeable With Other Collections
(Pictured With Variant)



OS Laminate COLLECTION
by OfficeSource® Pictured In Espresso & White

COMBINATION



Pictured In White & Modern Walnut

↑ **SKU: TYPICAL OS110**
TOTAL LIST: \$3,497.00
Excludes Accessories.
Overall Dimensions:
72"W x 108"D x 65½"H


← **SKU: TYPICAL OS97**
TOTAL LIST: \$1,988.00
Excludes Seating
& Accessories.
Overall Dimensions:
71"W x 78"D x 42½"H



Pictured In Modern Walnut & White

← **SKU: TYPICAL OS98**
TOTAL LIST: \$1,603.00
Excludes Seating
& Accessories.
Overall Dimensions:
71"W x 36"D x 42½"H

OS LAMINATE - FINISHES IN STOCK:



TYPICAL OS110

MODEL #	QTY	DESCRIPTION	W x D x H	LIST PRICE
PL105	1	Desk Shell	71 x 30 x 29½	\$495.00
PL166	1	Deluxe Full Pedestal - B/B/F	15½ x 22 x 28½	\$470.00
PL144OH	1	Open Hutch	71 x 15 x 36	\$576.00
PL44LD	1	Laminate Hutch Doors	17 x ¾ x 15¾	\$54.00
PL44CHD	1	Center Hutch Divider	12 x 34 x 13	\$105.00
GBM1769WH	1	Magnetic Glass White Board	68½ x ½ x 16½	\$319.00
PLT2448	1	Return Top	48 x 24 x 1	\$243.00
PLT3072	1	Rectangular Top	72 x 30 x 1	\$350.00
PLTULEG30	2	Unite Leg	29½ x 1½ x 28½	\$242.00 ea.
PLTADJMDB4872	1	Adjustable Beam		\$129.00
PLTFB	4	Flat Brackets		\$21.00 ea.
PLTCBBSINGLE	2	Connector Beam Bracket		\$42.00 ea.
PLT72MS	2	Stiffener Support	60¼ x 2¼ x 1	\$52.00 ea.

TYPICAL OS97

MODEL #	QTY	DESCRIPTION	W x D x H	LIST PRICE
PL169NTT	1	Reception Desk Shell	71 x 30 x 40½	\$619.00
PBTR71	1	Transaction Top	71 x 12 x 1	\$222.00
PL169RISERBRU	1	Metal Counter Riser	¾ Dia x 1	\$84.00
PL180	1	Reception Return Shell	42 x 24 x 40½	\$385.00
PL107	2	Hanging ¾ Pedestal - B/F	15½ x 22 x 19	\$339.00 ea.

TYPICAL OS98


MODEL #	QTY	DESCRIPTION	W x D x H	LIST PRICE
PL169NTT	1	Reception Desk Shell	71 x 30 x 40½	\$619.00
PBTR71	1	Transaction Top	71 x 12 x 1	\$222.00
PL169RISERBRU	1	Metal Counter Riser	¾ Dia x 1	\$84.00
PL107	2	Hanging ¾ Pedestal - B/F	15½ x 22 x 19	\$339.00 ea.

Drawer Pulls - Cherry, Mahogany, Honey, & Maple, Come Standard With Black Pulls, While Espresso, Modern Walnut, Coastal Gray & White Come Standard With Silver. Optional Silver & Square Handles Are Available For A Small Up Charge.



ENCORE

Pictured w/CoolMesh Pro Collection



TECHNOLOGY

Optional Cord Management

↑ **SKU: TYPICAL OS13**
TOTAL LIST: \$6,926.00
Excludes Seating & Accessories.
Overall Dimensions:
142"W x 90"D x 65½"H



*Silver Pulls Standard On Espresso Finish.

↑ **SKU: TYPICAL OS14**
TOTAL LIST: \$4,292.00
Excludes Seating & Accessories.
Overall Dimensions:
180"W x 71"D x 42"H



*Black Pulls Standard On Honey Finish.

← **SKU: TYPICAL OS15**
TOTAL LIST: \$2,009.00
Excludes Accessories.
Overall Dimensions:
71"W x 83"D x 29½"H

TYPICAL OS13

MODEL #	QTY	DESCRIPTION	W x D x H	LIST PRICE
PLTVEC66R	1	Vector Table Top	66 x 42 x 1	\$525.00
PLTLEGPSI	2	Post Leg	2½ Dia x 28½	\$103.00 ea.
PLTAP15485S	1	Acrylic Modesty Panel	48 x ¼ x 15	\$222.00
PLTSDTM	1	Screen Brackets (Set of 2)		\$59.00
PL143	1	Credenza Shell	71 x 24 x 29½	\$400.00
PL166	1	Deluxe Full Pedestal - B/B/F	15½ x 22 x 28½	\$470.00
PL144OH	1	Open Hutch	71 x 15 x 36	\$576.00
PL44LD	2	Laminate Hutch Doors	17 x ¾ x 15¾	\$54.00 ea.
PL118	1	Tack Board (Gray Fabric)	68¾ x ½ x 16½	\$200.00
PL112	2	Two Drawer Lateral File	35½ x 22 x 29½	\$845.00 ea.
PL152	2	Storage Cabinet	35½ x 22 x 37¼	\$710.00 ea.
PL152SGD	2	Silver Frame Glass Cabinet Doors	16½ x ½ x 37¼	\$525.00 ea.

TYPICAL OS14

MODEL #	QTY	DESCRIPTION	W x D x H	LIST PRICE
PLTVEC66R	2	Vector Table Top	66 x 42 x 1	\$525.00 ea.
PLTLEGPSI	4	Post Leg	2½ Dia x 28½	\$103.00 ea.
PLTAP15485S	2	Acrylic Modesty Panel	48 x ¼ x 15	\$222.00 ea.
PLTSDTM	2	Screen Brackets (Set of 2)		\$59.00 ea.
PL143	2	Credenza Shell	71 x 24 x 29½	\$400.00 ea.
PL166	2	Deluxe Full Pedestal - B/B/F	15½ x 22 x 28½	\$470.00 ea.
PB21271ACR	1	Acrylic Panel	71 x ¾ x 12	\$296.00
PBP12	2	Posts	1¾ x 1¾ x 12	\$116.00 ea.

TYPICAL OS15

MODEL #	QTY	DESCRIPTION	W x D x H	LIST PRICE
PLTARC71R	1	Arc Table w/Modesty Panel - Rt	71 x 48 x 29½	\$999.00
PL192	1	Reversible Return	35 x 24 x 29½	\$253.00
PL166	1	Deluxe Full Pedestal - B/B/F	15½ x 22 x 28½	\$470.00
PLTLEGPSI	2	Post Leg	2½ Dia x 28½	\$103.00 ea.
PLPULLHLNI	3	Silver Drawer Pulls		\$27.00 ea.



← **SKU: TYPICAL OS17**
TOTAL LIST: \$3,191.00
Excludes Seating & Accessories.
Overall Dimensions:
107"W x 71"D x 65½"H

TYPICAL OS17				
MODEL #	QTY	DESCRIPTION	W x D x H	LIST PRICE
PLTARC71L	1	Arc Table w/Modesty Panel - Lt	71 x 48 x 29½	\$999.00
PLTLEGPBLK	2	Post Leg	2½ Dia x 28½	\$103.00 ea.
PL193	1	Bridge	35 x 24 x 29½	\$232.00
PL143	1	Credenza Shell	71 x 24 x 29½	\$400.00
PL166	1	Deluxe Full Pedestal - B/B/F	15½ x 22 x 28½	\$470.00
PL144OH	1	Open Hutch	71 x 15 x 36	\$576.00
PL44LD	2	Laminate Hutch Doors	17 x ¾ x 15¾	\$54.00 ea.
PL118	1	Tack Board (Gray Fabric)	68% x ½ x 16½	\$200.00



← **SKU: TYPICAL OS70**
TOTAL LIST: \$3,994.00
Excludes Accessories.

TYPICAL OS70				
MODEL #	QTY	DESCRIPTION	W x D x H	LIST PRICE
PLTCRS71	1	Crescent Table Top	71 x 36 x 1	\$455.00
PLTLEGPSI	4	Post Leg	2½ Dia x 28½	\$103.00 ea.
PLTAP1548S	1	Acrylic Modesty Panel	48 x ¼ x 15	\$222.00
PLTSDTM	1	Screen Brackets (Set of 2)		\$59.00
PLT72MS	1	Stiffener Support		\$52.00
PL143	1	Credenza Shell	71 x 24 x 29½	\$400.00
PL166	1	Deluxe Full Pedestal - B/B/F	15½ x 22 x 28½	\$470.00
PL175	1	Deluxe Full Pedestal - F/F	15½ x 22 x 28½	\$483.00
PLPULLHLNI	5	Silver Drawer Pulls		\$27.00 ea.
PL144OH	1	Open Hutch	71 x 15 x 36	\$576.00
PL44SGD	2	Silver Frame Glass Doors	17 x ¾ x 15¾	\$265.00 ea.
PL118	1	Tack Board (Gray Fabric)	68% x ½ x 16½	\$200.00

*Black Pulls Standard On Maple Finish.



*Black Pulls Standard On Maple Finish.




TYPICAL OS52				
MODEL #	QTY	DESCRIPTION	W x D x H	LIST PRICE
PLTCRS71	1	Crescent Table Top	71 x 36 x 1	\$455.00
PLTLEGPSI	4	Post Leg	2½ Dia x 28½	\$103.00 ea.
PLT72MS	1	Stiffener Support		\$52.00
PL112	1	Two Drawer Lateral File	35½ x 22 x 29½	\$845.00
PL113	1	Storage Cabinet	35½ x 22 x 29½	\$495.00
PL110	1	Top To Create Credenza	71 x 22 x 1	\$232.00
PL144OH	1	Open Hutch	71 x 15 x 36	\$576.00
PL44SGD	2	Silver Frame Glass Doors	17 x ¾ x 15¾	\$265.00 ea.
PL118	1	Tack Board (Gray Fabric)	68% x ½ x 16½	\$200.00
PLPULLHLNI	4	Silver Drawer Pulls		\$27.00 ea.

↑ **SKU: TYPICAL OS52**
TOTAL LIST: \$3,905.00
Excludes Accessories.

↑ **SKU: TYPICAL OS18**
TOTAL LIST: \$3,188.00
Excludes Seating & Accessories.
Overall Dimensions:
90"W x 71"D x 65½"H

TYPICAL OS18				
MODEL #	QTY	DESCRIPTION	W x D x H	LIST PRICE
PLTVEC66R	1	Vector Table Top	66 x 42 x 1	\$525.00
PLTLEGPSI	2	Post Leg	2½ Dia x 28½	\$103.00 ea.
PL143	1	Credenza Shell	71 x 24 x 29½	\$400.00
PL166	1	Deluxe Full Pedestal - B/B/F	15½ x 22 x 28½	\$470.00
PL144OH	1	Open Hutch	71 x 15 x 36	\$576.00
PL44SGD	2	Silver Frame Glass Doors	17 x ¾ x 15¾	\$265.00 ea.
PL118	1	Tack Board (Gray Fabric)	68% x ½ x 16½	\$200.00
PLTAP1548S	1	Acrylic Modesty Panel	48 x ¼ x 15	\$222.00
PLTSDTM	1	Screen Brackets (Set of 2)		\$59.00

OS LAMINATE ENCORE - FINISHES IN STOCK:



Drawer Pulls - Cherry, Mahogany, Honey, & Maple, Come Standard With Black Pulls, While Espresso, Modern Walnut, Coastal Gray & White Come Standard With Silver. Optional Silver & Square Handles Are Available For A Small Up Charge.



Base Styles

3 METAL BASE OPTIONS

Work Surfaces

5 SHAPES, 17 SIZES, 8 FINISHES

UNITE LEG BASE



OBLIQUE LEG BASE



Tops, Legs & Supports

Sold separately creating flexible, modular workstation options.

★ **NEW!**


BEVELED LEG BASE

Variant Collection by OfficeSource™ boasts sleek, stylish components that promote diversity, simplicity and functional modularity. All leg options come standard with adjustable glides.


Coordinates well with OS Laminate Collection by OfficeSource™ storage units, mounted hutches, privacy panels, upholstered seat cushions, surface mount power modules and cable management trays.

These features create working environments that are alive and inspirational in many kinds of offices. From classic offices to open concept layouts, the endless possibilities of the Variant Collection will surely enhance creativity and productivity in the workplace.

VARIANT COLLECTION TOP - FINISHES IN STOCK:



BASE - FINISHES IN STOCK:



CHOOSE YOUR CONFIGURATION - (Pictured Below Unite & Oblique Leg Styles)



CONFIGURATION DIAGRAM #1

SINGLE DESK (28-½"H) (Silver or Black)
SINGLE DESK (41"H - Unite Leg Only)
Note: 41"H Leg (Silver Only)



CONFIGURATION DIAGRAM #2

L SHAPE DESK
Available Heights: 28-½"



CONFIGURATION DIAGRAM #3

L SHAPE DESK
Available Heights: 28-½"



CONFIGURATION DIAGRAM #4

U SHAPE DESK
Available Heights: 28-½"



CONFIGURATION DIAGRAM #5

CORNER DESK
Available Height: 28-½"



CONFIGURATION DIAGRAM #6

BACK-TO-BACK DESKS (Oblique Leg)
Available Height: 28-½"
Please Note: Gap Can Be Left In Center For Wire Management.

UNITE LEGS



UNITE ADJUSTABLE HEIGHT LEGS



➔ **UNITE STYLE BASES**

Unite Legs available in two heights: 28½ & 41"H. Also, available with adjustable height base - 24-28½"H.

UNITE LEG BASES

LIST PRICE

- 28-½"H		
PLTULEG24	(For 24"D Tops)	\$232.00
PLTULEG30	(For 30"D Tops)	\$242.00
PLTULEG36	(For 36"D Tops)	\$329.00
PLTULEG48	(For (2) 24"D Tops)	\$350.00
PLTULEG60	(For (2) 30"D Tops)	\$370.00

FINISHES IN STOCK - UNITE 28½"H:

Silver, Matte Black

UNITE LEG BASES

LIST PRICE

- 41"H		
PLTULEG2441	(For 24"D Tops)	\$267.00
PLTULEG3041	(For 30"D Tops)	\$273.00
PLTULEG3641	(For 36"D Tops)	\$360.00
PLTULEG4841	(For (2) 24"D Tops)	\$390.00
PLTULEG6041	(For (2) 30"D Tops)	\$422.00

FINISH IN STOCK - UNITE 41"H:

Silver

OPTIONAL CASTERS
(For Unite Bases)
PLTULEGCASTERS
List Price: \$47.00



➔ **BEVELED STYLE LEG BASES**

BEVELED LEG BASES

LIST PRICE

- 28-⅝"H		
PLTLEGBV24 ★	(For 24"D Tops)	\$319.00
PLTLEGBV30 ★	(For 30"D Tops)	\$359.00
PLTLEGBV36 ★	(For 36"D Tops)	\$449.00
PLTLEGBV48 ★	(For (2) 24"D Tops)	\$539.00
PLTLEGBV60 ★	(For (2) 30"D Tops)	\$589.00

FINISHES IN STOCK - BEVELED:

Silver, Matte Black

UNITE ADJ. HEIGHT LEG BASES LIST PRICE


24 - 28-½"H		
PLTULEG2485H	(For 24"D Tops)	\$257.00
PLTULEG3085H	(For 30"D Tops)	\$309.00

FINISHES IN STOCK - UNITE ADJ. HEIGHT:

Silver, Matte Black

➔ **DESK RISER**

Desk Riser Used When Using Modular Storage For Support.



DESK RISER

LIST PRICE

PLTLP24DR	(For 24"D Tops)	\$127.00
PLTLP30DR	(For 30"D Tops)	\$150.00

FINISHES IN STOCK - RISER: Matte Black, Silver

➔ **OFFSET SQUARE POST LEG**

OFFSET SQUARE LEG PLTSQPOSTLEG

List Price: \$180.00

Offset Post Legs Are Used For 120 Degree Top And Other Freestanding/Training Tables.

28½"H



FINISHES IN STOCK - POST LEG:

Silver, Matte Black

REQUIRED SUPPORTS



ADJUSTABLE BEAM

PLTADJMDB4872 ★

(Extends For Desks 48-72"W)

List Price: \$129.00

PLTADJMDB7896 ★

(Extends For Returns 60-72"W

& 48" Bridge Tops)

List Price: \$159.00

ADJUSTABLE BEAM COVER

(Cover To Conceal Adj. Beam

& Hardware For 41"H Only)

PLTMDDB72C ★ (NOT PICTURED)

List Price: \$109.00



RETURN BRACKET

PLTRBB ★

(For Adjustable Beams)

List Price: \$49.00



CONNECTOR BEAM BRACKET

PLTCBBSINGLE

(For Unite Leg Base) - 1 or 2

Required Depending On Usage.

List Price: \$42.00



CONNECTOR BEAM BRACKET

PLTCBBEV ★

(Required For Beveled Leg Base)


- 1 or 2 Required Depending On

Usage. (Silver Only)

List Price: \$60.00

Please Note: All Bases Require Beams & Brackets.

LEGS, BEAMS & MOUNTS FINISHES IN STOCK:



★ Gold Stars Indicate Product New for 2020.

OBLIQUE LEGS - METAL OR WOOD



NEW! Metal Oblique Legs

NEW! Wood Base Legs

→ **OBLIQUE STYLE LEG BASES** ★ **NEW!**

Oblique Legs Sold Separately From Leg Mount. Please Be Sure To Order Both Legs And Mounts At Time Of Purchase. Legs Come In Sets Of Two.

OBLIQUE LEGS - 28-½"H	LIST PRICE
PLTVAMETLEG ★ (Metal Legs)	\$99.00
PLTVAWLEG ★ (Wood Legs)	\$109.00

Note: Wood Oblique Legs require PLTVALEGM


FINISHES IN STOCK - METAL OBLIQUE:

Silver, Matte Black

FINISHES IN STOCK - WOOD OBLIQUE:

Modern Walnut (MW), Natural (NO) & Coastal Gray (CG)

LEGS, BEAMS & MOUNTS FINISHES IN STOCK:



Silver

Matte Black

WOOD OBLIQUE LEG FINISHES IN STOCK:



Modern Walnut

Natural

Coastal Gray

→ **VERTEX LEGS** ★ **NEW!**

VERTEX LEG BASE - 28-½"H

PLTLEGWMPPOST28 ★

Leg w/Glide
List Price: \$155.00

PLTLEGWMPATE* ★

Base Plate
List Price: \$34.00

*Base Plate Required On Single Leg Applications.

VERTEX - FINISHES IN STOCK:

Silver, Matte Black

28½"H

Pictured Above w/Optional Base Plate (For Bullet & Q-Tops)

NEED MORE LEG ROOM?



HALF LEG
Ideal For Shared **Single Depth** Work Surfaces. Allows More Leg Room.

28½"H

INSET LEGS
Ideal For Shared **Double Depth** Work Surfaces. Allows More Leg Room.

28½"H

41"H

→ **HALF & INSET LEGS**

HALF LEG - 28-½"H **LIST PRICE**
PLTULEGHALF \$191.00
(For 24" or 30" Deep Tops)

FINISHES IN STOCK - HALF LEG & 28½" INSET: Silver, Matte Black

FINISH IN STOCK - 41"H INSET & COVER: Silver

INSET LEG - 28-½"H **LIST PRICE**
PLTULEG4860ILCMB \$525.00
(Includes Removable Wire Management Cover)

INSET LEG - 41"H **LIST PRICE**
PLTULEG4860ILMB41 \$422.00
(For 24" or 30" Deep Tops)

INSET LEG COVER **LIST PRICE**
PLTULEG4860C41 \$232.00
(For 41" High Leg)

ADDITIONAL SUPPORTS

RETURN SUPPORT
PLTRETSSUPPORT

List Price: \$63.00

RETURN SUPPORT is to make table under 48" or for any other configuration where a beam cannot be used due to shorted or odd lengths required.

STIFFENER SUPPORT

PLT60MS (For 60"D Tops)
List Price: \$42.00

PLT72MS (For 72"D Tops)
List Price: \$52.00

STIFFENER is a beam used to prevent sagging of table tops.

FLAT BRACKET
PLTFB

List Price: \$21.00

REQUIRED SUPPORTS



ADJUSTABLE BEAM
PLTADJMDB4872 ★

(Extends For Desks 48-72"W)
List Price: \$129.00

PLTADJMDB7896 ★

(Extends For Returns 60-72"W & 48" Bridge Tops)
List Price: \$159.00

ADJUSTABLE BEAM COVER

(Cover To Conceal Adj. Beam & Hardware For 41"H Only)

PLTMDB72C ★ (NOT PICTURED)
List Price: \$109.00



RETURN BRACKET

PLTRBB ★
(For Adjustable Beams)

List Price: \$49.00



OBLIQUE LEG MOUNTS

PLTVALEGM2430 ★

(For 24"D Tops)
List Price: \$99.00

PLTVALEGM3642 ★

(For 36"D Tops)
List Price: \$119.00

PLTVALEGM4860 ★

(For 48"D Tops)
List Price: \$179.00

Please Note: Required for both Metal & Wood Oblique Legs.



CONNECTOR BEAM BRACKET

PLTMBMBC
(For Oblique Only When Shared)
List Price: \$52.00

Please Note: All Bases Require Beams & Brackets.



Gold Stars Indicate Product New for 2020.



→ **RECTANGULAR DESK TOPS**

36, 48, 60, 66, 72"Widths with **24"Depth**
48, 60, 66, 72"Widths with **30"Depth**
72"Width with **36"Depth**

SKU	DIMENSIONS	LIST PRICE
PLT2436	36"W x 24"D	\$212.00
PLT2448	48"W x 24"D	\$243.00
PLT2460	60"W x 24"D	\$273.00
PLT2466	66"W x 24"D	\$299.00
PLT2472	72"W x 24"D	\$299.00
PLT3048	48"W x 30"D	\$265.00
PLT3060	60"W x 30"D	\$329.00
PLT3066	66"W x 30"D	\$350.00
PLT3072	72"W x 30"D	\$350.00
PLT3672	72"W x 36"D	\$425.00



→ **RETURN TOPS**

36, 42, 48"Widths with **24"Depth**
60, 66, 72"Widths with **24"Depth**

SKU	DIMENSIONS	LIST PRICE
(36"-48" WIDE)		
PLT2436	36"W x 24"D	\$212.00
PLT2442	42"W x 24"D	\$232.00
PLT2448	48"W x 24"D	\$243.00
(60"-72" WIDE)		
PLT2460	60"W x 24"D	\$273.00
PLT2466	66"W x 24"D	\$299.00
PLT2472	72"W x 24"D	\$299.00



★ **NEW!**

→ **RECTANGULAR GLASS TOPS**

48, 60, 72"Widths with **24"Depth**
60, 72"Width with **30"Depth**

SKU	DIMENSIONS	WHITE LIST	BLACK LIST
PGT2448 ★	48"W x 24"D	\$635.00	\$620.00
PGT2460 ★	60"W x 24"D	\$775.00	\$755.00
PGT2472 ★	72"W x 24"D	\$920.00	\$890.00
PGT3060 ★	60"W x 30"D	\$880.00	\$855.00
PGT3072 ★	72"W x 30"D	\$1,040.00	\$1,010.00

Please Note: Glass Tops Works with U-Legs & Bevel Legs Only.



PLT663624R & PLT723624R

→ **PORKCHOP CRENZENZA TOPS**

66"Width x **24-36"Depth** (Left or Right)
72"Width x **24-36"Depth** (Left or Right)

SKU	DIMENSIONS	LIST PRICE
PLT663624L	66"W	\$415.00
PLT663624R	66"W	\$415.00
PLT723624L	72"W	\$535.00
PLT723624R	72"W	\$535.00

Please Note: Maximum Return Size Is 60" On Porkchop Tops.



→ **Q SHAPE TOPS**

SKU	DIMENSIONS	LIST PRICE
PLT106T	72"W x 30/36"D	\$390.00



→ **120 DEGREE TOPS**

SKU	DIMENSIONS	LIST PRICE
PLT120D2436	62¼"W x 38¾"D	\$425.00



→ **BULLET TOPS**

SKU	DIMENSIONS	LIST PRICE
PLT131T	66"W x 30"D	\$319.00
PLT147T	72"W x 36"D	\$390.00

Please Note: Rectangular, Return, Porkchop Credenza & 120 Degree Tops require Beams & Brackets.

BEAMS & BRACKETS
(SEE PAGE 53)

LAMINATE TOPS - FINISHES IN STOCK:



GLASS TOPS - COLORS IN STOCK:



→ **MISCELLANEOUS ACCESSORIES**



WIRE TRAYS

PLTWTDOUBLE18 (Black Only)
18" Double Wire Mesh Tray \$95.00

PLTWT SINGLE18 (Black Only)
18" Single Wire Mesh Tray \$63.00

TROUGH

PLTPC18 (Black Only)
18" Power Trough w/Cover \$62.00

CABLE MANAGEMENT

CMS04 Rectangular Snake (Black Only)
29"L x 1¾"Dia \$83.00

CMS05 Coil Snake (Black Only)
13½-78¾"L x 1¾"Dia \$62.00

CMS03SI Spine (Silver Only)
30" Flexible Cord Concealer \$64.00

Please Note: CMS05 & CMS03SI not pictured.



POWER MODULES

DESK MOUNT POWER **LIST PRICE**
OSF9500 (White, **NEW!** Black) \$308.00
2 UL Power Outlets, 2 USB Ports
Able to be Daisy Chained. Comes w/3 Mounts

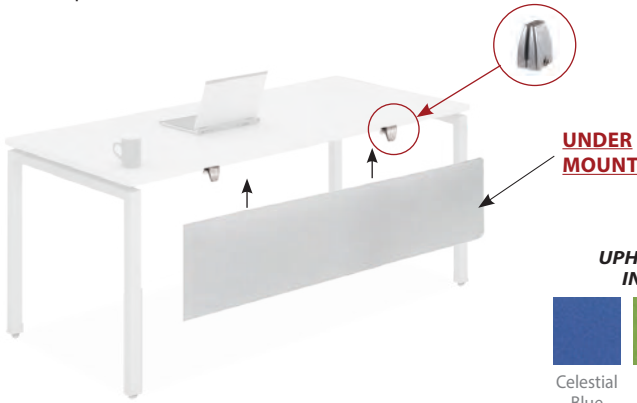


UNDER TABLE POWER MODULE
OSF5000BLK (Black) \$190.00
3 Outlets, 2 Dual USB Port
Able to be Daisy Chained

SEE ACCESSORIES SECTION FOR COMPLETE LIST!

→ **OPTIONAL PRIVACY PANELS**


ACRYLIC SCREEN
(Desktop or Under Desk Mountable)



FABRIC SCREEN - TACKABLE
(Desktop Mountable)



UPHOLSTERIES
IN STOCK:



FABRIC SCREENS
- ½"D x 15"H

MODEL #	SIZE	LIST
PLTFP1524	24" Wide	\$120.00
PLTFP1530	30" Wide	\$120.00
PLTFP1536	36" Wide	\$130.00
PLTFP1548	48" Wide	\$170.00
PLTFP1554	54" Wide	\$190.00
PLTFP1566	66" Wide	\$215.00

ACRYLIC SCREENS/MODESTY
- ¼"D x 15"H

MODEL #	SIZE	LIST
PLTAP1524S	24" Wide	\$170.00
PLTAP1530S	30" Wide	\$170.00
PLTAP1536S	36" Wide	\$180.00
PLTAP1542S	42" Wide	\$206.00
PLTAP1548S	48" Wide	\$222.00
PLTAP1554S	54" Wide	\$242.00
PLTAP1566S	66" Wide	\$253.00

SCREEN BRACKETS



UNDER DESK MOUNT SCREEN BRACKET
PLTSBUDMSG (Set of 2) \$69.00
Brackets mount on to 1" work surfaces when screens are installed as a desk divider. Brackets can also be mounted to the underside of the work surface when using a screen as a modesty panel. Requires work surface overhang.



DUAL UNDER DESK MOUNT SCREEN BRACKET
PLTSBUDMDUAL (Set of 2) \$90.00
Brackets mount between two back to back 1" work surfaces when screens are installed as a desk divider between the two work surface. Brackets attach with wood screws to the underside of the workstation. Requires work surface overhang.



DESK MOUNT SCREEN BRACKET
PLTSDTM (Set of 2) \$59.00
Brackets mount directly to the top of the work surface when screens are installed as a desk divider. Brackets can also mount to the underside of the work surface when screens are being used as a modesty panel.

Please Note: Brackets come in Silver Only. Must order 1 set for each Acrylic Screen

COLORS IN STOCK: Silver, **NEW!** Black

★ NEW!




LAMINATE MODESTY PANEL
- ¾"D x 18"H (Includes L Brackets)

FINISHES IN STOCK: Cherry, Mahogany, Modern Walnut, Espresso, Coastal Gray, Honey, Maple & White

MODEL #	SIZE	LIST
PLTLMP54 ★	54" Wide	\$170.00
PLTLMP66 ★	66" Wide	\$180.00

→ **METAL SIDE LEG PANELS**

METAL SIDE PANEL
(Mounts Inside U Legs)
*Leg Sold Separately



#PLTULEGFMEPPP48



#PLTULEGFMEPPP30

METAL SIDE PANEL
2"D x 25"H
(For U Style Leg Bases)

PLTULEGFMEPPP24	For 24" Legs - 23¼"W	List Price: \$123.00
PLTULEGFMEPPP30	For 30" Legs - 29¼"W	List Price: \$144.00
PLTULEGFMEPPP48	For 48" Legs - 47½"W	List Price: \$257.00
PLTULEGFMEPPP60	For 60" Legs - 59¾"W	List Price: \$289.00

FINISHES IN STOCK:



METAL SIDE PANEL
(Top Opening To Accommodate Wire Management)

★ Gold Stars Indicate Product New for 2020.



→ **LAMINATE LATERALS**



Optional
Top Cushion
#CUSH2136

Optional
File Top
#PL109

2 DRAWER CABINET
PL1012*


35½"W x 22"D x 22"H
List Price: \$929.00

*PL1012 & PL1013 - Top Not Included, Requires PL109 Or PL110.

OPEN BOOKCASE
PL1013*

35½"W x 22"D x 22"H
List Price: \$422.00

**CUSHION
UPHOLSTERIES
IN STOCK:**



CABINET & BOOKCASE OPTIONS

(FOR PL1012 OR PL1013)

FILE TOP

PL109 - 35½"W
List Price: \$170.00

CREENZA TOP

PL110 - 71"W (Not Pictured)
List Price: \$232.00

TOP CUSHION
CUSH2136**

List Price: \$277.00
**Requires PL109 Or PL110

Laminate Finishes In Stock:

Cherry, Mahogany, Honey, Maple, Espresso, Modern Walnut, Coastal Gray & White*

Upholsteries In Stock:

Celestial Blue, Lime Green & Dark Gray

→ **METAL LATERALS**



#830BF w/Casters



#83000 w/Sofa Legs

TWO DRAWER CABINETS

830BF - 30"W x 19¾"D x 20"H
List Price: \$845.00

836BF - 35½"W x 19¾"D x 20"H
List Price: \$925.00

Metal Cabinets Finishes In Stock: Silver & White

OPEN BOOKCASE W/SHELF

83000 - 30"W x 19¾"D x 20"H
List Price: \$575.00

83600 - 35½"W x 19¾"D x 20"H
List Price: \$640.00

CHOOSE YOUR METAL CABINET - BASE STYLE

HEAVY DUTY CASTERS

83CASTERS (Set of 4)
List Price: \$103.00



SOFA LEGS

83SL (Set of 4)
List Price: \$62.00



Please Note: With Casters or Legs Cabinet Stands 23"H

**COMBINED STORAGE
ADDED CABINET TO PEDESTAL**



#PL1053
(PL166/PL175 Required)



#PL1052
(PL166/PL175 Required)



#PL1066
(Mounts On Top Of Pedestal Forming Support For Standing Height Leg.)

→ **LAMINATE PEDESTALS + STORAGE**

DELUXE FULL PEDESTALS - 15½"W x 22"D x 28½"H

PL166 (BOX/BOX/FILE)
List Price: \$470.00

PL175 (FILE/FILE)
List Price: \$483.00



OPEN CABINET

PL1053 (For PL166, PL175)
16"W x 22½"D x 20⅝"H
List Price: \$319.00

DOOR CABINET

PL1052 (For PL166, PL175)
16"W x 22½"D x 20⅝"H
List Price: \$400.00 (Reversible)



Mobile Laminate Pedestal w/Top Cushion

MOBILE LAMINATE PEDESTAL

PL1007 (Box/File) - Casters Included
16"W x 22½"D x 22½"H
List Price: \$525.00

PEDESTAL TOP CUSHION

CUSH1623 (For PL1007)
List Price: \$147.00

Laminate Finishes In Stock:

Cherry, Mahogany, Honey, Maple, Espresso, Modern Walnut, Coastal Gray & White*

Upholsteries In Stock:

Celestial Blue, Lime Green & Dark Gray.

PAPER TRAY (2 Paper Slots)

PL1066 (For PL166, PL175)
Also, can hang from PL units where pedestals can be mounted.
16"W x 22½"D x 11½"H
List Price: \$222.00



→ **METAL PEDESTALS**



#CPSBBF



#CPSFF



#CPSBF

METAL PEDESTALS

15"W x 22"D x 26¾"H
CPSBBF (Box/Box/File)
CPSFF (File/File)
List Price: \$463.00 ea.

OPTIONAL PEDESTAL

CASTERS (Set of 4)
CPPCASTERS - (27"H)
List Price: \$41.00



MOBILE METAL PEDESTAL

15"W x 22"D x 22¼"H
CPSBF (Box/File) - Casters Included
List Price: \$411.00

PEDESTAL TOP CUSHION

CUSH1522 (For CPS Peds)
List Price: \$137.00

Metal Pedestals Finishes In Stock:
Black, Charcoal, Light Gray, Silver & White. CPSBF (White & Silver Only).



➔ **OPEN HUTCHES (WALL MOUNTED)**



OPEN HUTCH - 31"W
PL209OH* - 15"D X 17"H
List Price: \$350.00
**Doors Not Included*

OPEN HUTCH - 36-1/2"W
PL208OH* - 15"D X 17"H
List Price: \$380.00
**Doors Not Included*



OPEN HUTCH - 71"W
PL2044OH* - 15"D X 17"H
List Price: \$639.00
**Doors Not Included*

**CONSIDER ADDING
OPTIONAL DOORS**

Laminate Finishes In Stock:
Cherry, Mahogany, Honey, Maple, Espresso, Modern Walnut, Coastal Gray & White

➔ **OPEN HUTCHES & SUPPORTS (SUPPORTS REQUIRED)**



Laminate Finishes In Stock:
Cherry, Mahogany, Honey, Maple, Espresso, Modern Walnut, Coastal Gray & White
Hutch Support Colors: Silver, Matte Black




OPEN HUTCH - 15"D x 17"H
PL1044OH* - 71"W \$649.00
PL1008OH* - 36-1/2"W \$390.00
**Doors Not Included*

Please Note: PL1044OH & PL1008OH Are Not Compatible With The Optional Sliding Glass Doors.



HUTCH SUPPORTS (PAIR)
PLTLPHS27 - 27"H \$288.00
PLTLPHS20 - 20"H \$242.00
**Sold & Priced As Pair*

PLTLP27HSLIDE* (Set of 2) \$21.00
**Raises The Height Of The PLTLPHS27 To Be Flush With A Desk Top. Allows PL1044OH To Become Desk Mounted For Use In Benching.*



SUPPORT - VERTICAL HUTCH ORGANIZER
PL1022VHO - 27 1/2"H
18 1/4"W x 13 3/4"-14 3/4"D
• 1 Fixed Shelf (Finish matched)
+ 5 Adjustable Shelves (Black)
• Adj. Shelves can be inserted horizontally or vertically.
List Price: \$339.00
(For PL1044OH Only)

➔ **HUTCHES DOORS (OPTIONAL)**

Laminate Finishes In Stock:
Cherry, Mahogany, Honey, Maple, Espresso, Modern Walnut, Coastal Gray & White



OPTIONAL LAMINATE FRAMED GLASS DOORS
PL44GLDRL - (See Below)
List Price: \$160.00



OPTIONAL LAMINATE DOORS
PL41LD - (For PL209) (Set of 2)
List Price: \$52.00
PL44LD - (See Below) (Set of 2)
List Price: \$54.00

Please Note: All SKUs Beginning With **PL44** Above Are (For PL144OH, PL1044OH, PL1008OH & PL208OH, PL2044OH).



OPTIONAL SILVER FRAMED GLASS DOORS - (Set of 2)
PL41SGD - (For PL209)
PL44SGD - (See Below)
List Price: \$265.00 ea.



OPTIONAL SIDING GLASS DOORS
PL44SLIDESGD - (2 Door Span)
List Price: \$181.00
PL44RAILSI - (Rails For PL144OH/PL2044OH)
List Price: \$106.00
PL08RAILSI - (Rails For PL208OH)
List Price: \$71.00

Please Note: PL1044OH & PL1008OH Are Not Compatible With The Sliding Glass Doors.

OPTIONAL LOCK



HUTCH DOOR LOCK PLLDLOCK
List: \$41.00 ea.
Finishes In Stock:
SI Silver & BLK Black



SKU: TYPICAL OS133 
TOTAL LIST: \$7,357.00
 Excludes Accessories.
 Overall Dimensions:
 107½"W x 106½"D x 65½"H

107" X 106½" METAL OBLIQUE LEG WORKSTATION WITH LOW STORAGE:

Desk Top: PLT3072 & PLT2472, Metal Oblique Leg: PLTVAMETLEG (2), Oblique Leg Bracket: PLTVALEGM2430 (2), Adjustable Beam: PLTADJMDB4872 (2), Desk Riser: PLTLP24DR & PLTLP30DR, Open Bookcase: PL1013 (3), Mobile Pedestal: PL1007 & Credenza Top: PL109 (3), Open Hutch: PL1044OH, Storage Cabinet: PL152 (2), Storage Door Kit: PL152SGD, Hutch Supports: PLTLPHS27, Hutch Door Kit: PL44SGD (2) Cable Management Spine: CMS03SI.




→ MAIN DESK COMPONENTS




Please Note: Storage Cabinet, Door Kit, Mobile Pedestal & Cable Management Spine Not Pictured Above.

TOPS & COMPONENTS - LAMINATE FINISHES IN STOCK:



BASE - FINISHES IN STOCK:





↑ **SKU: TYPICAL OS65**
TOTAL LIST: \$4,000.00
Excludes Seating & Accessories.
Overall Dimensions:
72"W x 78"D x 29½"H

72" X 78" UNITE LEG WORKSTATION WITH OVERHEAD STORAGE:


Desk Tops: PLT3072, PLT2448, Unite Legs: PLTULEG30 (2) & PLTULEG24, Adjustable Beam: PLTADJMDB4872 (2), Bracket: PLTCBBSINGLE (3), Bracket: PLTRBB, Flat Bracket: PLTFB (2), Pedestals: CPSBBF (2), Open Hutch: PL208OH (2), Hutch Doors: w/PL44SGD (2).



➔ **MAIN DESK COMPONENTS**



TOPS & COMPONENTS - LAMINATE FINISHES IN STOCK:



BASE - FINISHES IN STOCK:





↑ **SKU: TYPICAL OS156**
TOTAL LIST: \$4,011.00
Excludes Accessories.
Overall Dimensions:
180"W x 24"D x 42"H

180" X 24" UNITE LEG 42" HIGH WORKSTATIONS WITH COMBO STORAGE SUPPORT:


Desk Top: PLT2460 (3), Unite Leg: PLTULEG2441 (3), Return Beam: PLTRETSUPPORT (3), Bracket: PLTCBBSINGLE (3), Deluxe Pedestal: PL166 (3), Two Slot Paper Tray: w/PL1066 (3)



➔ **MAIN DESK COMPONENTS**
- (For 3 Workstations Pictured Above)



TOPS & COMPONENTS - LAMINATE FINISHES IN STOCK:



BASE - FINISH IN STOCK:





↑ **SKU: TYPICAL OS182**
TOTAL LIST: \$2,863.00
Excludes Accessories.
Overall Dimensions:
72"W x 108"D x 65½"H

NEW! Optional Laminate Modesty Panel

72" X 108" OBLIQUE LEG WORKSTATION:


Credenza Shell: PL143, Deluxe Pedestal: PL166, Open Tower Hutch: PL250OH, Shelf Kit w/Valance: PL25071SH, Laminate Doors: PL250LD, Rectangular Desk Top: PLT2448, Flat Brackets: PLTFB (4), Stiffener: PLT72MS (2), Rectangular Desk Top: PLT3072, Oblique Wood Legs: PLTVAWLEG (2), Oblique Leg Bracket: PLTVALEGM2430 (2), Adjustable Beam: PLTADJMDB4872




→ **MAIN DESK COMPONENTS**



TOPS & COMPONENTS - LAMINATE FINISHES IN STOCK:



BASE - FINISHES IN STOCK:






↑ **SKU: TYPICAL OS163**
TOTAL LIST: \$13,577.00
Excludes Seating & Accessories.
Overall Dimensions:
216"W x 131"D x 45"H

216" X 131" OBLIQUE LEG MULTI-USER WORKSTATION:

Rectangular Top: PLBE3072 (6), Oblique Metal Leg: PLTVAMETLECSI (4), Brackets: PLTVALEGM4860 (4), Adjustable Beam: PLTADJMDB4872 (6), Acrylic Screen: PLTAP1554S (3), Screen Brackets: PLTSDTM (3), 2 Drawer Personal Cabinet: PL1012 (6), Cabinet Top: PL109 (6), Cushion: CUSH2136 (6).




➔ **MAIN DESK COMPONENTS**


- (For 6 Workstations)



TOPS & COMPONENTS - LAMINATE FINISHES IN STOCK:



BASE - FINISHES IN STOCK:






SKU: TYPICAL OS176 
TOTAL LIST: \$3,622.00
 Excludes Seating, Table & Accessories.
 Overall Dimensions:  **NEW!**
 91"W x 72"D x 65½"H **TYPICAL**

91" W X 72" BEVELED LEG WORKSTATION:


Rectangular Top: PLT3072, Beveled Leg: PLTLEGBV30, Adjustable Beam: PLTADJMDB4872, Bracket: PLTCBBEV, Riser: PLTLPHS27, Open Bookcase: PL1013, 2 Drawer Personal Cabinet: PL1012, Credenza Top: PL110, Open Hutch: PL1044OH, Door Kit: PL44LD, Hutch Supports: PLTLPHS27.



➔ **MAIN DESK COMPONENTS**



TOPS & COMPONENTS - LAMINATE FINISHES IN STOCK:



BASE - FINISHES IN STOCK:





Pictured w/Prisma Collection

→ **TYPICAL OS177** **NEW!**
TYPICAL

Four Person Configuration
- New Beveled Leg Pictured

Also Pictured: Mobile Metal Pedestals & Privacy Screens

Special Note:

- Two leg colors available
- Can be electrified
- Acrylic screens also available
- Desktop power can be added



Optional Enclosed End Panel Pictured

Pictured w/Franklin Collection

→ **TYPICAL OS160**

Four Person Configuration
- Unite Leg With Metal Side Panels

Also Pictured: Mobile pedestals, acrylic privacy panels & metal enclosed end panels.

Special Note:

- Two leg colors available
- Fabric screens also available
- Metal pedestals also available
- Pull options for mobile storage
- Desktop power can be added
- Wire Management



Pictured w/CoolMesh Pro Collection

→ **TYPICAL OS159**

Four Person Configuration
- Unite Leg

Also Pictured: Privacy screens & mobile pedestals w/top cushions.

Special Note:

- Two leg colors available
- Acrylic screens also available
- Enclosed end panels available
- Metal pedestals also available
- Pull options for pedestals
- Desktop power can be added
- Wire Management

CALL FOR PRICING!



➔ **TYPICAL OS178** **NEW!**
TYPICAL

Six Person Configuration
- **NEW!** Black Beveled Leg

Also Pictured: Acrylic privacy screens w/**NEW!** Black screen brackets, mobile pedestals w/top cushions.

Special Note:

- Two leg colors available
- Can be electrified
- Fabric screens also available
- Laminate pedestals also available
- Desktop power can be added



➔ **TYPICAL OS157**

Four Person Configuration
- Unite Leg With Desk Riser

Also Pictured: Storage bookcase & filing cabinet with top cushion, acrylic privacy panel & rectangular snake cable management.

Special Note:

- Two leg colors available
- Fabric screens also available
- Enclosed end panels available
- Pull options for lateral storage
- Desktop power can be added
- Can be electrified
- Wire Management



➔ **TYPICAL OS179** **NEW!**
TYPICAL

Four Person Configuration
- Oblique Leg

Also Pictured: Magnetic mobile white board.

Special Note:

- Metal or Wood Legs available
- Two metal & three wood leg finishes available
- Modesty screens can be added for privacy
- Desktop power can be added
- Multiple storage options available
- Leg mounts available in two colors

CALL FOR PRICING!



**DESIGN YOUR OWN
WITH OfficeSource®**

Pictured w/CoolMesh Pro Collection

StandUp *STANDING DESKS* by OfficeSource®


**AVOID THE HARMFUL
LONG-TERM EFFECTS
OF TOO MUCH SITTING...**

Health authorities recommend changing posture from a sitting to standing position throughout the day, to avoid the harmful long-term effects of too much sitting.


OfficeSource® StandUp Standing Desk Collection: desks are easy, quick and quiet to operate and offer the optimal vertical range to accommodate people of all sizes.



LAMINATE TOPS - FINISHES IN STOCK:



BASE COLOR IN STOCK:



ADJUSTABLE HEIGHT RANGES:
Deluxe Electric - 24-50"
Electric Corner - 24-50"
Pneumatic Gas Lift - 26-39½"
Crank Lift - 26-42½"



SEVEN BASE OPTIONS + SIX TOP SHAPES + SEVERAL TOP SIZES + EIGHT TOP FINISHES

CONFIGURE YOUR WAY!

CUSTOM BUILD YOUR STANDING WORKSTATION BY COMBINING TABLE TOPS AND BASES!




DELUXE & REGULAR ELECTRIC
(Dual Motor, 3 Stage)



★ **NEW!**

BASIC ELECTRIC
(Dual Motor, 2 Stage)



SINGLE POST ELECTRIC



DELUXE CORNER ELECTRIC
(Deluxe Remote & Gyro Sensor w/Automatic Safety Stop)



CRANK LIFT



PNEUMATIC LIFT



STANDING DESKS



1 CHOOSE ADJUSTABLE HEIGHT BASE - 7 TO CHOOSE FROM

1. Basic Electric - Standard
2. Deluxe Electric - Standard
3. Deluxe Corner Electric - Standard
4. Single Post Leg - Standard
5. Crank Lift
6. Pneumatic Gas Lift w/Casters
7. Laminate Deluxe Casing

2 CHOOSE A TOP STYLE - 6 TO CHOOSE FROM IN VARIOUS SIZES

1. Rectangular - Square
2. Rectangular - Beveled Edge
3. Porkchop Top w/Return Top (Combined Creates "L" Workstation)
4. 120 Degree Work Surface
5. Peninsula
6. Q-Shape

Metal Base Finishes In Stock:

Silver & Black*
*Select SKUs

Laminate Base Finishes In Stock:

Cherry, Mahogany, Honey, Maple, Espresso, Modern Walnut, Coastal Gray & White*



Laminate Deluxe Casing

For Executive Offices Or When You Would Like To Hide StandUp Base Frame



Available In Two Widths - 66" & 72"
Deluxe Electric Base Included



Interested In An Electric Style Base? Upgrade With Our Deluxe Programmable Remote

1 CHOOSE BASE STYLE - SEVEN TO CHOOSE FROM



★ **NEW!**



DELUXE ELECTRIC BASE

SKU: PLTV2DEAB4872WF24* ★

(For 24"D tops)

SKU: PLTV2DEAB4872WF30* ★

(For 30"D tops)

- Accommodates 48"W to 72"W table tops
- 2 Motor, 3 stage leg
- Standard remote, non-programmable
- Adjustable height range: 24½" - 50"H
- Weight capacity: 350 lbs

List \$1,908.00

REGULAR ELECTRIC BASE

SKU: PLTEAB4872MEDWF24*

(For 24"D tops)

SKU: PLTEAB4872MEDWF30*

(For 30"D tops)

- Accommodates 48"W to 72"W table tops
- 2 Motor, 3 stage leg
- Programmable remote & gyro sensor
- Adjustable height range: 24½" - 50"H
- Weight capacity: 265 lbs

List \$1,648.00

BASIC ELECTRIC BASE

SKU: PLTEAB4872BUDMEDWF24 ★

(For 24"D tops)

SKU: PLTEAB4872BUDMEDWF30 ★

(For 30"D tops)

- Accommodates 48"W to 72"W table tops
- 2 Motor, 2 stage leg
- Includes standard remote & gyro sensor
- Adjustable height range: 24½" - 50"H
- Weight capacity: 220 lbs

List \$1,458.00

ELECTRIC CORNER BASE

SKU: PLTECAB6078MEDWF*

- Accommodates 60"W to 78"W table tops w/return tops 36"W to 48"W or 72"W x 78"W corner unit (PLT723624 Porkchop table w/PLT2442 return)
- 3 Motor, 3 stage leg
- Includes deluxe remote & gyro sensor
- Adjustable height range: 25" - 50½"H
- Speed: 1.4" per second; gear driven motor
- Weight capacity: 275 lbs

- Weight capacity: 275 lbs

List \$2,369.00

ELECTRIC SINGLE POST BASE

SKU: PLTECSPPOST

- Accommodates 120 degree table top & PLT tops up to 30" x 42", larger w/stiffener bar
- Standard remote, non-programmable
- Adj. Height range: 25"-43¾"H
- Weight capacity: 175 lbs

List \$1,269.00

LAMINATE DESK CASINGS

(Includes Deluxe Electric Adjustable Base & Top.)

SKU: PLTHAT5172

72"W x 30"D

List \$3,014.00

BASE COLOR IN STOCK:



Laminate Base Finishes

In Stock: Cherry, Mahogany, Honey, Maple, Espresso, Modern Walnut, Coastal Gray & White*

PNEUMATIC HEIGHT BASE W/CASTERS

- Accommodates 60"W to 72"W table tops

SKU: PLTPHAB2460WFSI

(For 24"D tops)

List \$943.00

SKU: PLTPHAB2472WFSI

(For 24"D tops)

List \$973.00

SKU: PLTPHAB3060WFSI

(For 30"D tops)

List \$953.00

SKU: PLTPHAB3072WFSI

(For 30"D tops)

List \$983.00

CRANK LIFT BASES

SKU: PLTCRKB36WF24

(For 24"D tops)

SKU: PLTCRKB36WF30

(For 30"D tops)

- Accommodates 36"W to 48"W table tops
- Adj. Height range: 26¼"-42¾"H

List \$870.00

SKU: PLTCRKB60WF24

(For 24"D tops)

SKU: PLTCRKB60WF30

(For 30"D tops)

- Accommodates 60"W to 72"W table tops
- Adj. Height range: 26¼"-42¾"H
- Weight capacity: 150 lbs

List \$911.00

KEYBOARD ADAPTER FOR STANDUP DESKS

Allows a standard keyboard to be used by extending it lower for use on a HAT Table or Variant Benching units, effectively straddling the center support beams on these products.



KEYBOARD ADAPTER

SKU: OSF6003BLK

- Not compatible with OSF500BLK
- 4½"W x 1¼"D x 2"H

List: \$52.00

Color In Stock: Black

OPTIONAL REMOTE



DELUXE PROGRAMMABLE REMOTE

SKU: PLTDEPRGREMOTE

List \$103.00

Upgrade Your Electric Table

OPTIONAL CASTERS



OPTIONAL CASTERS

(For Use With All Non-Caster Bases)

SKU: 83CASTERS - Set Of 4

List \$103.00



Ready to Assemble
Some items in this collection come ready-to-assemble.

★ Gold Stars Indicate Product New for 2020.



2 CHOOSE WORK SURFACE STYLE, SIZE & SHAPE - SEVERAL TO CHOOSE FROM



RECTANGULAR TOPS

MODEL #	SIZE	LIST PRICE
PLT2448	48"W x 24"D	\$243.00
PLT2460	60"W x 24"D	\$273.00
PLT2466	66"W x 24"D	\$299.00
PLT2472	72"W x 24"D	\$299.00
PLT3048	48"W x 30"D	\$265.00
PLT3060	60"W x 30"D	\$329.00
PLT3066	66"W x 30"D	\$350.00
PLT3072	72"W x 30"D	\$350.00
PLT3672	72"W x 36"D	\$425.00

RECTANGULAR BEVELED EDGE TOPS

MODEL #	SIZE	LIST PRICE
PLBE2460	60"W x 24"D	\$329.00
PLBE2472	72"W x 24"D	\$370.00
PLBE3060	60"W x 30"D	\$390.00
PLBE3072	72"W x 30"D	\$422.00

Please Note: Rectangular Beveled Edge Tops Stocked In Modern Walnut, Espresso & Coastal Gray. Also, Not Compatible With Crank Or Pneumatic Style Bases.



120 DEGREE TOP

MODEL #	SIZE	LIST PRICE
PLT120D2436	62 1/4"W x 38 3/4"D	\$425.00

PORKCHOP CREDENZA TOPS

MODEL #	SIZE	LIST PRICE
PLT663624L	66"W x 24-36"D	\$415.00
PLT663624R	66"W x 24-36"D	\$415.00
PLT723624L	72"W x 24-36"D	\$535.00
PLT723624R	72"W x 24-36"D	\$535.00

RECTANGULAR RETURN TOPS

MODEL #	SIZE	LIST PRICE
PLT2436	36"W x 24"D	\$212.00
PLT2442	42"W x 24"D	\$232.00
PLT2448	48"W x 24"D	\$243.00
PLT2460	60"W x 24"D	\$273.00

Please Note: Maximum Return Size Is 60" On Porkchop Tops.

SIX TOP SHAPE OPTIONS



BULLET TOPS

MODEL #	SIZE	LIST PRICE
PLT131T	66"W x 30"D	\$319.00
PLT147T	72"W x 36"D	\$390.00



Q-SHAPE TOP

MODEL #	SIZE	LIST PRICE
PLT106T	72"W x 30/36"D	\$390.00

3 CHOOSE FINISH

FINISHES IN STOCK:



ACCESSORY OPTIONS

COMMON ADDITIONAL ACCESSORIES
SEE ACCESSORIES PAGE FOR COMPLETE SELECTION



ACRYLIC SCREENS - 1/4"D x 15"H

MODEL #	SIZE	LIST PRICE
PLTAP1524S	24" Wide	\$170.00
PLTAP1530S	30" Wide	\$170.00
PLTAP1536S	36" Wide	\$180.00
PLTAP1542S	42" Wide	\$206.00
PLTAP1548S	48" Wide	\$222.00
PLTAP1554S	54" Wide	\$242.00
PLTAP1566S	66" Wide	\$253.00

FABRIC SCREENS - 1/2"D x 15"H

MODEL #	SIZE	LIST PRICE
PLTFP1524	24" Wide	\$120.00
PLTFP1530	30" Wide	\$120.00
PLTFP1536	36" Wide	\$130.00
PLTFP1548	48" Wide	\$170.00
PLTFP1554	54" Wide	\$190.00
PLTFP1566	66" Wide	\$215.00

Upholsteries In Stock:
Celestial Blue, Lime Green, Dark Gray



METAL PERFORATED MODESTY PANELS - 1 1/2"D x 15"H

MODEL #	SIZE	LIST PRICE
MMP1841	41" Wide	\$113.00
MMP1853	53" Wide	\$133.00
MMP1865	65" Wide	\$154.00

Finishes In Stock: Silver & Black



LAMINATE MODESTY PANELS
- 3/4"D x 18"H (Includes L Brackets)

MODEL #	SIZE	LIST PRICE
PLTLMP54 ★	54" Wide	\$170.00
PLTLMP66 ★	66" Wide	\$180.00

Laminate Base Finishes In Stock: Cherry, Mahogany, Honey, Maple, Espresso, Modern Walnut, Coastal Gray & White

Bracket w/USB

MINI PEDESTAL

MODEL #	LIST PRICE
CMPBF Pedestal (Box/File)	
10"W x 20 1/4"D x 21"H	\$410.00
CMPHBUSB Hanging Bracket w/USB (For CMPBF)	\$165.00
CPPCASTERS Optional Casters Set of 4 - (For CMPBF)	\$41.00
CUSH1019 Optional Top Cushion (For CMPBF)	\$134.00

OPTIONAL PEDESTAL CASTERS

OPTIONAL TOP CUSHION FOR PEDESTAL (CMPBF)

PEDESTAL - FINISHES IN STOCK:

BLK Black	SIL Silver	WH White
-----------	------------	----------

CUSHION - UPHOLSTERIES IN STOCK:

Celestial Blue	Dark Gray
----------------	-----------

#CMPBF Shown With Optional Top Cushion & Casters.

MODESTY PANEL FINISHES IN STOCK:

Cherry	Mahogany	Modern Walnut	Espresso
Coastal Gray	Honey	Maple	*White

FABRIC SCREENS UPHOLSTERIES IN STOCK:

Celestial Blue	Lime Green
Dark Gray	

★ Gold Stars Indicate Product New for 2020.



SKU: TYPICAL OS164
Total List: \$6,089.00
Excludes Seating
& Accessories.

TYPICAL OS164				
MODEL #	QTY	DESCRIPTION	W x D x H	LIST PRICE
PLTHAT5172	1	Laminate Desk Casings	72 x 30 x 26¼	\$3,014.00
PLTAP1554S	1	Acrylic Screen Panel	54 x ¼ x 15	\$242.00
PLTSDTM	1	Screen Brackets (Set of 2)		\$59.00
PL112	1	Two Drawer Lateral File	35½ x 22 x 29½	\$845.00
PL113	1	Storage Cabinet	35½ x 22 x 29½	\$495.00
PL110	1	File/Storage Top	71 x 22 x 1	\$232.00
PL1044OH	1	Open Hutch	71 x 15 x 17	\$649.00
PL44SGD	1	Silver Frame Glass Doors	17 x ¾ x 15¾	\$265.00
PLTLPHS27	1	Hutch Supports (Pair)	27"H	\$288.00

StandUp *STANDING DESKS* by OfficeSource®

- **Reduce the Risk of Obesity** - Standing from time-to-time introduces a variety of natural little movements to your day.
- **Reduce the Risk of Disease** - Sitting for extended periods contributes to metabolic problems including type 2 diabetes.
- **Less Cardiovascular Disease** - Simply put, sitting all day is bad for the heart.
- **Lowered Cancer Risk** - Recent studies potentially link prolonged sitting with increased breast and colon cancer risks.



SKU: TYPICAL OS165 →
Total List: \$5,164.00

Excludes Seating & Accessories.
Desk Dimensions: 72"W x 102"D x 29½"H

TYPICAL OS165				
MODEL #	QTY	DESCRIPTION	W x D x H	LIST PRICE
PL143	1	Credenza Shell	71 x 24 x 29½	\$400.00
PL166	1	Deluxe Full Pedestal - B/B/F	15½ x 22 x 28½	\$470.00
PLTECAB6078MEDWF	1	Deluxe Electric Corner Base	60-78 x 60-78 x 25-50½	\$2,369.00
PLT3072	1	Rectangular Top	72 x 30 x 1	\$350.00
PLT2448	1	Rectangular Return Top	48 x 24 x 1	\$243.00
PLTFB	2	Flat Brackets		\$21.00 ea.
PL208OH	2	Open Hutch	36½ x 15 x 16½	\$380.00 ea.
PL44SGD	2	Silver Frame Glass Doors	17 x ¾ x 15¾	\$265.00 ea.





StandUp

TYPICAL OS166				
MODEL #	QTY	DESCRIPTION	W x D x H	LIST PRICE
PLT2472	5	Rectangular Top	72 x 24 x 1	\$299.00 ea.
PLTEAB4872MEDWF24	5	Regular Electric Base	48-72 x 24 x 24½-50	\$1,648.00 ea.
PL1012	5	2 Drwr Personal Cabinet	35½ x 22 x 22	\$929.00 ea.
PL1013	5	Open Bookcase	35½ x 22 x 22	\$422.00 ea.
PL110	5	Top (To Create Credenza)	71 x 22 x 1	\$232.00 ea.
CUSH2136	5	Top Cushion	35½ x 22 x 1½	\$277.00 ea.
PLTAP1566S	5	Acrylic Screen	66 x ¼ x 15	\$253.00 ea.
PLTSBUDMSGL	5	Screen Bracket (Set of 2)		\$69.00 ea.
CMS05	5	Spiral Cord Management		\$62.00 ea.

StandUp **STANDING DESKS**
by OfficeSource®

↑ **SKU: TYPICAL OS166**
Total List: \$20,955.00
Excludes Accessories.
Overall Dimensions: 216"W x 184"D

← **SKU: TYPICAL OS167**
Total List: \$7,420.00
Excludes Seating & Accessories.
Overall Dimensions: 72"W x 131"D x 65½"H




Optional Desk Mount Power



TYPICAL OS167				
MODEL #	QTY	DESCRIPTION	W x D x H	LIST PRICE
PLT723624R	1	Porkchop Credenza Top (Right)	72 x 24-36 x 1	\$535.00
PLT2436	1	Rectangular Return Top	36 x 24 x 1	\$212.00
PLTECAB6078MEDWF	1	Deluxe Electric Corner Base	60-78 x 60-78 x 25-50½	\$2,369.00
PL1012	1	2 Drwr Personal Cabinet	35½ x 22 x 22	\$929.00
PL109	1	File/Credenza Top	35½ x 22	\$170.00
CUSH2136	1	Top Cushion	35½ x 22 x 1½	\$277.00
PL207	1	Wardrobe Storage Unit	24¼ x 23¼ x 65½	\$1,699.00
PL208OH	2	Open Hutch	36½ x 15 x 16½	\$380.00 ea.
PL44LD	2	Laminate Doors (Sets of 2)	17 x ¾ x 15¾	\$54.00 ea.
PLTFB	2	Flat Brackets		\$21.00 ea.
GBM1769WH	1	Magnetic Glass White Board	68½ x ½ x 16½	\$319.00


LAMINATE FINISHES IN STOCK:



BASE COLOR IN STOCK:



CUSHION - UPHOLSTERY IN STOCK:



TYPICAL CONFIGURATIONS

Metal Perforated Modesty Panels



Pictured w/Franklin Collection

TYPICAL OS168

MODEL #	QTY	DESCRIPTION	W x D x H	LIST PRICE
PLT3072	8	Rectangular Top	72 x 30 x 1	\$350.00 ea.
PLT2472	8	Rectangular Top	72 x 24 x 1	\$299.00 ea.
PLTEAB4872MEDWF30	8	Regular Electric Base	48-72 x 30 x 24½-50	\$1,648.00 ea.
PLTULEG48	5	Unite Leg	48 x 1⅞ x 28½	\$350.00 ea.
PLTADJMDB4872	8	Adjustable Beam	67¼ x 2 x 1	\$129.00 ea.
PLTCBBSINGLE	16	Connector Beam Bracket		\$42.00 ea.
PLTAP1566S	12	Acrylic Screen	66 x ¼ x 15	\$253.00 ea.
PLTSBUDMDUAL	4	Desk Mount Screen Brackets (Set of 2)		\$90.00 ea.
PLTSBUDMSGL	8	Screen Bracket (Set of 2)		\$69.00 ea.
CPSBF	8	Mobile Metal Pedestal (Box/File)	15 x 22 x 22¼	\$411.00 ea.
CUSH1522	8	Top Cushion	15 x 22 x 1½	\$137.00 ea.
CMS05	8	Spiral Cord Management		\$62.00 ea.
MMP1865	4	Perforated Modesty Panel	65 x 1½ x 15	\$154.00 ea.

StandUp *STANDING DESKS* by OfficeSource®

↑ **SKU: TYPICAL OS168**
Total List: \$31,274.00

Excludes Seating & Accessories.
Overall Dimensions: 192"W x 288"D

★ **NEW!**
TYPICAL

SKU: TYPICAL OS180 →
Total List: \$2,853.00

Excludes Seating & Accessories.
Overall Dimensions:
60"W x 30"D x 41¼ - 66⅞"H



SKU: TYPICAL OS169 →
Total List: \$1,216.00

Excludes Seating & Accessories.
Overall Dimensions:
60"W x 24"D x 27-40½"H



TYPICAL OS180

MODEL #	QTY	DESCRIPTION	W x D x H	LIST PRICE
PLT3060	1	Rectangular Top	60 x 30 x 1	\$329.00
PLTEAB4872MEDWF30	1	Regular Electric Base	48-72 x 30 x 24½-50	\$1,648.00
PLTAP1554S	1	Acrylic Screen	54 x ¼ x 15	\$242.00
PLTSDTM	1	Screen Brackets (Set of 2)		\$59.00
CMPBF	1	Mini Pedestal (Box/File)	10 x 20¼ x 21	\$410.00
CMPHUSB	1	Hanging Bracket w/USB		\$165.00

TYPICAL OS169

MODEL #	QTY	DESCRIPTION	W x D x H	LIST PRICE
PLTPHAB2460WFSI	1	Pneumatic Height Base w/Casters	60-72 x 24 x 26⅞-42⅞	\$943.00
PLT2460	1	Rectangular Top	60 x 24 x 1	\$273.00



StandUp

StandUp **STANDING DESKS**
by OfficeSource®

TYPICAL OS174

MODEL #	QTY	DESCRIPTION	W x D x H	LIST PRICE
PL143	1	Credenza Shell	71 x 24 x 29½	\$400.00
PL114	1	Combo Lateral File - B/B/F/Lat.	31 x 22 x 29½	\$955.00
PL144OH	1	Open Hutch	72 x 15 x 36	\$576.00
PL44SGD	1	Silver Frame Glass Doors	17 x ¾ x 15¾	\$265.00
PL170	1	Bridge	47 x 24 x 29½	\$277.00
PL142	1	Credenza Half Leg	12¾ x 1 x 28	\$72.00
PLTHAT5172	1	Laminate Desk Casings	72 x 30 x 26¼	\$3,014.00
PLTAP1554S	1	Acrylic Screen	54 x ¼ x 15	\$242.00
PLTSDTM	1	Screen Bracket (Set of 2)		\$59.00

↑ **SKU: TYPICAL OS174**
Total List: \$5,860.00
Excludes Seating & Accessories.
Overall Dimensions:
73"W x 101"D x 65½"H



TYPICAL OS67 - (Standing Position)

← **SKU: TYPICAL OS181**
Total List: \$9,188.00
Excludes Seating & Accessories.
Overall Dimensions:
142"W x 96"D x 65½"H



TYPICAL OS67 - (Seated Position)

TYPICAL OS181

MODEL #	QTY	DESCRIPTION	W x D x H	LIST PRICE
PLTEAB4872BUDMEDWF24	2	Budget Electric Adjustable Base	48-72 x 24 x 24½-50	\$1,458.00 ea.
PLT2472	2	Rectangular Top	72 x 24 x 1	\$299.00 ea.
PL143	2	Credenza Shell	71 x 24 x 29½	\$400.00 ea.
PL114	2	Combo Lateral File - B/B/F/Lat.	31 x 22 x 29½	\$955.00 ea.
PL144OH	2	Open Hutch	72 x 15 x 36	\$576.00 ea.
PL44SGD	2	Silver Framed Glass Doors	17 x ¾ x 15¾	\$265.00 ea.
GBM1769WH	2	Magnetic Glass White Board	68½ x ½ x 16½	\$319.00 ea.
PLTAP1566S	2	Acrylic Screen	66 x ¼ x 15	\$253.00 ea.
PLTSBUDMSGL	2	Screen Bracket (Set of 2)		\$69.00 ea.

TYPICAL CONFIGURATIONS



StandUp *STANDING DESKS*
by OfficeSource®



Avoid The Harmful Long-Term Effects Of Too Much Sitting...

1 CHOOSE BASE SIZE - THREE TO CHOOSE FROM

DUAL HAT BENCHING BASE

PLTDUALDEAB2448 - (24"D)

PLTDUALDEAB3048 - (30"D)

(for 48"W tops)

- Accommodates 48"W table tops
- 2 Units, 3 stage leg
- 4 Motor, 3 stage leg
- Standard remote, non-programmable
- Adjustable height range: 26¾" - 46½"H

List \$4,132.00

DUAL HAT BENCHING BASE

PLTDUALDEAB2460 - (24"D)

PLTDUALDEAB3060 - (30"D)

(for 60"W tops)

- Accommodates 60"W table tops
- 2 Units, 3 stage leg
- 4 Motor, 3 stage leg
- Standard remote, non-programmable
- Adjustable height range: 26¾" - 46½"H

List \$4,184.00

DUAL HAT BENCHING BASE

PLTDUALDEAB2472 - (24"D)

PLTDUALDEAB3072 - (30"D)

(for 72"W tops)

- Accommodates 72"W table tops
- 2 Units, 3 stage leg
- 4 Motor, 3 stage leg
- Standard remote, non-programmable
- Adjustable height range: 26¾" - 46½"H

List \$4,240.00

UPGRADE YOUR ELECTRIC TABLE DELUXE PROGRAMMABLE REMOTE
PLTDEPRGREMOTE

List \$103.00

Benching - Metal Finish In Stock:
Silver

OfficeSource® StandUp Standing Desk Collection: desks are easy, quick and quiet to operate and offer the optimal vertical range to accommodate people of all sizes.



24" Depth



30" Depth

2 CHOOSE WORK SURFACE - 24", 30" OR 36" DEEP

RECTANGULAR TOPS PRICE

PLT2448 48"W x 24"D \$243.00

PLT2460 60"W x 24"D \$273.00

PLT2466 66"W x 24"D \$299.00

PLT2472 72"W x 24"D \$299.00

RECTANGULAR TOPS PRICE

PLT3048 48"W x 30"D \$265.00

PLT3060 60"W x 30"D \$329.00

PLT3066 66"W x 30"D \$350.00

PLT3072 72"W x 30"D \$350.00

PLT3672 72"W x 36"D \$425.00

3 CHOOSE FINISH - LAMINATE FINISHES IN STOCK




Cherry



Mahogany



Maple



Espresso




Coastal Gray



Honey



Modern Walnut



*White
(Select SKUs)



Some items in this collection come ready-to-assemble.



PROGRAMMABLE REMOTE
SKU: PLTDEPRGREMOTE
List: \$103.00



STANDUP ANTI-FATIGUE MAT
SKU: AF3320RBK List: \$129.00



StandUp *STANDING DESKS*
by OfficeSource® Pictured w/Franklin Collection

Wire Management Trough
Built In Base



TECHNOLOGY

Optional Cord Management

↑ **SKU: TYPICAL OS83**
Total List: \$17,384.00
Excludes Seating & Accessories.
Overall Dimensions:
122"W x 144"D x 41¼" - 66⅞"H

Avoid The Harmful Long-Term Effects Of Too Much Sitting...

TYPICAL OS83				
MODEL #	QTY	DESCRIPTION	W x D x H	LIST PRICE
PLTDUALDEAB3060	2	Dual HAT Bench Base	60 x 30 x 26¾-46½	\$4,184.00 ea.
PLT3060	4	Rectangular Top	60 x 30 x 1	\$329.00 ea.
836BF	4	2 Drawer Metal File	35½ x 19¾ x 20	\$925.00 ea.
83600	4	Open Bookcase w/Shelf	35½ x 19¾ x 20	\$640.00 ea.
83SL	8	Leg Base (Set of 4)	1½ x 1½ x 3	\$62.00 ea.
PLTAP1554S	4	Acrylic Screen	54 x ¼ x 15	\$242.00 ea.
PLTSDTM	4	Screen Brackets (Set of 2)		\$59.00 ea.



← **SKU: TYPICAL OS81**
Total List: \$19,902.00
Excludes Accessories.
Overall Dimensions:
182"W x 61"D x 41¼" - 66⅞"H

DUAL HAT BENCHING UNITS
(48, 60 & 72" Wide Work Surfaces)

Purchase A StandUp Desk System Today!

TYPICAL OS81				
MODEL #	QTY	DESCRIPTION	W x D x H	LIST PRICE
PLTDUALDEAB3060	3	Dual HAT Bench Base	60 x 30 x 26¾-46½	\$4,184.00 ea.
PLT3060	6	Rectangular Top	60 x 30 x 1	\$329.00 ea.
PLTAP1554S	6	Acrylic Screen	54 x ¼ x 15	\$242.00 ea.
PLTSBUDMSGSL	6	Screen Bracket (Set of 2)		\$69.00 ea.
CMPBF	6	Mini Pedestal (Box/File)	10 x 20¼ x 21	\$410.00 ea.
CUSH1019	6	Top Cushion	15 x 22 x 1½	\$134.00 ea.
CPPCASTERS	6	Pedestal Casters		\$41.00 ea.



Borders II COLLECTION
by OfficeSource® Pictured w/CoolMesh Collection

↑ **SKU: TYPICAL OSB15**
Total List: \$3,246.00
Excludes Seating & Accessories.
Overall Dimensions: 71"W x 83"D x 42"H*
*Includes Transaction Top

Create A Stylish Reception Station
With OS Components & Borders Panel System

TYPICAL OSB15				
MODEL #	QTY	DESCRIPTION	W x D x H	LIST PRICE
PL105	1	Desk Shell	71 x 30 x 29½	\$495.00
PL145	1	Reversible Return	47 x 24 x 29	\$339.00
PL166	1	Deluxe Full Pedestal - B/B/F	15½ x 22 x 28½	\$470.00
PBTR71	1	Rectangular Transaction Top	71 x 12 x 1	\$222.00
PBP12	8	Posts	1¾ x 1¾ x 12	\$116.00 ea.
PB21236ACRVIS	2	Combination Fabric/Acrylic Panel	36 x ¾ x 12	\$158.00 ea.
PB21230ACRVIS	2	Combination Fabric/Acrylic Panel	30 x ¾ x 12	\$127.00 ea.
PB21248ACRVIS	1	Combination Fabric/Acrylic Panel	48 x ¾ x 12	\$222.00

Borders II - Mounted Desk Components



OS Laminate Collection - Components



→ **SKU: TYPICAL OSB05**
Total List: \$3,449.00
Excludes Seating & Accessories.
Overall Dimensions: 77"W x 77"D x 42"H*
*Includes Transaction Top

TYPICAL OSB05				
MODEL #	QTY	DESCRIPTION	W x D x H	LIST PRICE
PB21236ACR	4	Acrylic Panel	36 x ¾ x 12	\$158.00 ea.
PBTR36	2	Rectangular Transaction Top	36 x 12 x 1	\$170.00 ea.
PBP12	7	Posts	1¾ x 1¾ x 12	\$116.00 ea.
PBTC36R	1	Corner Transaction Top (Right)	36 x 12 x 1	\$180.00
PBTC36L	1	Corner Transaction Top (Left)	36 x 12 x 1	\$180.00
PL182R	1	Credenza w/Corner Ext (Right)	71 x 24/36 x 29½	\$582.00
PL192	1	Reversible Return	35 x 24 x 29½	\$253.00
PL166	1	Deluxe Full Pedestal - B/B/F	15½ x 22 x 28½	\$470.00





ACRYLIC PANELS

Model #	Dimension	List Price
PB21224ACR	24"W x 12"H	\$105.00
PB21230ACR	30"W x 12"H	\$127.00
PB21236ACR	36"W x 12"H	\$158.00
PB21242ACR	42"W x 12"H	\$185.00
PB21248ACR	48"W x 12"H	\$212.00
PB21260ACR	60"W x 12"H	\$253.00
PB21266ACR	66"W x 12"H	\$270.00
PB21271ACR	71"W x 12"H	\$296.00

FABRIC PANELS

Model #	Dimension	List Price
PB21224	24"W x 12"H	\$105.00
PB21230	30"W x 12"H	\$115.00
PB21236	36"W x 12"H	\$137.00
PB21248	48"W x 12"H	\$190.00
PB21260	60"W x 12"H	\$232.00
PB21266	66"W x 12"H	\$253.00
PB21271	71"W x 12"H	\$286.00


COMBINATION FABRIC/ACRYLIC PANELS

Model #	Dimension	List Price
PB21224ACRVIS	24"W x 12"H	\$115.00
PB21230ACRVIS	30"W x 12"H	\$127.00
PB21236ACRVIS	36"W x 12"H	\$158.00
PB21248ACRVIS	48"W x 12"H	\$222.00
PB21260ACRVIS	60"W x 12"H	\$270.00
PB21266ACRVIS	66"W x 12"H	\$286.00
PB21271ACRVIS	71"W x 12"H	\$306.00



WHITE BOARD PANELS

Model #	Dimension	List Price
PB21230MWB	30"W x 12"H	\$170.00
PB21236MWB	36"W x 12"H	\$180.00



COMBINATION FABRIC/WHITE BOARD PANELS

Model #	Dimension	List Price
PB21230MWBVIS	30"W x 12"H	\$170.00
PB21230MWBGRY	30"W x 12"H	\$170.00
PB21236MWBVIS	36"W x 12"H	\$180.00
PB21236MWBGRY	36"W x 12"H	\$180.00

POSTS

Model #	Description	List Price
PBP12	12" Post	\$116.00
PBP24	24" Post	\$180.00
PBP36	36" Post	\$299.00



RECTANGULAR TRANSACTION TOP

Model #	Dimension	List Price
PBTR24	24"W x 12"D	\$136.00
PBTR30	30"W x 12"D	\$136.00
PBTR36	36"W x 12"D	\$170.00
PBTR42	42"W x 12"D	\$170.00
PBTR48	48"W x 12"D	\$180.00
PBTR60	60"W x 12"D	\$201.00
PBTR66	66"W x 12"D	\$211.00
PBTR71	71"W x 12"D	\$222.00



CORNER TRANSACTION TOP

Model #	Dimension	List Price
PBTC30L (Left)	30"W x 12"D	\$150.00
PBTC30R (Right)	30"W x 12"D	\$150.00
PBTC36L (Left)	36"W x 12"D	\$180.00
PBTC36R (Right)	36"W x 12"D	\$180.00
PBTC66L (Left)	66"W x 12"D	\$222.00
PBTC66R (Right)	66"W x 12"D	\$222.00
PBTC71L (Left)	71"W x 12"D	\$232.00
PBTC71R (Right)	71"W x 12"D	\$232.00

ACCESSORY OPTIONS



POWER MODULE

Table Mountable
Includes: 2 UL Power Outlets,
1 Dual USB Charger
OSF6000SI \$160.00



METAL CHANNEL

Under Table Mountable
Accommodates Modular
Electric System items
PLTPC18 (Black) \$62.00



CORD MANAGEMENT UNDER TABLE WIRE RACKS


PLTWTDOUBLE18 (Black)	
Double Tray 18"	\$95.00
PLTWTDOUBLE24 (Black)	
Double Tray 24"	\$150.00
PLTWTSSINGLE18 (Black)	
Single Tray 18"	\$63.00
PLTWTSSINGLE24 (Black)	
Single Tray 24"	\$95.00



DATA JACK

RJ11 Cat 3 Phone & RJ45
Cat 6 Data
(Use with PLTPC18)
ABLAB (Black) \$142.00

YOUR CHOICES OF PANEL MATERIAL



FRAMES & POSTS - COLORS IN STOCK:



TRANSACTION TOPS - FINISHES IN STOCK:



★ **NEW!** White

Maple

Honey

Cherry

Modern Walnut

Coastal Gray

Mahogany

Espresso

★ Gold Stars Indicate Product New for 2020.

Transaction Tops Finishes In Stock: **NEW!** White, Maple, Honey, Cherry, Modern Walnut, Coastal Gray, Mahogany & Espresso



SKU: TYPICAL OSB16

Total List: \$4,349.00

Excludes Seating & Accessories.

Overall Dimensions:

83"W x 89"D x 42"H

Borders II COLLECTION by OfficeSource® Pictured w/CoolMesh Collection

TYPICAL OSB16

MODEL #	QTY	DESCRIPTION	W x D x H	LIST PRICE
PL145	2	Reversible Return	47 x 24 x 29½	\$339.00 ea.
PL163	1	Corner Desk Shell	36 x 36 x 29½	\$595.00
PL166	1	Deluxe Full Pedestal - B/B/F	15½ x 22 x 28½	\$470.00
PL175	1	Deluxe Pedestal Full - F/F	15½ x 22 x 28½	\$483.00
PBP12	8	Posts	1¾ x 1¾ x 12	\$116.00 ea.
PB21224ACR	1	Acrylic Panel	24 x ¾ x 12	\$105.00
PB21236ACR	2	Acrylic Panels	36 x ¾ x 12	\$158.00 ea.
PB21248ACR	2	Acrylic Panels	48 x ¾ x 12	\$212.00 ea.
PBTR36	1	Rectangular Transaction Top	36 x 12 x 1	\$170.00
PBTR48	1	Rectangular Transaction Top	48 x 12 x 1	\$180.00

TYPICAL OSB08

MODEL #	QTY	DESCRIPTION	W x D x H	LIST PRICE
PB21236ACRVIS	8	Combo Fabric/Acrylic Panel	36 x ¾ x 12	\$158.00 ea.
PB21236MWB	4	White Board Panels	36 x ¾ x 12	\$180.00 ea.
PBP12	8	Posts	1¾ x 1¾ x 12	\$116.00 ea.
PBP24	8	Posts	1¾ x 1¾ x 24	\$180.00 ea.
PL182R	2	Credenza w/Corner Ext (Right)	71 x 24/36 x 29½	\$582.00 ea.
PL182L	2	Credenza w/Corner Ext (Left)	71 x 24/36 x 29½	\$582.00 ea.
PL192	4	Reversible Return	35 x 24 x 29½	\$253.00 ea.
PL166	4	Deluxe Full Pedestal - B/B/F	15½ x 22 x 28½	\$470.00 ea.

→ **SKU: TYPICAL OSB08**
Total List: \$9,572.00

Excludes Accessories.

Overall Dimensions: 142"W x 142"D x 54"H



Optional Cell Phone
Charging Grommet

**Borders Provides Privacy
Along With Collaborative
Work Space Solutions**





Borders II COLLECTION
by OfficeSource® Pictured w/CoolMesh Pro Collection

SKU: TYPICAL OSB18
Total List: \$6,674.00

Excludes Seating & Accessories.

Overall Dimensions:
108"W x 89"D x 42"H

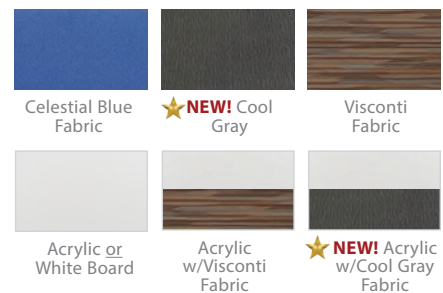
TYPICAL OSB18

MODEL #	QTY	DESCRIPTION	W x D x H	LIST PRICE
PL145	2	Reversible Return	47 x 24 x 29½	\$339.00 ea.
PL163	2	Corner Desk Shell	36 x 36 x 29½	\$595.00 ea.
PL195	1	Bridge	24 x 24 x 29½	\$212.00
PL166	1	Deluxe Full Pedestal - B/B/F	15½ x 22 x 28½	\$470.00
PL175	1	Deluxe Pedestal Full - F/F	15½ x 22 x 28½	\$483.00
PBP12	12	Posts	1¾ x 1¾ x 12	\$116.00 ea.
PB21224	1	Fabric Panel	24 x ¾ x 12	\$105.00
PB21236	4	Fabric Panel	36 x ¾ x 12	\$137.00 ea.
PB21248	2	Fabric Panel	48 x ¾ x 12	\$190.00 ea.
PBTR48	2	Rectangular Transaction Top	48 x 12 x 1	\$180.00 ea.
PBTR24	1	Rectangular Transaction Top	24 x 12 x 1	\$136.00
PBTC36L	2	Corner Transaction Top - Left	36 x 12 x 1	\$180.00 ea.
PBTC36R	2	Corner Transaction Top - Right	36 x 12 x 1	\$180.00 ea.

TYPICAL OSB09

MODEL #	QTY	DESCRIPTION	W x D x H	LIST PRICE
PB21236	3	Fabric Panels	36 x ¾ x 12	\$137.00 ea.
PB21236MWB	6	White Board Panels	36 x ¾ x 12	\$180.00 ea.
PBP12	6	Posts	1¾ x 1¾ x 12	\$116.00 ea.
PBP24	5	Posts	1¾ x 1¾ x 24	\$180.00 ea.
PL182R	1	Credenza w/Corner Ext (Right)	71 x 24/36 x 29½	\$582.00
PL182L	1	Credenza w/Corner Ext (Left)	71 x 24/36 x 29½	\$582.00
PL192	2	Reversible Return	35 x 24 x 29½	\$253.00 ea.
PL166	2	Deluxe Full Pedestal - B/B/F	15½ x 22 x 28½	\$470.00 ea.

YOUR CHOICES OF PANEL MATERIAL



SKU: TYPICAL OSB09
Total List: \$5,697.00

Excludes Accessories.

Overall Dimensions: 142"W x 71"D x 54"H

★ Gold Stars Indicate Product New for 2020.

Panel Fabric/Frame In Stock:

- Celestial Blue, Visconti & **NEW!** Cool Gray Fabric w/Silver Or Black Frame
- Acrylic w/Silver Or Black Frame
- Visconti or **NEW!** Cool Gray Fabric w/Acrylic Combo w/Silver Or Black Frame
- PBP12, PBP24 & PBP36 Posts Available In Both Silver Or Black

DESIGN YOUR OWN WITH OfficeSource®

The Borders II Collection is a modular desk mounted system that can be retrofitted to most OS Laminate Collection workstations in a manner that allows you to define your space the way you want. Create a stylish reception unit with the Borders II combined with OS Laminate Collection.



Fabric, Acrylic & White Board Panels Available With Silver Or Black Frames

→ **SKU: TYPICAL OSB04**
Total List: \$16,518.00

Excludes Seating, Reception Furniture & Accessories.

Overall Dimensions: 142"W x 77"D x 42"H

*Includes Transaction Top

TYPICAL OSB04

MODEL #	QTY	DESCRIPTION	W x D x H	LIST PRICE
PB21236ACRVIS	8	Combo Fabric/Acrylic Panel	36 x ¾ x 12	\$158.00 ea.
PBTR71	2	Rectangular Transaction Top	71 x 12 x 1	\$222.00 ea.
PBP12	14	Posts	1¾ x 1¾ x 12	\$116.00 ea.
PL182R	1	Credenza w/Corner Ext (Rt)	71 x 24/36 x 29½	\$582.00
PL182L	1	Credenza w/Corner Ext (Left)	71 x 24/36 x 29½	\$582.00
PL192	2	Reversible Return	35 x 24 x 29½	\$253.00 ea.
PL166	2	Deluxe Full Pedestal - B/B/F	15½ x 22 x 28½	\$470.00 ea.
PL183	4	Three Drawer Lateral File	35½ x 22 x 42	\$1,999.00 ea.
PL208OH	4	Open Hutch	36½ x 15 x 16½	\$380.00 ea.
PL445GD	4	Silver Framed Glass Doors	17 x ¾ x 15¾	\$265.00 ea.

TYPICAL OSB12

MODEL #	QTY	DESCRIPTION	W x D x H	LIST PRICE
PB21266ACRVIS	2	Combo Fabric/Acrylic Panel	66 x ¾ x 12	\$286.00 ea.
PBP12	3	Posts	1¾ x 1¾ x 12	\$116.00 ea.
PBTR66	1	Rectangular Transaction Top	66 x 12 x 1	\$211.00
PL181R	1	Credenza w/Corner Ext (Right)	66 x 24/36 x 29½	\$572.00
PL179	1	Reversible Return	30 x 24 x 29½	\$242.00
PL107	1	Hanging Pedestal - B/F	15½ x 22 x 19	\$339.00



↑ **SKU: TYPICAL OSB12**
Total List: \$2,284.00

Excludes Keyboards & Accessories.

Overall Dimensions: 72"W x 66"D x 42"H

*Includes Transaction Top



Approach View
TYPICAL OSB12

Panel Fabric/Frame In Stock:

- Celestial Blue, Visconti & **NEW!** Cool Gray Fabric w/Silver Or Black Frame
- Acrylic w/Silver Or Black Frame
- Visconti or **NEW!** Cool Gray Fabric w/Acrylic Combo w/Silver Or Black Frame
- PBP12, PBP24 & PBP36 Posts Available In Both Silver Or Black

The Borders II Collection is a modular desk mounted system that can be retrofitted to most OS Laminate Collection workstations in a manner that allows you to define your space the way you want. Create a stylish reception unit with the Borders II combined with OS Laminate Collection.



Optional Desk Mount Power

TYPICAL OSB10
Pictured in Espresso w/Silver Posts & Celestial Blue Fabric Panels



TYPICAL OSB10
Pictured in Honey w/Black Posts & Celestial Blue Fabric Panels



→ **SKU: TYPICAL OSB10**
TOTAL LIST: \$8,735.00
Excludes Keyboards & Accessories.
Overall Dimensions: 142"W x 95"D x 66"H

Please Refer To OS Laminate Pages For Non-Borders II Components
Refer To Borders Component Page For Complete Posting Listings

TYPICAL OSB10				
MODEL #	QTY	DESCRIPTION	W x D x H	LIST PRICE
PB21236	9	Fabric Panels	36 x ¾ x 12	\$137.00 ea.
PB21236ACR	6	Acrylic Panels	36 x ¾ x 12	\$158.00 ea.
PBP12	2	Posts	1¾ x 1¾ x 12	\$116.00 ea.
PBP24	1	Post	1¾ x 1¾ x 24	\$180.00
PBP36	8	Posts	1¾ x 1¾ x 36	\$299.00 ea.
PBTR36	1	Rectangular Transaction Top	36 x 12 x 1	\$170.00
PL182R	1	Credenza w/Corner Ext (Right)	71 x 24/36 x 29½	\$582.00
PL182L	1	Credenza w/Corner Ext (Left)	71 x 24/36 x 29½	\$582.00
PL192	2	Reversible Return	35 x 24 x 29½	\$253.00 ea.
PL166	2	Deluxe Full Pedestal - B/B/F	15½ x 22 x 28½	\$470.00 ea.
PL160	2	Corner Bookcase	24 x 24 x 29½	\$485.00 ea.

← **SKU: TYPICAL OSB14**
Total List: \$3,213.00
Excludes Accessories.
Overall Dimensions: 77"W x 77"D x 42"H*
*Includes Transaction Top



★ Gold Stars Indicate Product New for 2020.

TYPICAL OSB14				
MODEL #	QTY	DESCRIPTION	W x D x H	LIST PRICE
PB21236ACRVIS	4	Combo Fabric/Acrylic Panel	36 x ¾ x 12	\$158.00 ea.
PBTC71L	1	Corner Transaction Top (Left)	71 x 12 x 1	\$232.00
PBTC71R	1	Corner Transaction Top (Right)	71 x 12 x 1	\$232.00
PBP12	7	Posts	1¾ x 1¾ x 12	\$116.00 ea.
PL182R	1	Credenza w/Corner Ext (Right)	71 x 24/36 x 29½	\$582.00
PL192	1	Reversible Return	35 x 24 x 29½	\$253.00
PL166	1	Deluxe Full Pedestal - B/B/F	15½ x 22 x 28½	\$470.00

YOUR CHOICES OF PANEL MATERIAL



Panel Fabric/Frame In Stock:

- Celestial Blue, Visconti & **NEW!** Cool Gray Fabric w/Silver Or Black Frame
- Acrylic w/Silver Or Black Frame
- Visconti or **NEW!** Cool Gray Fabric w/Acrylic Combo w/Silver Or Black Frame
- PBP12, PBP24 & PBP36 Posts Available In Both Silver Or Black



Borders II COLLECTION by OfficeSource®

Pictured w/CoolMesh Pro Collection & Draper Collection

TYPICAL OSB19

MODEL #	QTY	DESCRIPTION	W x D x H	LIST PRICE
PL163	2	Corner Desk Shell	36 x 36 x 29½	\$595.00 ea.
PL145	2	Reversible Return	47 x 24 x 29	\$339.00 ea.
PL195	1	Bridge	24 x 24 x 29½	\$212.00
PL166	1	Deluxe Full Pedestal - B/B/F	15½ x 22 x 28½	\$470.00
PL112	1	Two Drawer Lateral File	35½ x 22 x 29½	\$845.00
PBP12	12	Posts	1¾ x 1¾ x 12	\$116.00 ea.
PB21236ACR	4	Acrylic Panel	36 x ¾ x 12	\$158.00 ea.
PB21224ACR	1	Acrylic Panel	24 x ¾ x 12	\$105.00
PB21248ACR	2	Acrylic Panels	48 x ¾ x 12	\$212.00 ea.
PBTR36	1	Rectangular Transaction Top	36 x 12 x 1	\$170.00
PBTR48	1	Rectangular Transaction Top	48 x 12 x 1	\$180.00

TYPICAL OSB20

MODEL #	QTY	DESCRIPTION	W x D x H	LIST PRICE
PL105	1	Desk Shell	71 x 30 x 29½	\$495.00
PL145	1	Reversible Return	47 x 24 x 29	\$339.00
PL166	1	Deluxe Full Pedestal - B/B/F	15½ x 22 x 28½	\$470.00
PBTC30R	1	Corner Transaction Top (Right)	30 x 12 x 1	\$150.00
PBTR48	1	Rectangular Transaction Top	48 x 12 x 1	\$180.00
PBTC71L	1	Corner Transaction Top (Left)	71 x 12 x 1	\$232.00
PBP12	6	Posts	1¾ x 1¾ x 12	\$116.00 ea.
PB21271	1	Fabric Panel	71 x ¾ x 12	\$286.00
PB21230	2	Fabric Panel	30 x ¾ x 12	\$115.00 ea.
PB21248	1	Fabric Panel	48 x ¾ x 12	\$190.00

↑ **SKU: TYPICAL OSB19** ★ **NEW!**
Total List: \$6,298.00 TYPICAL


Excludes Seating & Accessories.
Overall Dimensions: 101"W X 83"D X 42½"H

**Borders Provides
Privacy Along With
Collaborative Work
Space Solutions**

→ **SKU: TYPICAL OSB20** ★ **NEW!**
Total List: \$3,268.00 TYPICAL

Excludes Accessories.
Overall Dimensions: 77"W X 83½"D X 42½"H

YOUR CHOICES OF PANEL MATERIAL



Pictured w/CoolMesh Pro Collection

★ Gold Stars Indicate Product New for 2020.

MODULAR ELECTRIC SYSTEMS

HOW TO ORDER:


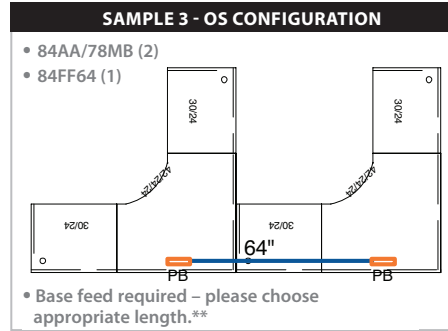
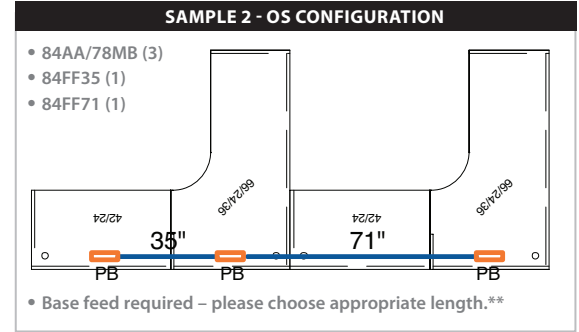
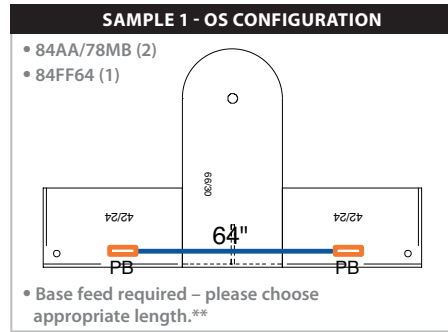
1. Determine the configurations that need powered and electrical load requirements.
2. Choose **Base Feed**.**
3. Establish placement of **Power Blocks**.
4. Identify **Receptacles** per power block.
5. To figure harness length, take the center of the item, where the power blocks are to be placed, plus the length of any items the harness needs to pass under. Subtract 7" and use the next larger size harness, unless measurement is exactly the size of a harness.

For Example:

Sample #1 the power blocks are centered in the 42" returns, so half the return size is 21" for each return (21" + 21") plus 30" depth of the peninsula, minus 7".

$(21" + 21" + 30" - 7" = 65" \text{ harness length})$

6. Determine needed accessories.



BASE FEED

84SB272 - 6' Length
84SB2144 - 12' Length

Note: 8 Wire, 4 Circuit System.
Must be hardwired by a Licensed Electrician.

HARNESS

Available Lengths - 17" to 95"

POWER BLOCK 84AA/78MB*
84S1BL150, 84S2BL150, 84S4BL150

Power Block Does Not Include The Receptacles Pictured.

BLOCK IS TWO SIDED. MOUNTING BRACKET INCLUDED.

CHANNEL & DATA JACK

METAL J CHANNEL
SKU: PLTPC18 (Black)

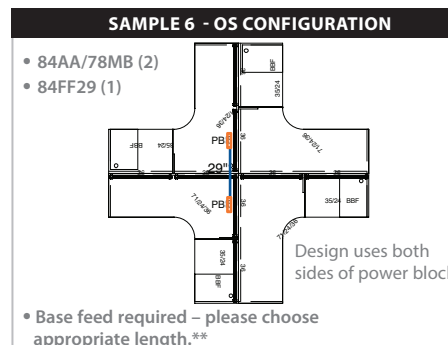
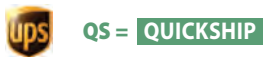
- Under Table Mountable
- Accommodates Modular Electric System Items

DATA JACK
(Use with PLTPC18)
SKU: ABLAB (Black)

MODEL #	DESCRIPTION	LIST PRICE	MODEL #	DESCRIPTION	LIST PRICE
84SB272	72" Multi Circuit Hardwire Whip	\$217.00	QS84FF17	Harness - 17"	\$142.00
QS8420AP1	72" Single Circuit Whip w/20 AMP Plug	\$325.00	QS84FF23	Harness - 23"	\$152.00
QS84SB2144	12' Base Feed (Extra Long)	\$346.00	QS84FF29	Harness - 29"	\$163.00
ABLAB	Data Jack - RJ11 Cat 3 Phone & RJ45 Cat 6 Data (Use with PLTPC18)	\$142.00	QS84FF35	Harness - 35"	\$173.00
84AA/78MB	Power Block*	\$77.00	84FF41	Harness - 41"	\$190.00
84S1BL150	Receptacle 1	\$24.00	QS84FF47	Harness - 47"	\$195.00
84S2BL150	Receptacle 2	\$24.00	84FF53	Harness - 53"	\$206.00
84S4BL150	Receptacle 4	\$24.00	84FF59	Harness - 59"	\$217.00
84SIGOR150	Isolated Receptacle 3***	\$28.00	QS84FF64	Harness - 64"	\$228.00
QS8SR	Receptacle Removal Tool	\$12.00	84FF71	Harness - 71"	\$238.00
PLTPC18	Metal Channel (Under Table Mountable)	\$62.00	QS84FF77	Harness - 77"	\$250.00
			QS84FF83	Harness - 83"	\$260.00
			QS84FF89	Harness - 89"	\$271.00
			QS84FF95	Harness - 95"	\$281.00

*Mounting bracket included.
**Base feed r equired.
*** Isolated receptacles are to protect electronic equipment from electromagnetic noise.
****When adding electric to the Dual HAT all harnesses need the next larger size.
Please Note: In Some Configurations The Power Block Will Not Be Centered.

Can Be Retrofitted Into New & Existing Furniture



METAL J CHANNEL

For mounting power and data to the underside of a table or to a modesty panel. They are modular and versatile and provide power, data and wire management in a single package. J-Channels can be outfitted with our Electri-Pak wiring systems including our 8 wire, 3 circuit or 8 wire, and 4 circuit systems. Configurations are available in a variety of lengths and can accommodate a wide range of power receptacles in both single circuit and multi-circuit configurations.



A separate channel is provided for housing the telecom plate and keeps the data wires separated from the power cables. Interconnecting cables and power in-feeds are available in a variety of lengths. Power feeds, interconnecting cables and telecom plates are purchased separately.





BASE STYLE 3
"T" STYLE LEG

Pictured w/Variant Privacy Screens & Triumph Collection

OS TRAINING TABLES by OfficeSource®
YOUR TABLE, YOUR WAY!
BUILD YOUR CUSTOM TABLE...

Training Tables by OfficeSource® provide convenience and flexibility to any workstation, whether it be in a work environment or a classroom. These Training Tables by OfficeSource® feature 6 base options, 3 table top shapes, and 8 finishes giving you the ability to configure them your way! Not only are these tables super customizable, but they also have such a simple yet sophisticated style to them that they can match any space.

Rectangular & 120 Degree Table Top Finishes In Stock: Cherry, Mahogany, Honey, Maple, Espresso, Modern Walnut, Coastal Gray & White

SIX BASE OPTIONS



Improved Folding Lever



Flip Top, Nesting



BASE STYLE 1
FLIP TOP, NESTING

Pictured w/CoolMesh Collection



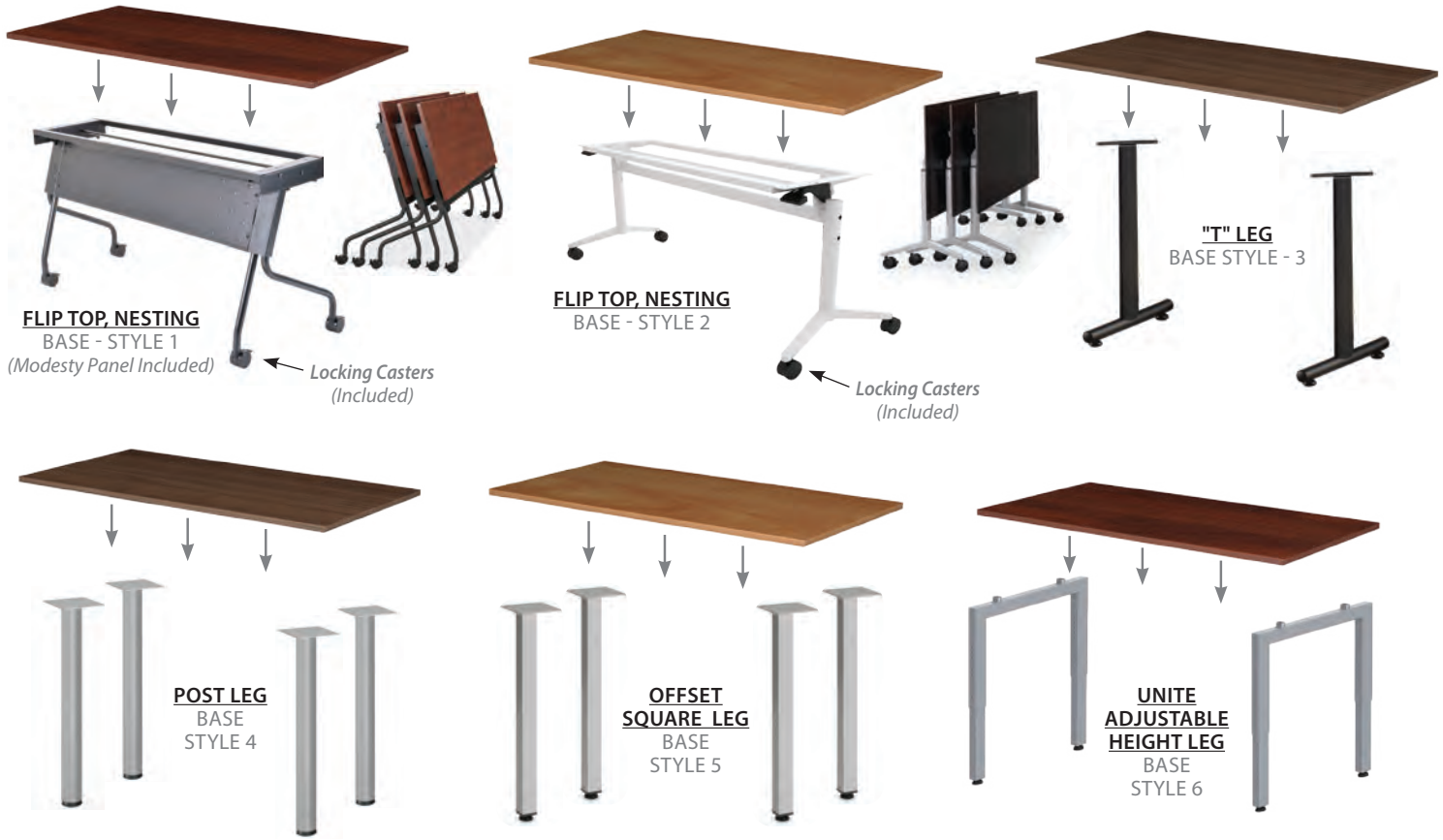
BASE STYLE 5
OFFSET SQUARE LEG

Pictured w/Julop Collection

THREE TOP SHAPES + SEVERAL TOP SIZES + EIGHT TOP FINISHES

CONFIGURE YOUR WAY!

CUSTOM BUILD YOUR TRAINING OR MULTI-PURPOSE TABLE BY COMBINING TABLE TOPS AND BASES!




1 CHOOSE BASE STYLE & FINISH
- 6 TO CHOOSE FROM


1. Flip Top + Nesting Base - Style 1 - (Silver, Black)
2. Flip Top + Nesting Base - Style 2 - (Silver, White, Black)
3. "T" Leg Base - Style 3 - (Black)
4. Post Leg Base - Style 4 - (Black, Silver)
5. Offset Square Leg Base - Style 5 - (Black, Silver)
6. Unite Adj. Height Leg Base - Style 6 - (Matte Black, Silver)

2 CHOOSE A TOP STYLE
- 3 TO CHOOSE FROM IN VARIOUS SIZES

1. Rectangular - Square Edge (Compatible w/All Bases)
2. Rectangular - Beveled Edge (Not Compatible w/Style 6)
3. 120 Degree - (Compatible w/T & Post Legs)




3 ACCESSORIZE
- WITH MODESTY PANEL, GANGING HARDWARE, LOCKING CASTERS ON SELECT BASES



Add Optional Modesty Panel

FINISHES IN STOCK:



Beveled Edge Finishes In Stock: Coastal Gray, Espresso, Modern Walnut only



Flip Top, Nesting - Style 1
w/Cherry Rectangular Top



Flip Top, Nesting - Style 2
w/Modern Walnut, Beveled Edge
Rectangular Top




"T" Leg Base - Style 3
w/Maple Rectangular Top &
Black Screen Modesty Panel


1 CHOOSE BASE STYLE



**FLIP TOP, NESTING
BASE - STYLE 1**
(Modesty Panel Included)
Finishes In Stock:
Black & Silver



**POST LEG
BASE - STYLE 4**
Finishes In Stock:
Black & Silver



**OFFSET
SQUARE LEG
BASE - STYLE 5**
Finishes In Stock:
Silver & Black



"Leveling Capable"
Dual Wheel Casters



**FLIP TOP, NESTING
BASE - STYLE 2**
Finishes In Stock:
White, Silver & Black



**"T" LEG
BASE - STYLE 3**

Finish In Stock:
Black

Optional Casters
Available for "T" Leg



**UNITE
ADJUSTABLE
HEIGHT LEG
BASE - STYLE 6**

Finishes In Stock:
Silver & Matte Black

OPTIONAL CASTERS
For Unite Adj. Height Base
PLTULEGCASTERS
List: \$47.00

FLIP TOP, NESTING BASE - (STYLE 1)

MODEL #	LIST PRICE
PBF48 (For PLT2448 Top only)	\$390.00 ea.
PBF60 (For PLT2460 Top only)	\$442.00 ea.
PBF72 (For PLT2472 Top only)	\$475.00 ea.

FLIP TOP, NESTING BASE - (STYLE 2)

MODEL #	LIST PRICE
PTLF60 (For 60"W Table Tops)	\$585.00 ea.
PTLF72 (For 72"W Table Tops)	\$620.00 ea.

"T" LEG BASE - (STYLE 3)

MODEL #	LIST PRICE
PLTLEG24 (For 24"D Table Tops)	\$232.00 ea.
PLTLEG30 (For 30"D Table Tops)	\$252.00 ea.

POST LEG BASE - (STYLE 4)

MODEL #	LIST PRICE
PLTLEGPBLK (For All Table Tops)	\$103.00 ea.
PLTLEGPSI (For All Table Tops)	\$103.00 ea.

OFFSET SQUARE LEG BASE - (STYLE 5)

MODEL #	LIST PRICE
PLTSQPOSTLEG (For All Table Tops)	\$180.00 ea.

**UNITE ADJ. HEIGHT LEG BASE - (STYLE 6)
- 24 - 28½"H**

LEG BASES	LIST PRICE
PLTULEG2485H (For 24"D Tops)	\$257.00
PLTULEG3085H (For 30"D Tops)	\$309.00

***Please Note:** Tops 60" Or Larger Require The Purchase Of A Stiffener Bar When Using Base Style 3, 4 & 5, (PLT60MS Or PLT72MS).

OPTIONAL TRAINING TABLE ACCESSORIES

TABLE HARDWARE & CASTERS

MODEL #	DESCRIPTION	LIST PRICE
*PLT60MS	60" Stiffener Support (For Tops 60" or larger stiffener required for Leg Style 3, 4, 5)	\$42.00
*PLT72MS	72" Stiffener Support (For Tops 72" stiffener required for Leg Style 3, 4, 5)	\$52.00
PLTFB	Flat Bracket	\$21.00
PLTGC	Ganging Hardware	\$52.00
PLTTS	Thumb Screws (Pkg of 4)	\$21.00
**PLTCS	Locking Casters (Set of 2)	\$41.00


**PLTCS casters only fit PLTLEG24 & PLTLEG30.



PERFORATED MODESTY PANEL
(All Panels -15"H)
(For "T", Post & Square Leg Bases.)

MODEL #	LIST PRICE
MMP1841 (For 48"W Table Tops)	\$113.00
MMP1853 (For 60"W Table Tops)	\$133.00
MMP1865 (For 72"W Table Tops)	\$154.00

Finishes In Stock: White, Silver & Black



MODESTY PANEL

(All Panels - 10¼"H)
(For Flip Top Nesting Table Bases - Style 2)

MODEL #	LIST PRICE
PTLFMOD60 (For 60"W Table Tops)	\$95.00
PTLFMOD72 (For 72"W Table Tops)	\$105.00

Finishes In Stock: White, Silver & Black



Adjustable
24-28 1/2"H

Pictured w/ Julep Collection

OS TRAINING TABLES by OfficeSource®

COMPONENTS

2 CHOOSE WORK SURFACE STYLE, SIZE & SHAPE



RECTANGULAR TOPS

MODEL #	DIMENSION	LIST PRICE
PLT2436	36"W x 24"D	\$212.00
PLT2442	42"W x 24"D	\$232.00
PLT2448	48"W x 24"D	\$243.00
PLT2460	60"W x 24"D	\$273.00
PLT2466	66"W x 24"D	\$299.00
PLT2472	72"W x 24"D	\$299.00
PLT3048	48"W x 30"D	\$265.00
PLT3060	60"W x 30"D	\$329.00
PLT3066	66"W x 30"D	\$350.00
PLT3072	72"W x 30"D	\$350.00
PLT3672	72"W x 36"D	\$425.00

Please Note: Tops 60" Or Larger Require The Purchase Of A Stiffener Bar (PLT60MS Or PLT72MS), Unless Desk Beam Is Used.

RECTANGULAR "BEVELED EDGE" TOPS*

MODEL #	DIMENSION	LIST PRICE
PLBE2460	60"W x 24"D	\$329.00
PLBE2472	72"W x 24"D	\$370.00
PLBE3060	60"W x 30"D	\$390.00
PLBE3072	72"W x 30"D	\$422.00

*Does Not Work With Unite Bases

Beveled Edge Finishes In Stock: Modern Walnut, Coastal Gray, Espresso Only



120 DEGREE TOP

MODEL #	DIMENSION	LIST PRICE
PLT120D2436	62 1/4"W x 38 3/4"D	\$425.00

OPTIONAL ACCESSORY HOOK



WORK SURFACE ACCESSORY HOOK

• Slides on work surface top
SKU: PLTBH (Silver or Black) ★
List: \$29.00 ea.

★ Gold Stars Indicate Product New for 2020.


FINISHES IN STOCK - RECTANGULAR & 120 DEGREE TOPS:





BASE STYLE 1
FLIP TOP/NESTING

Pictured w/Triumph Collection



SKU: TYPICAL OST13
Total List: \$4,644.00



Excludes Seating & Accessories.
Overall Dimensions: 144"W x 168"D x 29½"H

TYPICAL OST13

MODEL #	QTY	DESCRIPTION	W x D x H	LIST PRICE
PLT2472	6	Rectangular Top	72 x 24 x 1	\$299.00 ea.
PBF72	6	Flip Top, Nesting Base	63¼ x 20½ x 28½	\$475.00 ea.



SKU: TYPICAL OST14
Total List: \$4,290.00

Excludes Seating & Accessories.
Individual Table Dimensions: 60"W x 24"D x 29½"H

TYPICAL OST14

MODEL #	QTY	DESCRIPTION	W x D x H	LIST PRICE
PLT2460	6	Rectangular Top	60 x 24 x 1	\$273.00 ea.
PBF60	6	Flip Top, Nesting Base	51¼ x 20½ x 28½	\$442.00 ea.



SKU: TYPICAL OST03
Total List: \$2,532.00

Excludes Seating & Accessories.
Individual Table Dimensions: 48"W x 24"D x 29½"H

TYPICAL OST03

MODEL #	QTY	DESCRIPTION	W x D x H	LIST PRICE
PLT2448	4	Rectangular Top	48 x 24 x 1	\$243.00 ea.
PBF48	4	Flip Top, Nesting Base	37½ x 20½ x 28½	\$390.00 ea.



Pictured w/CoolMesh Pro Collection

BASE STYLE 2 FLIP TOP/NESTING

ADJUSTABLE CASTERS



SKU: TYPICAL OST15
Total List: \$5,631.00

Excludes Seating & Accessories.

Individual Table Dimensions: 60"W x 30"D x 29½"H



TYPICAL OST15

MODEL #	QTY	DESCRIPTION	W x D x H	LIST PRICE
PLT3060	5	Rectangular Top	60 x 30 x 1	\$329.00 ea.
PTLF60	5	Flip Top, Nesting Base	45¾ x 22¾ x 28½	\$585.00 ea.
MWB3366SI	1	Magnetic Mobile White Board	36¼ x 25 x 65½	\$1,061.00



SKU: TYPICAL OST16
Total List: \$4,717.00

Excludes Seating & Accessories.

Individual Table Dimensions: 60"W x 30"D x 29½"H

TYPICAL OST16

MODEL #	QTY	DESCRIPTION	W x D x H	LIST PRICE
PLT3060	4	Rectangular Top	60 x 30 x 1	\$329.00 ea.
PTLF60	4	Flip Top, Nesting Base	45¾ x 22¾ x 28½	\$585.00 ea.
MWB3366SI	1	Magnetic Mobile White Board	36¼ x 25 x 65½	\$1,061.00



SKU: TYPICAL OST06
Total List: \$5,045.00

Excludes Seating & Accessories.

Individual Table Dimensions: 60"W x 30"D x 29½"H

TYPICAL OST06

MODEL #	QTY	DESCRIPTION	W x D x H	LIST PRICE
PLT3060	5	Rectangular Top	60 x 30 x 1	\$329.00 ea.
PTLF60	5	Flip Top, Nesting Base	45¾ x 22¾ x 28½	\$585.00 ea.
PTLFMOD60	5	Modesty Panel	44¼ x 2¼ x 10¼	\$95.00 ea.





BASE STYLE 3
"T" POST LEG STYLE

Pictured w/CoolMesh Pro Collection

OS TRAINING TABLES
by OfficeSource®



Add Convenient Power To Your Training Room With The Multi-Power Station



SKU: TYPICAL OST17

Total List: \$5,436.00

Excludes Seating & Accessories.

Overall Dimensions: 180"W x 90"D x 29½"H

TYPICAL OST17

MODEL #	QTY	DESCRIPTION	W x D x H	LIST PRICE
PLT3060	5	Rectangular Table Top	60 x 30 x 1	\$329.00 ea.
PLTLEG30	10	"T" Table Base	26 x 7¾ x 28½	\$252.00 ea.
PLT60MS	5	Stiffener Support	48 x 2¼ x 1	\$42.00 ea.
MWB3366SI	1	Magnetic Mobile White Board	36¼ x 25 x 65½	\$1,061.00



SKU: TYPICAL OST18

Total List: \$6,172.00

Excludes Seating & Accessories.

Individual Table Dimensions: 192"W x 60"D x 29½"H

TYPICAL OST18

MODEL #	QTY	DESCRIPTION	W x D x H	LIST PRICE
PLT3048	8	Rectangular Table Top	48 x 30 x 1	\$265.00 ea.
PLT2460	2	Rectangular Table Top	60 x 24 x 1	\$273.00 ea.
PLTLEG30	12	"T" Table Base	26 x 7¾ x 28½	\$252.00 ea.
PLTLEG24	4	"T" Table Base	21 x 7¾ x 28½	\$232.00 ea.
PLT60MS	2	Stiffener Support	48 x 2¼ x 1	\$42.00 ea.



SKU: TYPICAL OST19

Total List: \$7,336.00

Excludes Seating & Accessories.

Individual Table Dimensions: 48"W x 30"D x 29½"H

TYPICAL OST19

MODEL #	QTY	DESCRIPTION	W x D x H	LIST PRICE
PLT3048	8	Rectangular Table Top	48 x 30 x 1	\$265.00 ea.
PLTLEG30	16	"T" Table Base	26 x 7¾ x 28½	\$252.00 ea.
PLTAP1542S	4	Acrylic Screen	42 x ¼ x 15	\$206.00 ea.
PLTSBUDMDUAL	4	Desk Mount Screen Brackets	(Set of 2)	\$90.00 ea.



BASE STYLE 3
"T" POST LEG STYLE

*Pictured w/Variant Privacy Screens
& Franklin Collection*

OS TRAINING TABLES
by OfficeSource®



BASE STYLE 4
POST LEG STYLE



BASE STYLE 5
OFFSET SQUARE LEG STYLE

↑ **SKU: TYPICAL OST20**
Total List: \$8,814.00

Excludes Seating & Accessories.

Individual Table Dimensions: 48"W x 30"D x 29½"H

TYPICAL OST20

MODEL #	QTY	DESCRIPTION	W x D x H	LIST PRICE
PLT3060	10	Rectangular Table Top	60 x 30 x 1	\$329.00 ea.
PLTLEG30	12	"T" Table Base	26 x 7¾ x 28½	\$252.00 ea.
PLTAP1530S	8	Acrylic Screen	30 x ¼ x 15	\$170.00 ea.
PLT60MS	10	Stiffener Support	48 x 2¼ x 1	\$42.00 ea.
PLTSBUDMDUAL	8	Dual Mount Screen Bracket	(Set of 2)	\$90.00 ea.

← **SKU: TYPICAL OST07**
Total List: \$3,256.00

Excludes Seating & Accessories.

Individual Table Dimensions: 72"W x 30"D x 29½"H

TYPICAL OST07

MODEL #	QTY	DESCRIPTION	W x D x H	LIST PRICE
PLT3072	4	Rectangular Top	72 x 30 x 1	\$350.00 ea.
PLTLEGPSI	16	Post Table Leg	2½ Dia x 28½	\$103.00 ea.
PLT72MS	4	Stiffener Support	60¾ x 2¼ x 1	\$52.00 ea.

← **SKU: TYPICAL OST08**
Total List: \$4,364.00

Excludes Seating & Accessories.

Individual Table Dimensions: 60"W x 30"D x 29½"H

TYPICAL OST08

MODEL #	QTY	DESCRIPTION	W x D x H	LIST PRICE
PLT3060	4	Rectangular Top	60 x 30 x 1	\$329.00 ea.
PLTSQPOSTLEG	16	Offset Square Legs	2 x 2 x 28½	\$180.00 ea.
PLT60MS	4	Stiffener Support	48 x 2¼ x 1	\$42.00 ea.



(1) PL137 - 10' Table
Pictured w/Chelsea Collection

OS CONFERENCE TABLES
- RACETRACK TOPS
by OfficeSource®

RACETRACK CONFERENCE TABLE W/SLAB BASE

MODEL #	LENGTH	DIMENSION	LIST PRICE
PL135	6' Table Length	71"W x 35"D x 29½"H	\$555.00
PL136	8' Table Length	95"W x 44"D x 29½"H	\$984.00
PL137*	10' Table Length	120"W x 47¼"D x 29½"H	\$1,561.00
PL138*	12' Table Length	144"W x 47¼"D x 29½"H	\$2,131.00

*Two Piece Tops, Two Grommets

RACETRACK CONFERENCE TABLE W/ELLIPTICAL BASE**

MODEL #	LENGTH	DIMENSION	LIST PRICE
PLELP136	8' Table Length	95"W x 44"D x 29½"H	\$1,634.00
PLELP137*	10' Table Length	120"W x 47¼"D x 29½"H	\$2,211.00
PLELP138*	12' Table Length	144"W x 47¼"D x 29½"H	\$3,126.00

**Cherry, Mahogany, Honey, And Maple Come Standard With Black Trim Legs, While Espresso, Modern Walnut, White & Coastal Gray Come Standard With Silver.

Please Note: Wire Grommets Standard On All Tables.

PRESENTATION BOARD

SKU: PL100
48"W x 48"H
List: \$929.00
(Not Pictured)


POWER GROMMET INSERT



OPTIONAL POWER INSERT

SKU: PLTBPOWER
• 2 Power outlets
• 1 Data outlet; 1 phone outlet
• 1 USB port; 1 HDMI port
• 8' Power cord
Colors: BLK Black or SI Silver
List: \$545.00

FINISHES IN STOCK:



Two-Tone Option Available



STORAGE BUFFET - 36"H

SKU: PL172

• One small drawer & two doors
• Doors have locks
35½"W x 22"D x 37¼"H
List: \$1,149.00

FULLY ASSEMBLED



Optional 5 Outlet + 4 USB Charging Disc

OS CONFERENCE TABLES - RACETRACK EXPANDABLE TOPS by OfficeSource®



Expandable Tables
Two-Tone Option Available

(1) PLC14 - 14' Table
Pictured w/CoolMesh Collection



Racetrack With
Elliptical Base

*Pictured w/Optional Silver Power Grommet Insert

RACETRACK CONFERENCE TABLE W/SLAB BASE - 47¼"D X 29-1/2"H

MODEL #	LENGTH	LIST PRICE
PL137*	10' Length	\$1,561.00
PL138*	12' Length	\$2,131.00
PLC14	14' Length	\$2,647.00
PLC16	16' Length	\$3,037.00
PLC18	18' Length	\$3,553.00
PLC20	20' Length	\$3,943.00
PLC22	22' Length	\$4,459.00
PLC24	24' Length	\$4,849.00
PLC26	26' Length	\$5,365.00
PLC28	28' Length	\$5,755.00
PLC30	30' Length	\$6,271.00

*Two Piece Tops, Two Grommets

**Cherry, Mahogany, Honey, & Maple Come Standard With Black Trim Legs, While Espresso, Modern Walnut, White & Coastal Gray Come Standard With Silver.


RACETRACK CONFERENCE TABLE W/ELLIPTICAL BASE** - 47¼"D X 29-1/2"H

MODEL #	LENGTH	LIST PRICE
PLELP137*	10' Length	\$2,211.00
PLELP138*	12' Length	\$3,126.00
PLCEL14	14' Length	\$4,157.00
PLCEL16	16' Length	\$4,547.00
PLCEL18	18' Length	\$5,578.00
PLCEL20	20' Length	\$5,968.00
PLCEL22	22' Length	\$6,999.00
PLCEL24	24' Length	\$7,389.00
PLCEL26	26' Length	\$8,420.00
PLCEL28	28' Length	\$8,810.00
PLCEL30	30' Length	\$9,841.00

FINISHES IN STOCK:



Cherry



Espresso



Mahogany



Honey




Maple



Modern Walnut

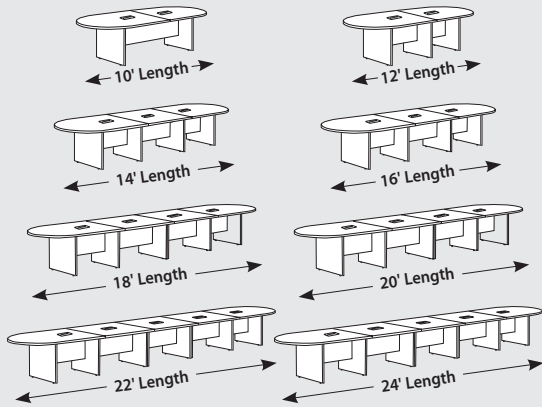


Coastal Gray



White

SAMPLE OF TABLE SIZES




Additional Sizes Available Call For Details.

Please Note: Wire Grommets Standard On All Tables.



Some items in this collection
come ready-to-assemble.



Pictured (1) PLC20 - 20' Table

POWER GROMMET INSERT



OPTIONAL POWER INSERT SKU: PLTBPOWER

- 2 Power outlets; 1 data outlet
- 1 Phone; 1 USB port; 1 HDMI port
- 8' Power cord

Colors: BLK Black or SI Silver
List: \$545.00



OS CONFERENCE TABLES
- BOAT SHAPED TOPS
by OfficeSource® *Pictured w/CoolMesh Collection*

SKU: OSCONFERENCE2
Total List: \$1,913.00

Includes: (1) PL236, (1) PL100
Excludes Seating & Power Insert.

BOAT SHAPE CONFERENCE TABLE W/SLAB BASE

MODEL #	LENGTH	DIMENSION	LIST PRICE
PL235	6' Table Length	72"W x 20/35"D x 29½"H	\$555.00
PL236	8' Table Length	95"W x 28/44"D x 29½"H	\$984.00
PL237*	10' Table Length	120"W x 32/47¼"D x 29½"H	\$1,561.00
PL238*	12' Table Length	144"W x 32/47¼"D x 29½"H	\$2,131.00

*Two Piece Tops, Two Grommets

BOAT SHAPE CONFERENCE TABLE W/ELLIPTICAL BASE**

MODEL #	LENGTH	DIMENSION	LIST PRICE
PLELP236	8' Table Length	95"W x 28/44"D x 29½"H	\$1,634.00
PLELP237*	10' Table Length	120"W x 32/47¼"D x 29½"H	\$2,211.00
PLELP238*	12' Table Length	144"W x 32/47¼"D x 29½"H	\$3,126.00

**Cherry, Mahogany, Honey, And Maple Come Standard With Black Trim Legs, While Espresso, Modern Walnut, White & Coastal Gray Come Standard With Silver.

PRESENTATION BOARD

SKU: PL100
48"W x 48"H
List: \$929.00



4 SIDED MOBILE POWER TOWER
SKU: OSF8000SI

- Per side: 2 electrical sockets; 2 USB jacks; on/off switch
 - 14' Power cord
- List: \$1,052.00



Please Note: Wire Grommets Standard On All Tables.

Elliptical Base



Ready to Assemble Some items in this collection come ready-to-assemble.

Finishes In Stock: Cherry, Mahogany, Honey, Maple, Espresso, Modern Walnut, White & Coastal Gray

POWER GROMMET INSERT



Open



Closed

OPTIONAL POWER INSERT
SKU: PLTBPOWER

- 2 Power outlets
 - 1 Data outlet; 1 phone outlet
 - 1 USB port; 1 HDMI port
 - 8' Power cord
- Colors: BLK Black or SI Silver**
List: \$545.00

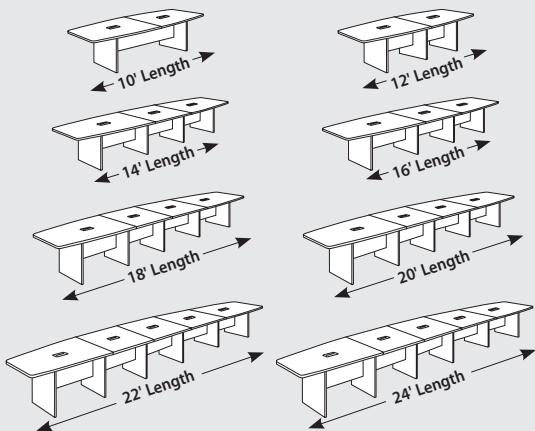
Expandable Tables
Two-Tone Option Available



OS CONFERENCE TABLES
- BOAT SHAPED EXPANDABLE TOPS
by OfficeSource®

PLCBELP20, 20' Table
w/Elliptical Base
Pictured w/Franklin, Bleecker & Integrate Collections

SAMPLE OF TABLE SIZES



Additional Sizes Available Call For Details.

**BOAT SHAPED CONFERENCE TABLE
W/SLAB BASE - 47¼"D X 29-1/2"H**

MODEL #	LENGTH	LIST PRICE
PL237*	10' Length	\$1,561.00
PL238*	12' Length	\$2,131.00
PLCB14	14' Length	\$2,647.00
PLCB16	16' Length	\$3,037.00
PLCB18	18' Length	\$3,553.00
PLCB20	20' Length	\$3,943.00
PLCB22	22' Length	\$4,459.00
PLCB24	24' Length	\$4,849.00
PLCB26	26' Length	\$5,365.00
PLCB28	28' Length	\$5,755.00
PLCB30	30' Length	\$6,271.00



*Two Piece Tops, Two Grommets

**Cherry, Mahogany, Honey, & Maple Come Standard With Black Trim Legs, While Espresso, Modern Walnut, White & Coastal Gray Come Standard With Silver.

**BOAT SHAPED CONFERENCE TABLE
W/ELLIPTICAL BASE - 47¼"D X 29-1/2"H**

MODEL #	LENGTH	LIST PRICE
PLELP237*	10' Length	\$2,211.00
PLELP238*	12' Length	\$3,126.00
PLCBELP14	14' Length	\$4,157.00
PLCBELP16	16' Length	\$4,547.00
PLCBELP18	18' Length	\$5,578.00
PLCBELP20	20' Length	\$5,968.00
PLCBELP22	22' Length	\$6,999.00
PLCBELP24	24' Length	\$7,389.00
PLCBELP26	26' Length	\$8,420.00
PLCBELP28	28' Length	\$8,810.00
PLCBELP30	30' Length	\$9,841.00

**FINISHES
IN STOCK:**



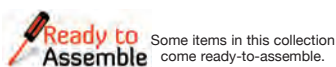
Please Note: Wire Grommets Standard On All Tables.

**OPTIONAL POWER INSERT
SKU: PLTBPOWER**

- 2 Power outlets; 1 data outlet
- 1 Phone; 1 USB port; 1 HDMI port
- 8" Power cord

Colors: BLK Black or SI Silver
List: \$545.00

POWER GROMMET INSERT



Some items in this collection come ready-to-assemble.



Conference/Multi-Purpose Tables *by OfficeSource®* **DESIGN YOUR OWN WITH OfficeSource®**

A well designed meeting room can facilitate great discussions, idea generation, productive meetings, and even just a place to relax. The perfect conference table can help create a professional environment when interacting with clients or customers. The perfect multi-purpose table can create an atmosphere for collaboration and to enjoy a break or a meal.

1 CHOOSE BASE STYLE & FINISH - SEVERAL BASES TO CHOOSE FROM

1. **NEW!** Cube or X Style Laminate Base - (8 Finishes)
2. **NEW!** Oblique Style "Wood" Base - (Natural, Modern Walnut, Coastal Gray)
3. Oblique Style "Metal" Base - (Silver & Black)
4. Unite Style Base - 28½" - (Silver & Black)
5. Unite Style Base - 41" - (Silver)
6. **NEW!** Beveled Leg Base - (Silver & Black)
7. Board Style Base - (Brushed Aluminum & **NEW!** Black)
8. Tri-Leg Base - (Silver)
9. **NEW!** Vertex Leg Base - (Silver & Black)
10. Square Post Base - (Silver)
11. Cross Base - (Chrome & Black)
12. 4 Prong Base - (Brushed Steel)
13. Round Base - (Brushed Steel & **NEW!** Black)
14. Square Base - (Brushed Steel)
15. Pneumatic Adjustable Base - (Black)

2 CHOOSE A TOP STYLE - SEVERAL SHAPES AND SIZES

Rectangular - Square & Beveled Edge,
Boatshape - Square & Beveled Edge,
Half Racetrack, Half Boatshape
Round, Square & Glass



**YOUR TABLE
YOUR WAY!**

Laminate Finishes In Stock: Cherry, Mahogany, Honey, Maple, Espresso, Modern Walnut, White & Coastal Gray.
PLBE Tops - Modern Walnut, Espresso, Coastal Gray & White Only.

CUSTOM BUILD YOUR TRAINING OR MULTI-PURPOSE TABLE BY COMBINING TABLE TOPS AND BASES!

NEW! Door Provides Easy Access to Cords

CUBE STYLE BASES ★
#PLCUBED20 (3)
Available In Standard - 29"H & Café - 41"H

BEVELED EDGE

SQUARE EDGE

NEW! Now Available In Black

BOARD STYLE BASES ★
#PLTBTB32BRU (2)

NEW! Wood Legs Available In 3 Wood Finishes

OBLIQUE STYLE BASES ★
#PLTVAWLEG (4),
#PLTVALEGM3642 (4)
Now Available In Wood Finish

TECHNOLOGY
Optional Power Insert

OBLIQUE STYLE BASES W/UNITE INSET BASE ★
#PLTVAMETLEG (2), #PLTVALEGM3642 (2),
#PLTULEG4860ILCMB (2)
Can Be Combined With Unite Inset Leg

RACETRACK TOP
(Mix & Match Finish Choices)

CUBE STYLE BASE ★
#PLCUBED2040 (2)
Standard Or Café Height

ROUND TOP
(Standard Edge)

X STYLE BASE ★
#PLWXB3642
Standard Height


SQUARE TOPS
(Grommets Standard)

BEVELED EDGE

SQUARE EDGE

CUBE STYLE BASE ★
#PLCUBED20
Standard Height

LAMINATE BASE - FINISHES IN STOCK:



Compatible Top Shapes
Racetrack, Boat Shape,
Rectangular, Square, Rectangular
Beveled, & Round Beveled

Ready to Assemble


Some items in this collection come ready-to-assemble.

★ Gold Stars Indicate Product New for 2020.

HOW TO ORDER

1 FIRST - SELECT YOUR TABLE SHAPE, SIZE & FINISH

CHOOSE FROM - Boat Shaped Beveled Edge, Rectangular Beveled Edge, Boat Shaped, Racetrack, Rectangular, Round, Round Glass or Square.



CONFERENCE TOPS

BOAT SHAPED "BEVELED EDGE" CONFERENCE TOPS

MODEL #	DESCRIPTION	DIMENSION	LIST PRICE
PLBE8236T	8' Boat Shape Beveled Top	95"W x 44"D x 1"H	\$720.00
PLBE8237THALF*	5' Boat Shape Beveled Top	60"W x 48"D x 1"H	\$599.00
PLBE8238THALF*	6' Boat Shape Beveled Top	71"W x 48"D x 1"H	\$639.00

*Two Needed To Make A 10' Or 12' Table

RECTANGULAR "BEVELED EDGE" CONFERENCE TOPS

MODEL #	DESCRIPTION	DIMENSION	LIST PRICE
PLBE539T	4' Rectangular Beveled Top	48"W x 48"D x 1"H	\$535.00
PLBE537T	5' Rectangular Beveled Top	60"W x 48"D x 1"H	\$599.00
PLBE538T	6' Rectangular Beveled Top	72"W x 48"D x 1"H	\$639.00

BOAT SHAPED CONFERENCE TOPS

MODEL #	DESCRIPTION	DIMENSION	LIST PRICE
PL236T	8' Boat Shape Top	95"W x 44"D x 1½"H	\$545.00
PL237THALF*	5' Boat Shape Top	60"W x 47¼"D x 1½"H	\$525.00
PL238THALF*	6' Boat Shape Top	71"W x 47¼"D x 1½"H	\$720.00

*Two Needed To Make A 10' Or 12' Table

RACETRACK CONFERENCE TOPS

MODEL #	DESCRIPTION	DIMENSION	LIST PRICE
PL136T	8' Racetrack Top	95"W x 44"D x 1½"H	\$545.00
PL137THALF*	5' Racetrack Top	60"W x 47¼"D x 1½"H	\$525.00
PL138THALF*	6' Racetrack Top	71"W x 47¼"D x 1½"H	\$720.00

*Two Needed To Make A 10' Or 12' Table

SQUARE & HALF TOPS

MODEL #	DESCRIPTION	DIMENSION	LIST PRICE
PL139T	4' Square Top Section	47¼"W x 47¼"D x 1½"H	\$535.00
PL137THALF	1/2 Racetrack Top	60"W x 47¼"D x 1½"H	\$525.00
PL237THALF	1/2 Boat Shape Top	60"W x 47¼"D x 1½"H	\$525.00
PL138THALF	1/2 Racetrack Top	71"W x 47¼"D x 1½"H	\$720.00
PL238THALF	1/2 Boat Shape Top	71"W x 47¼"D x 1½"H	\$720.00

*Two Needed To Make A 10' Or 12' Table

Please Note: Wire Grommets Standard On All Conference Tops, Two Piece Tops, Two Grommets.



OPTIONAL POWER INSERT SKU: PLTBPOWER

- 2 Power outlets; 1 Data outlet
- 1 Phone; 1 USB port; 1 HDMI port
- 8' Power cord

Colors: BLK Black or SI Silver

List: \$545.00



MULTI-PURPOSE TOPS

RECTANGULAR TOPS

MODEL #	DESCRIPTION	DIMENSION	LIST PRICE
PLT2460	Rectangular Top	60"W x 24"D x 1"H	\$273.00
PLT2466	Rectangular Top	66"W x 24"D x 1"H	\$299.00
PLT2472	Rectangular Top	72"W x 24"D x 1"H	\$299.00
PLT3060	Rectangular Top	60"W x 30"D x 1"H	\$329.00
PLT3066	Rectangular Top	66"W x 30"D x 1"H	\$350.00
PLT3072	Rectangular Top	72"W x 30"D x 1"H	\$350.00
PLBE2460*	Rectangular Beveled Top	60"W x 24"D x 1"H	\$329.00
PLBE2472 *	Rectangular Beveled Top	72"W x 24"D x 1"H	\$370.00
PLBE3060 *	Rectangular Beveled Top	60"W x 30"D x 1"H	\$390.00
PLBE3072 *	Rectangular Beveled Top	72"W x 30"D x 1"H	\$422.00


*Not Available In White

ROUND & SQUARE TOPS


MODEL #	DESCRIPTION	DIMENSION	LIST PRICE
PLT24R	24" Round Top	24" Dia x 1"H	\$150.00
PLT30R	30" Round Top	30" Dia x 1"H	\$181.00
PLT36R	36" Round Top	36" Dia x 1"H	\$212.00
PLT42R	42" Round Top	42" Dia x 1"H	\$243.00
PLT48R	48" Round Top	48" Dia x 1"H	\$299.00
PJT24RCLEAR	24" Round Glass Top	24" Dia x ½"H	\$339.00
PJT36RCLEAR	36" Round Glass Top	36" Dia x ½"H	\$442.00
PLT24S	24" Square Top	24"W x 24"D x 1"H	\$150.00
PLT30S	30" Square Top	30"W x 30"D x 1"H	\$181.00
PLT36S	36" Square Top	36"W x 36"D x 1"H	\$212.00
PLT42S	42" Square Top	42"W x 42"D x 1"H	\$243.00
PLT48S	48" Square Top	48"W x 48"D x 1"H	\$299.00
B30S* ★	30" Square Butcher Block Top	30"W x 30"D x 2"H	\$499.00
B36S* ★	36" Square Butcher Block Top	36"W x 36"D x 2"H	\$679.00

*Available In Natural Finish Only As Shown On Top Sample Above

(PL & PLT) - LAMINATE FINISHES IN STOCK:



(PLBE) BEVELED EDGE CONFERENCE TOPS - LAMINATE FINISHES IN STOCK:





Pictured w/Black Glass Top and Beveled Base, Seating: Color Stack Collection Chairs & Stools

OfficeSource® Tables are put to use in many different ways.

GREAT OPTIONS for Both STYLE and VERSATILITY.

Breakroom • Hospitality • Classroom • Office • Training • Lobby • Outdoor

GLASS TOPS ★ **NEW!**

RECTANGULAR "TEMPERED" GLASS TOPS - (THICKNESS 12MM)

MODEL #	DESCRIPTION	DIMENSION	BLK LIST	WHT LIST
PGT2448 ★	Rectangular Glass Top	48"W x 24"D x 1/2"H	\$620.00	\$635.00
PGT2460 ★	Rectangular Glass Top	60"W x 24"D x 1/2"H	\$755.00	\$775.00
PGT2472 ★	Rectangular Glass Top	72"W x 24"D x 1/2"H	\$890.00	\$920.00
PGT3060 ★	Rectangular Glass Top	60"W x 30"D x 1/2"H	\$855.00	\$880.00
PGT3072 ★	Rectangular Glass Top	72"W x 30"D x 1/2"H	\$1,010.00	\$1,040.00



**GLASS TOP
W/BEVELED BASE**
#PGT3060BLK
#PLTLEGBV30



**GLASS TOP
W/UNITE BASE**
#PGT3060WHT
#PLTULEG30

**GLASS TOPS -
FINISHES IN STOCK:**



**NEW BLACK
ROUND BASES**

SEE PAGE 101
FOR SIZES



★ Gold Stars Indicate
Product New for 2020.



HOW TO ORDER **2** SECOND - SELECT YOUR BASE STYLE



NEW! CUBE BASE ★
(29" or 41" High Option)
Now Includes Door For Easy Access To Electrical



NEW! OBLIQUE BASES ★
(Metal or Wood Legs) - 29 3/8"H
*Brackets & Beams Required



UNITE BASES
(29" or 41" High Option)
*Brackets & Beams Required



UNITE INSET LEG
(29" or 41" High Option)
Used For Larger Tables That Require Additional Support



NEW! BEVELED LEG BASE ★
(29" High)



BOARD TABLE BASE
(29" High Option)



TRI-LEG
(For 3 Or 4 Leg Option)



NEW! VERTEX LEGS ★
(For 4 Leg Bases Or Can Be Used In Combination With Other Leg Bases)



SQUARE POST BASE
(w/Brackets)
Stand Alone Base

OBLIQUE, UNITE, BEVELED, BOARD, TRI-LEG, VERTEX & SQUARE BASES
(28 1/2 & 41 1/2"H)

MODEL #	DESCRIPTION	DIMENSIONS	LIST PRICE
PLTVAMETLEG ★	Oblique Metal Legs	3"W x 1"D x 29 3/8"H	\$99.00
PLTVAWLEG ★	Oblique Wood Legs	3 1/16"W x 1"D x 29 3/16"H	\$109.00
PLTVLEG128	Tri-Leg (Single Leg)	1"W x 5"D x 29 1/2"H	\$95.00
PLTULEG24	Unite Leg - 28 1/2"H	(For 24"D Tops)	\$232.00
PLTULEG30	Unite Leg - 28 1/2"H	(For 30"D Tops)	\$242.00
PLTULEG36	Unite Leg - 28 1/2"H	(For 36"D Tops)	\$329.00
PLTULEG48	Unite Leg - 28 1/2"H	(For (2) - 24"D Tops)	\$350.00
PLTULEG60	Unite Leg - 28 1/2"H	(For (2) - 30"D Tops)	\$370.00
PLTULEG2441	Unite Leg - 41"H	(For 24"D Tops)	\$267.00
PLTULEG3041	Unite Leg - 41"H	(For 30"D Tops)	\$273.00
PLTULEG3641	Unite Leg - 41"H	(For 36"D Tops)	\$360.00
PLTULEG4841	Unite Leg - 41"H	(For (2) - 24"D Tops)	\$390.00
PLTULEG6041	Unite Leg - 41"H	(For (2) - 30"D Tops)	\$422.00
PLTULEG4860ILCMB	Unite Inset Leg	35"W x 5"D x 28 1/2"H	\$525.00
PLTULEG4860ILMB41*	Unite Inset Leg	35"W x 10 1/2"D x 40 1/2"H	\$422.00
PLTULEG4860C41	Unite Inset Leg Cover	16"W x 1"D x 36 1/4"H	\$232.00
PLTLEGBV24 ★	Beveled Leg	(For 24"D Tops)	\$319.00
PLTLEGBV30 ★	Beveled Leg	(For 30"D Tops)	\$359.00
PLTLEGBV36 ★	Beveled Leg	(For 36"D Tops)	\$449.00
PLTLEGBV48 ★	Beveled Leg	(For 48"D Tops)	\$539.00
PLTLEGBV60 ★	Beveled Leg	(For 60"D Tops)	\$589.00
PLTBTB32	Board Table Base	32"W x 16"D x 28 1/2"H	\$565.00
PLTPOSTSQCBB	Square Post Leg w/CBB Brackets (4 pack)		\$309.00
PLTLEGWMPOST28 ★	Vertex Leg	8"W x 21"D x 28 1/2"H	\$155.00
PLTLEGWMPLATE ★	Vertex Leg Optional Plate		\$34.00

Please Note: All Above Bases Require Beams & Brackets.

CUBE LAMINATE TABLE BASES
(28 1/2 & 41 1/2"H)

MODEL #	DESCRIPTION	DIMENSION	LIST PRICE
PLCUBED20 ★	Cube Base w/Access Door	19 1/2"W x 19 1/2"D x 29 1/2"H	\$429.00
PLCUBED2040 ★	Cube Base w/Access Door	28"W x 31 1/2"D x 40 1/2"H	\$479.00

Please Note: *Café Height Base Can Be Used With Rectangular Tops, But Require Two Bases. Table Base Heights Do Not Include Top, Add Top Thickness Of 1" For Complete Table Height.

TABLE HARDWARE - Beams & Supports for Oblique & Unite Bases.

ADJUSTABLE BEAMS



BEAMS & BRACKETS

MODEL #	DESCRIPTION	LIST PRICE
PLTMAINDESKBEAM24	24" Beam (For Square Post PLTPOSTSQCBB)	\$74.00
PLTMAINDESKBEAM30	30" Beam (For Square Post PLTPOSTSQCBB)	\$95.00
PLTADJMDB4872 ★	Adjustable Beam (For 48-72"W)	\$129.00
PLTADJMDB7896 ★	Adjustable Beam (For returns 60-72"W, 48"W Bridge Tops on U-Shape Desks)	\$159.00
PLTRBB ★	Connector Beam Bracket for Adj. Beam	\$49.00
PLTCBBEV ★	Connector Beam Bracket for Beveled Leg Base	\$60.00
PLTBMBC	Connector Beam Bracket for Oblique & Inset Legs	\$52.00
PLTRETSSUPPORT	Return Support	\$63.00
PLTVALEGM2430 ★	Leg Mount (Oblique Metal & Wood Legs)	\$99.00
PLTVALEGM3642 ★	Leg Mount (Oblique Metal & Wood Legs)	\$119.00
PLTVALEGM4860 ★	Leg Mount (Oblique Metal & Wood Legs)	\$179.00
ADJUSTABLE BEAM COVER		
PLTMDB72C ★	Conceals Adjustable Beam & Hardware	\$109.00

(Metal Bases) - Finishes In Stock

Oblique: **Metal** - Silver, Matte Black; **Wood** - Natural, Modern Walnut, Coastal Gray

Unite Leg - 28 1/2": Silver, Matte Black; **Unite Leg - 41":** Silver

Unite Inset - 28 1/2": Silver, Matte Black; **Unite Inset - 41":** Silver

Vertex Leg: Silver, Black; **Tri-Leg:** Silver; **Board Table:** Brushed Aluminum, **NEW!** Matte Black

Board Base: Brushed Aluminum & **NEW!** Matte Black

Square Post: Silver

Beams, Brackets & Cover: Silver & Matte Black


★ Gold Stars Indicate Product New for 2020.

(Laminate Bases) - Finishes In Stock:

Cherry, Mahogany, Honey, Maple, Espresso, Modern Walnut, White & Coastal Gray.

STANDARD HEIGHT BASES

All Metal Bases Available In Standard or Café Height; Round, Square & 4 Prong also Available In Occasional Height



CROSS BASE – Standard - 29"H or Café - 41"H



4 PRONG BASE – Occasional - 19"H, Standard - 29"H or Café - 41"H

STANDARD BASES HEAVY DUTY BASES



ROUND BASE

Occasional - 19"H, Standard 29"H or Café Height - 41"H



X BASE

28½"H



SQUARE BASE

Occasional - 19"H, Standard - 29"H or Café Height - 41"H



PNEUMATIC ADJ. HEIGHT



TABLE BASES - (CROSS) – Standard - 29"H or Café - 41"H

MODEL #	DESCRIPTION	LIST PRICE
PLTXBM24BLK	Standard Base - Black (Fits up to 36" Tops)	\$201.00
PLTXBM24CHRM	Standard Base - Chrome (Fits up to 36" Tops)	\$232.00
PLTXBM33BLK	Standard Base - Black (Fits up to 48" Tops)	\$232.00
PLTXBM33CHRM	Standard Base - Chrome (Fits up to 48" Tops)	\$253.00
PLTXBM3341BLK	Café Height Base - Black (Fits up to 36" Tops)	\$294.00
PLTXBM3341CHRM	Café Height Base - Chrome (Fits up to 36" Tops)	\$317.00

Cross Bases Finishes In Stock: BLK Black, CHRM Chrome

TABLE BASES - (4 PRONG) – Occasional - 19", Standard - 29"H or Café - 41"H

MODEL #	DESCRIPTION	LIST PRICE
PLTHDXB2319BRU	Occasional Height Base (Fits up to 36" Tops)	\$460.00
PLTHDXB2328BRU	Standard Base (Fits up to 36" Tops)	\$480.00
PLTHDXB2341BRU	Café Height Base (Fits up to 30" Tops)	\$535.00
PLTHDXB3019BRU	Occasional Height Base (Fits up to 48" Tops)	\$575.00
PLTHDXB3028BRU	Standard Base (Fits up to 48" Tops)	\$595.00
PLTHDXB3041BRU	Café Height Base (Fits up to 36" Tops)	\$650.00

4 Prong Bases Finish In Stock: BRU Brushed Steel

Please Note: Café Height Base Can Be Used With Rectangular Tops, But Require Two Bases.

TABLE BASES - (ROUND & SQUARE)

Occasional Height - 19"H, Standard - 29"H or Café - 41"H

MODEL #	DESCRIPTION	LIST PRICE
PLTRB2319	Occasional Height Round Base (Fits up to 36" Tops)	\$412.00
PLTRB2328	Standard Round Base (Fits up to 42" Tops)	\$422.00
PLTRB2341	Café Height Round Base (Fits up to 30" Tops)	\$455.00
PLTSQ2319BRU	Occasional Height Square Base (Fits up to 36" Tops)	\$455.00
PLTSQ2328BRU	Standard Square Base (Fits up to 42" Tops)	\$465.00
PLTSQ2341BRU	Café Height Square Base (Fits up to 36" Tops)	\$505.00

Round Base Finishes In Stock: BRU Brushed Steel & NEW! BLK Black

Square Base Finish In Stock: BRU Brushed Steel

X & ADJ. HEIGHT TABLE BASES - 28½"H

MODEL #	DESCRIPTION	LIST PRICE
PLWXB3642	X Base (For 36" & 42" Tops)	\$180.00
PLWXB48	X Base (For 48" Top)	\$225.00

X Base Finishes In Stock: Cherry, Mahogany, Honey, Maple, Espresso, Modern Walnut, White & Coastal Gray

MODEL #	DESCRIPTION	LIST PRICE
PLTPGLBSQ31	Height Adjustable Base (Pneumatic Lift) (Fits PLT30R, PLT36R, PLT30S & PLT36S Tops)	\$772.00

Height Adjustable Base Finish In Stock: BLK Black



INDOOR/OUTDOOR BASES

CAST IRON BASES

INDOOR/OUTDOOR TOPS


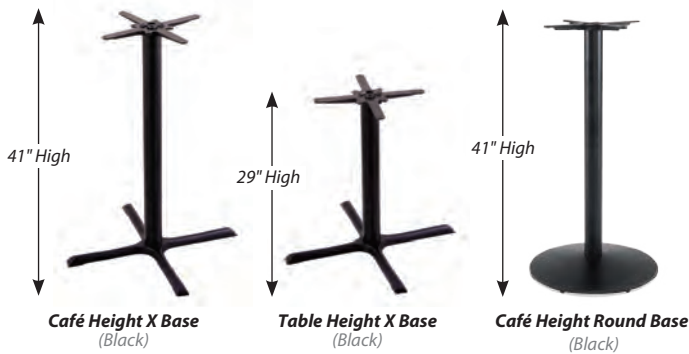


TABLE BASES - (INDOOR/OUTDOOR)
– Standard - 29"H or Café - 41"H

Both X & Round Bases support up to 50" Tops

TABLE TOPS - (INDOOR or OUTDOOR)

– Square - 30" & 36" Wide; – Circle - 30" & 36" Diameter; – Rect. - 48" Wide

INDOOR MODEL #	OUTDOOR MODEL #	DESCRIPTION	INDOOR LIST	OUTDOOR LIST
2113030BW	QSOD2113030BW	Table Height - X	\$309.00	\$565.00
2113042BW	QSOD2113042BW	Café Height - X	\$340.00	\$607.00
2142230BW	QSOD2142230BW	Table Height - Round	\$400.00	\$720.00
2142242BW	QSOD2142242BW	Café Height - Round	\$431.00	\$761.00

MODEL #	DESCRIPTION	LIST PRICE
QSOD30SQ	Square - 30"W x 30"D x 2"H	\$469.00
QSOD36SQ	Square - 36"W x 36"D x 2"H	\$529.00
QSOD3248★	Rectangular - 48"W x 32"D x 2"H	\$599.00
QSOD30R	Circle - 30" Dia x 2"H	\$429.00
QSOD36R	Circle - 36" Dia x 2"H	\$499.00



BASES & TOPS UPSABLE

QS = QUICKSHIP

Please Note: Outdoor Bases Are E-Coated Inside And Out & Dipped In Zinc To Withstand The Elements. For Outdoor Bases Only, Outdoor Tops Can Be Used. No PL Tops.

In-Or-Out COLLECTION by OfficeSource®



IN-OR-OUT COLORS IN STOCK:



INDOOR/OUTDOOR DISTRESSED DINING TABLE W/UMBRELLA HOLE
SKU: ODTB30★
• Fits standard umbrella - 1 3/4" Hole
36"W x 36"D x 30"H
List: \$579.00

INDOOR/OUTDOOR DISTRESSED PUB TABLE - 42"H
SKU: ODTB42★
36"W x 36"D x 42"H
List: \$599.00



COMPLIMENTARY CHAIRS!



STACKS HIGH
6↑



INDOOR/OUTDOOR DISTRESSED DINING STACK CHAIR
SKU: OD58★
List: \$239.00

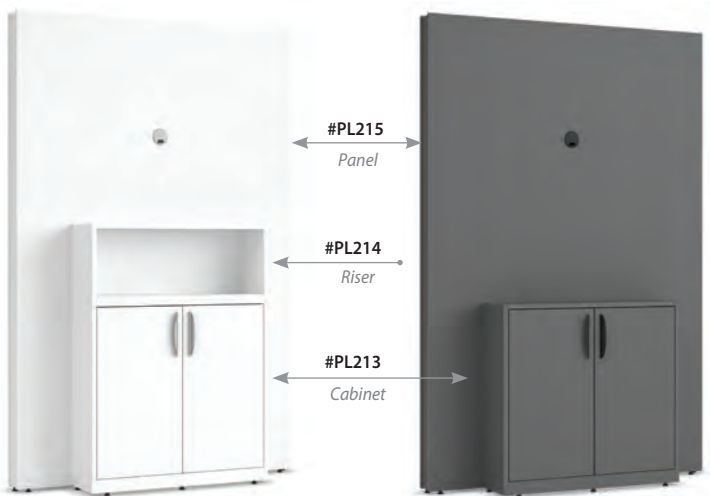
30"H BACKLESS INDOOR/OUTDOOR DISTRESSED BAR STOOL
SKU: OD60★
List: \$199.00

Please Note: Chairs Priced Per Chair, But Sold 4 Per Carton.

OS CONFERENCE/MULTI-PURPOSE TABLES by OfficeSource®



Pictured w/Boat Shaped Half Tops & Natural Oblique Legs w/Black Brackets & Optional Black Pulls Seating: Bleecker Street Collection



Pictured *With Riser* For Café Height Application

Pictured *Without Riser* For Desk Height Application

POWER WALL STANDARD FEATURES

- Built-in wire management
- Supports up to 50" TV
- Accommodates both 29" & 41" table heights
- Includes a completed back structure to allow for stand alone application (when mounted to a table top)

POWER WALL UNIT W/CABINET & LECTERN

★ **NEW!**

MODEL #	DESCRIPTION	DIMENSION	LIST PRICE
PL215 ★	Power Panel	47¼"W x 2¾"D x 71¼"H	\$899.00
PL213 ★	Power Cabinet	29½"W x 8"D x 28½"H	\$319.00
PL214 ★	Power Riser	29½"W x 8"D x 11½"H	\$149.00

Power Wall/Cabinet/Riser - Finishes In Stock:

GRY Dark Gray w/Black Pulls, WHT White w/Silver Pulls.

Cabinet Pulls & Grommet Covers: Silver on WHT & Black on GRY



Pictured w/Rectangular Top & 41"H Unite Leg; Seating: CoolMesh Pro



#PL216
Shown In Modern Walnut

★ **NEW!**

MOBILE LECTERN

SKU: PL216 ★

- Adjustable Shelf
 - Top shelf can be flat for laptop/projector, or angled for easy reading of papers
 - Grommet
 - Caster - 2 Stopper + 2 Normal
- 23⅝"W x 23⅝"D x 46"H
List: \$639.00

★ Gold Stars Indicate Product New for 2020.

Mobile Lectern - Finishes In Stock

Cherry, Mahogany, Honey, Maple, Espresso, Modern Walnut, Coastal Gray & White



Pictured w/Remark Collection

OS CONFERENCE/ MULTI-PURPOSE TABLES by OfficeSource®

↑ **SKU: TYPICAL OSC18**
Total List: \$1,675.00

Excludes Seating & Accessories.
Table Dimensions: 95"W x 44"D x 29½"H

★ **NEW!**
FINISH



NEW! Board Bases Now Available in Matte Black.

TYPICAL OSC18

MODEL #	QTY	DESCRIPTION	W x D x H	LIST PRICE
PLTBTB32	2	Board Table Base	32 x 16 x 28½"	\$565.00 ea.
PL236T	1	Boat Shaped Conference Top	95 x 44 x 1½"	\$545.00



Board Table Base
NEW! Black Finish

Pictured w/Remark Collection

★ **NEW!**
FINISH



Pictured w/CoolMesh Collection

★ **NEW!**
TYPICAL

↑ **SKU: TYPICAL OSC20** ★
Total List: \$2,745.00

Excludes Seating & Accessories.
Overall Dimensions: 120"W x 47¼"D x 30"H

TYPICAL OSC20

MODEL #	QTY	DESCRIPTION	W x D x H	LIST PRICE
PLTBTB32	3	Board Table Base	32 x 16 x 28½"	\$565.00 ea.
PL237THALF	2	1/2 Boat Shape Top	60 x 47¼ x 1½"	\$525.00 ea.

↑ **SKU: TYPICAL OSC12**
Total List: \$2,592.00

Excludes Seating & Accessories.
Individual Table Dimensions: 72"W x 36"D x 29½"H

TYPICAL OSC12

MODEL #	QTY	DESCRIPTION	W x D x H	LIST PRICE
PLT3672	2	Rectangular Top	72 x 36 x 1½"	\$425.00 ea.
PLTULEG36	4	Unite Leg Base (For 36"D Tops)	28½"H	\$329.00 ea.
PLTADJMDB4872	2	Adjustable Beam	67¼ x 2 x 1"	\$129.00 ea.
PLTCBBSINGLE	4	Connector Beam Bracket		\$42.00 ea.

★ Gold Stars Indicate
Product New for 2020.

TYPICAL CONFIGURATIONS



SKU: TYPICAL OSC04
Total List: \$4,226.00
Excludes Seating & Accessories.
Overall Dimensions: 236¼"W x 47¼"D x 29½"H

Pictured w/Cade Collection

**OS CONFERENCE/
MULTI-PURPOSE TABLES**
by OfficeSource®

TYPICAL OSC04

MODEL #	QTY	DESCRIPTION	W x D x H	LIST PRICE
PL238THALF	2	1/2 Boat Shape Top	71 x 47¼ x 1½	\$720.00 ea.
PLCUBED20 ★	4	Cube Table Base w/Access Door	19½ x 19½ x 29½	\$429.00 ea.
PL139T	2	4' Square Top Section	47¼ x 47¼ x 1½	\$535.00 ea.

★ **NEW!**



NEW! Bases Now Open Allowing Space To Be Used For Storage Or Audio/Video Equipment.



Pictured w/Bleecker Street Collection

↑ **SKU: TYPICAL OSC05**
Total List: \$2,028.00

Excludes Seating & Accessories.
Overall Dimensions: 94½"W x 47¼"D x 42"H

NEW! Base w/Access Door



SKU: TYPICAL OSC13
Total List: \$964.00

Excludes Seating & Accessories.
Overall Dimensions: 48"W x 48"D x 29"H



NEW! Base w/Access Door

Pictured w/Remark Collection

TYPICAL OSC05

MODEL #	QTY	DESCRIPTION	W x D x H	LIST PRICE
PL139T	2	4' Square Top	47¼ x 47¼ x 1½	\$535.00 ea.
PLCUBED2040 ★	2	Pedestal Cube Table Base w/Access Door	28 x 31½ x 40½	\$479.00 ea.

TYPICAL OSC13

MODEL #	QTY	DESCRIPTION	W x D x H	LIST PRICE
PLBES39T	1	4' Square Beveled Top	48 x 48 x 1½	\$535.00
PLCUBED20 ★	1	Cube Table Base w/Access Door	19½ x 19½ x 29½	\$429.00

TYPICAL CONFIGURATIONS

★ Gold Stars Indicate Product New for 2020.



**OS CONFERENCE/
MULTI-PURPOSE TABLES**
by OfficeSource®

Pictured w/Franklin Collection



SKU: TYPICAL OSC14
Total List: \$3,793.00

Excludes Seating & Accessories.

Overall Dimensions: 144"W x 48"D x 29½"H

TYPICAL OSC14				
MODEL #	QTY	DESCRIPTION	W x D x H	LIST PRICE
PLTVAMETLEG	3	Oblique Metal Legs	1 x 3 x 29%	\$99.00 ea.
PLTVALEGM4860	3	Oblique Leg Mounts		\$179.00 ea.
PLBE538T	2	6' Rectangular Beveled Top	72 x 48 x 1	\$639.00 ea.
PLTADJMDB4872	4	Adjustable Beam	67¼ x 2 x 1	\$129.00 ea.
PLTMBMBC	2	Connector Beam Bracket	15¾ x ¾ x 1½	\$52.00
MWB3366SI	1	Magnetic Mobile White Board	36¼ x 25 x 65½	\$1,061.00



Pictured w/Spool Collection



SKU: TYPICAL OSC15
Total List: \$4,235.00

Excludes Seating & Accessories.

Overall Dimensions: 189"W x 47¼"D x 29½"H



SKU: TYPICAL OSC21
Total List: \$3,416.00

Excludes Seating & Accessories.

Overall Dimensions: 72"W x 48"D x 29½"H



Pictured w/Parson Collection

TYPICAL OSC21				
MODEL #	QTY	DESCRIPTION	W x D x H	LIST PRICE
PGT2472WHT	2	Rectangular Glass Top	72 x 24 x ½	\$920.00 ea.
PLTLEGBV48	2	Beveled Leg Base	47¾ x 3 x 28%	\$539.00 ea.
PLTCBBEV	4	Connector Beam Bracket		\$60.00 ea.
PLTADJMDB4872	2	Adjustable Beam	67¼ x 2 x 1	\$129.00 ea.

TYPICAL OSC15				
MODEL #	QTY	DESCRIPTION	W x D x H	LIST PRICE
PLTVAMETLEG	2	Oblique Metal Legs	1 x 3 x 29%	\$99.00 ea.
PLTVALEGM3642	2	Oblique Leg Mounts		\$119.00 ea.
PLTULEG4860ILCMB	2	Unite Inset Leg	35 x 5 x 28½	\$525.00 ea.
PL238THALF	2	12' Boat Shape Top	71 x 47¼ x 1½	\$720.00 ea.
PL139T	1	4' Square Top Section	47¼ x 47¼ x 1½	\$535.00
PLTADJMDB4872	6	Adjustable Beam	67¼ x 2 x 1	\$129.00 ea.

TYPICAL CONFIGURATIONS

OS CONFERENCE/ MULTI-PURPOSE TABLES by OfficeSource®

← **SKU: TYPICAL OSC16**
Total List: \$7,680.00

Excludes Seating & Accessories.

Individual Table Dimensions: 72"W x 30"D x 29½"H

TYPICAL OSC16

MODEL #	QTY	DESCRIPTION	W x D x H	LIST PRICE
PLT3072	6	Rectangular Top	72 x 30 x 1	\$350.00 ea.
PLTSQ2328BRU	12	Standard Square Base	22¾ x 22¾ x 28	\$465.00 ea.



Pictured w/Slash Collection

← **SKU: TYPICAL OSC17**
Total List: \$5,844.00

Excludes Seating & Accessories.

Individual Table Dimensions Regular: 42"W x 42"D x 29½"H

Individual Table Dimensions Café Height: 60"W x 24"D x 41"H

TYPICAL OSC17

MODEL #	QTY	DESCRIPTION	W x D x H	LIST PRICE
PLTRB2328	3	Standard Round Base	22¾" Dia x 28	\$422.00 ea.
PLT42R	3	42" Round Top	42 x 42 x 1	\$243.00 ea.
PLTSQ2341BRU	6	Café Height Square Base	22¾ x 22¾ x 41	\$505.00 ea.
PLT2460	3	Rectangular Top	60 x 24 x 1	\$273.00 ea.



Pictured w/Stacked Seating Collection

★ **NEW!**
TYPICAL

← **SKU: TYPICAL OSC19** ★
Total List: \$5,295.00

Excludes Seating & Accessories.

Individual Table Dimensions Regular: 36"W x 36"D x 29½"H

Individual Table Dimensions Café Height: 36"W x 36"D x 41"H

TYPICAL OSC19

MODEL #	QTY	DESCRIPTION	W x D x H	LIST PRICE
PLTHDXB3028BRU	3	Standard 4 Prong Base	29½ x 11½ x 28	\$595.00 ea.
PGT36RCLEAR	5	36" Round Glass Top	36 x 36 x 1	\$442.00 ea.
PLTHDXB3041BRU	2	Café Height 4 Prong Base	29½ x 11½ x 41	\$650.00 ea.



Pictured w/Zella Collection

★ Gold Stars Indicate
Product New for 2020.

TYPICAL CONFIGURATIONS

Abbey CONFERENCE TABLES by OfficeSource®

From private offices to boardrooms, the OfficeSource® Abbey Conference Tables support teamwork and association at all levels of an organization. These OfficeSource® tables are available in lengths from six to twelve feet and feature materials that express traditional aesthetic. The rich mahogany finish with picture frame moldings provides a rich, timeless look.



Pictured w/Indulge Collection

**6' RECTANGULAR
CONFERENCE TABLE
W/PANEL BASE**
SKU: 992
72"W x 42"D x 29"H
List: \$1,649.00

**8' RECTANGULAR
CONFERENCE TABLE
W/PANEL BASE**
SKU: 910
96"W x 42"D x 29"H
List: \$1,939.00

**10' RECTANGULAR
CONFERENCE TABLE
W/PANEL BASE**
SKU: 996
• Two piece top
120"W x 48"D x 29"H
List: \$2,619.00

**12' RECTANGULAR
CONFERENCE TABLE
W/PANEL BASE**
SKU: 998
• Two piece top
144"W x 48"D x 29"H
List: \$2,929.00

1 3/4" THICK TOPS!



#992
Pictured w/Lancaster Collection

← **48" ROUND
CONFERENCE TABLE
W/QUEEN ANNE BASE**
SKU: 984
48"Dia x 29"H
List: \$1,099.00

→ **STORAGE CREDENZA**
SKU: 962D
72"W x 23"D x 29"H
List: \$2,949.00

***Timeless Foundation For Today's
Sophisticated Work Place***



#984



#962D

**ABBEY - FINISH
IN STOCK:**



Mahogany



3 Base Style Options. Metal, Laminate & Caster Bases



OS PEDESTAL TABLES by OfficeSource®

TABLE W/PEDESTAL BASE LIST PRICE
29"W x 29"D x 12½"H w/Metal Base-18¼"H

- PL9997** (Table) \$339.00
- PL9998SI** (Metal Base)* \$180.00
- PL9999BASE** (Laminate Base) \$75.00
- PLPEDCASTERS** (Caster Base) \$42.00

*Metal Base Finish In Stock: Brushed Silver

Please Note: Must Choose One Of The Three Base Options: Metal, Laminate Or Caster.



Some items in this collection come ready-to-assemble.



#PL9997
Pictured In Maple w/Metal Base Option



#PL9997
Pictured In Modern Walnut w/Laminate Base Option



#PL9997
Pictured In Espresso w/Caster Base Option



#PL9997
Pictured In Cherry w/Metal Base Option



#PL9997
Pictured In White w/Laminate Base Option



#PL9997
Pictured In Modern Walnut w/Caster Base Option

OS PEDESTAL TABLES - FINISHES IN STOCK:



Parallel COLLECTION by OfficeSource®



#PL219
Pictured In Modern Walnut



#PL221
Pictured In Coastal Gray




#PL220
Pictured In Espresso

COFFEE TABLE
SKU: PL219
47¼"W x 23¾"D x 16"H
List: \$425.00

SOFA TABLE
SKU: PL221
47¼"W x 23¾"D x 28"H
List: \$545.00

END TABLE
SKU: PL220
23¾"W x 23¾"D x 20"H
List: \$299.00

PARALLEL COLLECTION - FINISHES IN STOCK:





Pictured w/Manhattan Collection

C-Table COLLECTION by OfficeSource®

SIDE C-TABLE W/LAMINATE TOP

SKU: PLTC66T

22¼"W x 15¾"D x 25½"H

List: \$146.00


**Eight Laminate
Top Finishes To
Choose From**

#PLTC66T

Pictured In Modern Walnut




C-TABLE - FINISHES IN STOCK:



Base Finish In Stock: SI Silver

Orb COLLECTION TABLES by OfficeSource®

Our Orb Collection brushed silver, cylinder style tables lend their clean geometry to any room for a clean, modern look.



Orb Tables - Finish In Stock:
Brushed Silver

ORB TABLE - 16"DIA
SKU: PLDRM1616BRU
16"Dia x 16"H
List: \$885.00

ORB TABLE - 24"DIA
SKU: PLDRM2416BRU
24"Dia x 16"H
List: \$1,369.00




Vortex COLLECTION

Steel base provides strength to accommodate a rigorous office environment, while laminate tops offer an attractive and durable table surface.

VORTEX - FINISHES/FRAMES IN STOCK:



Ash Gray
w/Silver Frame



White
w/Silver Frame

★ NEW!

END TABLE

SKU: 55903★

22"W x 22"D x 20¼"H

List \$439.00



#55903

Pictured in Ash Gray



#55903

Pictured in White

linea italia®
05015 by CRISA

STANDARD FEATURES

- Thermofused laminate finished with self edge
- Powder coated painted steel frame
- Silver frame standard
- No tools required for assembly

**★ Gold Stars Indicate
Product New for 2020.**





Pictured Round Black Glass Top w/Tubular Base



Pictured Round Clear Glass Top w/Round Base



Pictured Square Laminate Top w/Square Base



Pictured Round Laminate Top w/4 Prong Base



#PGTR18BLK (Top)
#PLTWMB18 (Base)



#PGTS24BLK (Top)
#PLTWMB24 (Base)



#PGR36BLK (Top)
#PLTWMB36 (Base)

OS RECEPTION TABLES by OfficeSource®

GLASS TABLE TOPS - (ROUND, SQUARE, RECTANGULAR)

MODEL #	DESCRIPTION	DIMENSION	LIST
PGOTR18BLK ★	18" Round Glass - Black	18" Dia x 1/4"H	\$110.00
PGOTR24BLK ★	24" Round Glass - Black	24" Dia x 1/4"H	\$170.00
PGOTR30BLK ★	30" Round Glass - Black	30" Dia x 1/4"H	\$240.00
PGOTR36BLK ★	36" Round Glass - Black	36" Dia x 1/4"H	\$315.00
PGOTS18BLK ★	18" Square Glass - Black	18"W x 18"D x 1/4"H	\$110.00
PGOTS24BLK ★	24" Square Glass - Black	24"W x 24"D x 1/4"H	\$170.00
PGOTS30BLK ★	30" Square Glass - Black	30"W x 30"D x 1/4"H	\$240.00
PGOTS36BLK ★	36" Square Glass - Black	36"W x 36"D x 1/4"H	\$315.00
PGOT2448BLK ★	Rectangular Glass - Black	48"W x 24"D x 1/2"H	\$315.00
POT24RCLEAR*	24" Round Glass Top - Clear	24"Dia x 1/2"H	\$339.00
POT36RCLEAR*	36" Round Glass Top - Clear	36"Dia x 1/2"H	\$442.00

*Comes w/Metal Center Adapter

LAMINATE TABLE TOPS - (ROUND, SQUARE, RECTANGULAR & GLASS)

MODEL #	DESCRIPTION	DIMENSION	LIST
PLT18R ★	18" Round Top	18"Dia x 1"H	\$80.00
PLT24R	24" Round Top	24"Dia x 1"H	\$150.00
PLT36R	36" Round Top	36"Dia x 1"H	\$212.00
PLT18S ★	18" Square Top	18"W x 18"D x 1"H	\$80.00
PLT24S	24" Square Top	24"W x 24"D x 1"H	\$150.00
PLT36S	36" Square Top	36"W x 36"D x 1"H	\$212.00
PLT2448	Rectangular Top	48"W x 24"D x 1"H	\$243.00

TABLE BASES - (ROUND, SQUARE, 4 PRONG & TUBULAR ROD)

MODEL #	DESCRIPTION	LIST PRICE
PLTRB2319	Occasional Height Round Base - 19"H (Fits up to 36" Tops) - <i>Black or Brushed Aluminum</i>	\$412.00
PLTSQ2319BRU	Occasional Height Square Base - 19"H (Fits up to 36" Tops) - <i>Brushed Aluminum</i>	\$455.00
PLTHDXB2319BRU	Occasional Height 4 Prong Base - 19"H (Fits up to 36" Tops) - <i>Brushed Aluminum</i>	\$460.00
PLTWMB18 ★	Tubular Base - 15 ¹ / ₁₆ "W x 15 ¹ / ₁₆ "D x 21 ¹ / ₄ "H (Fits 18" Round/Square Tops) - <i>Black</i>	\$139.00
PLTWMB24 ★	Tubular Base - 20 ³ / ₄ "W x 20 ³ / ₄ "D x 19"H (Fits 24" Round/Square Tops) - <i>Black</i>	\$149.00
PLTWMB30 ★	Tubular Base - 25 ¹ / ₈ "W x 25 ¹ / ₈ "D x 15"H (Fits 30" Round/Square Tops) - <i>Black</i>	\$149.00
PLTWMB36 ★	Tubular Base - 31 ¹ / ₈ "W x 31 ¹ / ₈ "D x 15"H (Fits 36" Round/Square Tops) - <i>Black</i>	\$169.00
PLTWMB48 ★	Tubular Base - 18 ³ / ₄ "W x 37 ¹ / ₁₆ "D x 15"H (Fits 24" x 48" Rectangular Tops) - <i>Black</i>	\$229.00

Round Base - Finishes In Stock: BRU Brushed Aluminum & **NEW!** BLK Black

Tubular Base - Finish In Stock: BLK Matte Black

★ Gold Stars Indicate Product New for 2020.

Blow Mold **FOLDING TABLES** by OfficeSource®

OfficeSource® Blow-Molded tables are strong, durable and light weight. Perfect for outdoors or indoors, these tables are constructed of durable plastic that will not chip, crack or warp. Surface resists stains and cleans with mild dish soap. Legs and support structure are powder coated heavy gauge material. These tables are 40% lighter than comparable wood tables. If you are looking for lightweight tables, that are stored away try the Blow Mold Folding Tables by OfficeSource.



#FBM3060



#FBM71R


PLASTIC BLOW-MOLDED FOLDING TABLES - (RECTANGULAR)

SKU	Dimension	Weight	List Price
FBM3060	60"W x 30"D x 29"H	30 lbs.	\$195.00
FBM3072	72"W x 30"D x 29"H	36 lbs.	\$225.00
FBM3096	96"W x 30"D x 29"H	49 lbs.	\$329.00

PLASTIC BLOW-MOLDED FOLDING TABLES - (ROUND)


SKU	Dimension	Weight	List Price
FBM60R	60"Dia x 29"H	49 lbs.	\$380.00
FBM71R	71"Dia x 29"H	75 lbs.	\$565.00

COLOR & FRAME IN STOCK:



**Perfect For Indoor
And Outdoor Use**

DON'T FORGET TO ORDER YOUR TABLE CART!



#FTD3502GRY



#RA106AGRY

RECTANGULAR TABLE CART

SKU: FTD3502GRY

- Gray finish
- Holds up to (20) 5' & 6' Tables & (18) 8' Tables
- 76"W x 31"D x 45¼"H
- Weight: 74 lbs.
- List: \$579.00

ROUND TABLE CART

SKU: RA106AGRY

- Gray finish
- Holds up to (13) 71" & (14) 60" & (16) 48"
- 52"W x 32¾"D x 40½"H
- Weight: 84 lbs.
- List: \$589.00

Colorful Blow Mold **FOLDING TABLES** by OfficeSource®



R-SERIES BLOW-MOLDED FOLDING TABLES - FIXED HEIGHT

SKU	Dimension	List Price
QSR2448	48"W x 24"D x 29"H	\$505.00
QSR3060	60"W x 30"D x 29"H	\$630.00
QSR3072	72"W x 30"D x 29"H	\$670.00

RA-SERIES BLOW-MOLDED FOLDING TABLES - ADJ. HEIGHT

SKU	Dimension	List Price
QSRA2448	48"W x 24"D x 22-32"H	\$655.00
QSRA3060	60"W x 30"D x 22-32"H	\$785.00
QSRA3072	72"W x 30"D x 22-32"H	\$825.00



#R2448
Pictured In Red w/Black



Pictured In
Blue w/Black



Pictured In
Yellow w/Black



- Intergrated Full Length Steel Frame
- J-Channel Apron Provides Superior Inner Support for a Solid Top
- Maximum Support from Intergrated Steel Ladder Frame Underneath Top

Heavy Duty Material

QS = QUICKSHIP



COLORS & FRAME IN STOCK:



QSRED Red

QSBLU Blue

QSYLW Yellow

QSGRN Green

QSBLK Black
(Frame Color)



**Legs Adjust Top Height
From 22" To 32" In
One Inch Increments!**

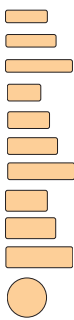
#RA3060
Pictured In Green w/Black

Melamine FOLDING TABLES by OfficeSource®

NEW!
COLLECTION

MELAMINE FOLDING TABLES

SKU	DIMENSION	WEIGHT	LIST PRICE
QSCF1860M	60"W x 18"D x 29"H	40 lbs.	\$460.00
QSCF1872M	72"W x 18"D x 29"H	44 lbs.	\$480.00
QSCF1896M	96"W x 18"D x 29"H	49 lbs.	\$545.00
QSCF2448M	48"W x 24"D x 29"H	42 lbs.	\$424.00
QSCF2460M	60"W x 24"D x 29"H	48 lbs.	\$480.00
QSCF2472M	72"W x 24"D x 29"H	52 lbs.	\$505.00
QSCF2496M	96"W x 24"D x 29"H	65 lbs.	\$550.00
QSCF3060M	60"W x 30"D x 29"H	53 lbs.	\$470.00
QSCF3072M	72"W x 30"D x 29"H	61 lbs.	\$495.00
QSCF3096M	96"W x 30"D x 29"H	80 lbs.	\$570.00
QSCF60MR	60"W x 60"D x 29"H	86 lbs.	\$895.00



- Melamine Top on 5/8" High Density Particle Board Core
- 1", 18 ga. Steel Pedestal Legs on Rectangular Tables
- 1 1/2", 14 ga. Steel Wishbone Legs on Round Tables
- Automatic Lock-Open Mechanism


DON'T FORGET TO ORDER YOUR TABLE TRUCK!

QSFLAT STACKING RECTANGULAR TABLE TRUCK
SKU: T3072
SKU: T3096
• Brown finish
• Holds up to (12)
72"W x 30"D x 37 1/4"H (T3072) List: \$915.00
96"W x 30"D x 37 1/4"H (T3096) List: \$960.00

QSEdge STACKING ROUND TABLE TRUCK
SKU: T6060
• Brown finish
• Holds up to (8)
48" & 60"
48"W x 28"D x 31"H
List: \$1,005.00



FINISHES & FRAMES AVAILABLE:



QS = QUICKSHIP

4000 Series ACTIVITY TABLES

NEW!
COLLECTION

These activity tables are perfect at home, in the classrooms, training rooms, workrooms, and mailrooms. They are the ideal table for collaborative learning environments. Available in 25 sizes and shapes, you can create a look that will make your space unique. Start collaborating today, when you choose the 4000 Series Activity Tables.



Standard Tubular Steel Legs Let You Adjust Top Height From 22" To 30" In One Inch Increments



SKU	RECTANGULAR TOP SIZES	SKU	MISC. TOP SIZES
SO482436	24" x 36"	SO4842R	42" Dia. Round
SO482448	24" x 48"	SO4848R	48" Dia. Round
SO482472	24" x 72"	SO4860R	60" Dia. Round
SO483048	30" x 48"	SO484848	48" x 48" Square
SO483060	30" x 60"	SO48KID72	48" x 72" Kidney
SO483072	30" x 72"	SO48TRAP60	30" x 60" Trapezoid
SO483636	36" x 36"		
SO483660	36" x 60"		
SO483672	36" x 72"		



4000 SERIES - FINISHES AVAILABLE SPECIAL ORDER:



Note: Lower Legs are Chrome.

4000 Series Tables Now Available In 25 Sizes Starting At 24"D - Call For Details

VIRCO 10 YEAR WARRANTY

SO = SPECIAL ORDER

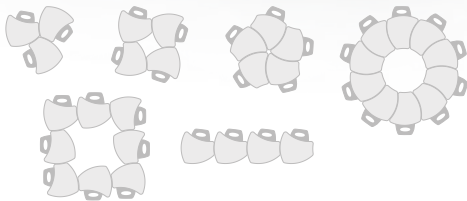


#1143548201
Pictured In Gray Elm w/Red Edgeband

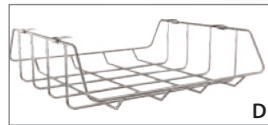


#1033HX77998
Pictured In Low Line w/Green Edgeband

Configuration Suggestions for A:




Configuration Suggestions for B:




SO = SPECIAL ORDER

EDGE BAND OPTIONS:



LAMINATE OPTIONS:



A. Hierarchy Shapes Desk – Offers quick and easy assembly, group configurations, and height adjustability. Easy left or right hand seating. Available in two sizes. Adjustable from 22" to 32" in 1" increments. 1-1/4" top with tubular steel leg available in black or platinum. Choose from a variety of HPL colors and T-mold edgeband options. Twelve year limited warranty. Patented design.

B. Hierarchy Boomerang Desk – Offers durability and configuration options made to fit any classroom setting. Left- and right-hand accessible desks designed for individual, collaborative, or teacher-centered activities. Adjustable from 22" to 32" in 1" increments. 1-1/4" top with tubular steel leg available in black or platinum. Choose from a variety of HPL colors and T-mold edgeband options.

C. Student Desk Casters – Add mobility and ease of configuration to your desks. Sold in sets of two. Available as non-locking or locking. 1.5" diameter.

D. Wire Book Box – Add durable and attractive storage. Available in black or chrome.

E. Student Desk Pack Hook – Durable black steel hook mounts easily and securely with two screws, providing up to 50 lbs of hanging storage. Sold in sets of two.

F. Student Desk Cup Holder – Durable plastic cup holder mounts easily and securely. Swivels beneath the desktop when not in use.

G. Ganging Device – Durable rubber construction allows flexibility while keeping your tables securely joined. Center-to-center distance of 3". Includes two gangers and assembly hardware. Patented design.

A. HIERARCHY SHAPES DESK

SO11336 ★	Standard - Black Leg	29.9"W x 28.4"D x 22-32"H	42 lbs	\$425.00
SO11436 ★	Standard - Platinum Leg	29.9"W x 28.4"D x 22-32"H	42 lbs	\$425.00
SO11335 ★	Large - Black Leg	34.9"W x 32.5"D x 22-32"H	54 lbs	\$487.00
SO11435 ★	Large - Platinum Leg	34.9"W x 32.5"D x 22-32"H	54 lbs	\$487.00

B. HIERARCHY BOOMERANG DESK

SO1033H ★	Black Leg	36.7"W x 24"D x 22-32"H	40 lbs	\$502.00
SO1043H ★	Platinum Leg	36.7"W x 24"D x 22-32"H	40 lbs	\$502.00

C. STUDENT DESK CASTERS

SO66654 ★	Non-locking (set of 2)	1.5" diameter	3 lbs	\$39.00
SO66659 ★	Locking (set of 2)	1.5" diameter	3 lbs	\$42.00

D. WIRE BOOK BOX

SO66661 ★	Black	15"W x 13.5"D x 4"H	5 lbs	\$44.00
SO66662 ★	Chrome	15"W x 13.5"D x 4"H	5 lbs	\$44.00

E. STUDENT DESK PACK HOOK

SO66669 ★	(Set of 2)	Holds up to 50 lbs	2 lbs	\$8.00
------------------	------------	--------------------	-------	--------

F. STUDENT DESK CUP HOLDER

SO59019 ★	(Set of 1)	6.5"W x 4"D x 4.1"H	1 lbs	\$21.00
------------------	------------	---------------------	-------	---------

G. GANGING DEVICE

SO66640 ★	(Set of 2)	4.5"W x .25"D x 1.63"H	3 lbs	\$28.00
------------------	------------	------------------------	-------	---------

Please Note: When Ordering The Hierarchy Desks, Provide Both The Band & Laminate Option.

★ Gold Stars Indicate Product New for 2020.

Classic Series™ CHAIR DESKS



Stout 1½" tubular steel frame for strength. Your choice of a space-saving tablet arm model, or a study top combo with a larger work surface. Each model is equipped with a durable high-pressure laminate work surface and under seat steel rod book rack.



★ **NEW!**



#9700BR
Navy w/Medium
Oak Work Surface

18"

TABLET-ARM CHAIR DESK

SKU: **SO9700BR** ★

- Standard Desk Surface - 20 x 12 x 25
- Book Rack

24"W x 33½"D x 30"H

List: \$403.00

CHAIR DESK

SKU: **SO9400BR** ★

- Large Desk Surface - 24 x 18
- Book Rack

24"W x 33½"D x 30"H

List: \$423.00

Colors/Finishes Available:

Shown w/Medium Oak Writing Surface, Navy Seat & Chrome Frame. Additional Finish/Color Options Available - **Call Your Local Sales Representative For Details**

★ **NEW!**



#9400BR
Navy w/Medium
Oak Work Surface

18"


MEETS OR EXCEEDS
ANSI BIFMA
STANDARDS



COLORS & FRAMES AVAILABLE SPECIAL ORDER:



DESK SURFACE AVAILABLE SPECIAL ORDER:



VIRCO 10 YEAR WARRANTY



Gold Stars Indicate
Product New for 2020.

SO = **SPECIAL ORDER**



Educational LAB FURNITURE

PLAIN APRON TABLE

These tables are built for years of dependable service. Legs and aprons are constructed of solid red oak. They are finished with a chemical resistant, earth-friendly UV finish. Aprons are constructed of solid red oak and are 1³/₁₆" D x 4¹/₂" H with heavy-duty 13-gauge steel corner braces. 2¹/₄" square solid oak legs, with 5¹/₁₆" hanger bolts installed, are attached to apron with nuts and washers supplied. All tables are equipped with non-skid adjustable glides for precise leveling and for prevention of rocking on uneven floors. Tables are supplied with black rubber leg boots which offer protection against scuffing and chemical spills. Standard table height is 30" with a weight capacity of 500 lbs. (Shipped KD with tops attached)



MODEL #	DESCRIPTION	DIMENSION
QSP7101K30N	Oak/Plastic Laminate Top	48"W x 24"D x 30"H
QSP7102K30N	Oak/ChemGuard Top	48"W x 24"D x 30"H
QSP7106K30N	Oak/Solid Epoxy Top	48"W x 24"D x 30"H
QSP7201K30N	Oak/Plastic Laminate Top	54"W x 24"D x 30"H
QSP7202K30N	Oak/ChemGuard Top	54"W x 24"D x 30"H
QSP7206K30N	Oak/Solid Epoxy Top	54"W x 24"D x 30"H
SOP7206M30N	Maple/Solid Epoxy Top	54"W x 24"D x 30"H
QSP7601K30N	Oak/Plastic Laminate Top	60"W x 24"D x 30"H
QSP7602K30N	Oak/ChemGuard Top	60"W x 24"D x 30"H
QSP7606K30N	Oak/Solid Epoxy Top	60"W x 24"D x 30"H

5' INSTRUCTOR DESK

Complete demonstration center constructed of solid oak hardwood and oak veneers. It is finished with a chemical resistant, earth-friendly UV finish. Included are four drawers (three small, one file), and a large cupboard. The drawers are expertly crafted from the finest materials with dovetail joinery throughout. Drawers run on epoxy coated steel glides with nylon bearings for smooth operation. All units come with a GFI protected AC

duplex receptacle. Unit comes with combination cold water/gas fixture, and polypropylene trap. Comes standard with pull out writing board, support rod with crossbar, rubber base molding and locks for cupboard and all drawers.



MODEL #	DESCRIPTION	DIMENSION
QS1216KL	Solid Epoxy Top	60"W x 30"D x 36"H

Table/Base Finish: Oak
Top Finish: Black Epoxy Resin

QS = QUICKSHIP SO = SPECIAL ORDER

FORWARD VISION I

This popular workstation allows four students to work at a single station while all are facing the teacher. The unique design leaves enough room to store four stools (not included) under the workstation. Sink units come with two combination cold water/gas fixtures. It comes with two GFI electrical outlets, and ample storage. The door cabinet comes with two adjustable shelves. The station is finished with a chemical resistant, earth-friendly UV finish. All doors and drawers lock.



MODEL #	DESCRIPTION	DIMENSION
QS2946K	Solid Epoxy Top	96"W x 50"D x 36"H

ECONOMY MOBILE LAB TABLE

Constructed from select oak and oak veneers with a chemical resistant, earth-friendly UV finish. It features unbreakable aluminum sliding door glides and lock. The 1¹/₄" thick high-pressure laminated top is bound with a Plastic-T Molding. It has a mobile capacity of 500 lbs., and is equipped with a stainless steel sink, hand pump, heavy-duty 4" locking swivel casters, 25' grounded extension cord, two 2¹/₂ gallon water bottles, connecting hoses, two 3⁴/₄" diameter upright rods, one 1²/₂" diameter crossbar with clamps, two fully adjustable shelves, and a GFI protected AC duplex electrical outlet. Sink measures 15"W x 13"L x 5"D.



MODEL #	DESCRIPTION	DIMENSION
QS4111K	Economy Lab Table	48"W x 24"D x 36"H
QS4000K	Mobile Mirror	20 ³ / ₄ "W x 1 ¹ / ₂ "D x 27 ³ / ₄ "H
QS4001K	Mirror/Marker Board	20 ³ / ₄ "W x 1 ¹ / ₂ "D x 27 ³ / ₄ "H

MOBILE MICROSCOPE STORAGE CABINET

Provides a safe, convenient way to store your microscopes. It is constructed of solid hardwood, solid oak and oak veneers with a chemical resistant, earth-friendly UV finish. The front and back doors have locks. The unit contains removable wire dividers to provide an individual space for each individual microscope (6³/₄" x 10" x 15¹/₂"). With a mobile capacity of 500 lbs., this cabinet rolls on heavy-duty swivel casters with brakes. The top is 1¹/₄" black plastic laminate. The cabinet has storage for 24 standard microscopes.



MODEL #	DESCRIPTION	DIMENSION
QS4701K	High Pressure Laminate Top	48"W x 24"D x 40 ³ / ₄ "H

CALL FOR PRICING



Educational LAB FURNITURE

FAB-LAB WORKBENCH

Perfect for Makerspaces and Fab-Labs. It can be adjusted in height from 25½"H to 35½"H. Add the optional 5" locking casters and you'll add another 6" in height. The legs are 12 gauge steel and have 14 gauge stringers for strength and stability. The steel base is finished with a gray baked enamel finish. The static weight capacity is 1400 lbs. without casters and 1000 lbs with casters added. Need storage? Add the 18 gauge 8"D shelf. Choose from a 1¾" thick maple work surface or the 1½" thick ShopTop.



Pictured w/Optional Shelf & Casters

MODEL #	DESCRIPTION	DIMENSION
SOAMS6030M	Top: Maple	60"W x 30"D x 35½"H
SOAMS6030S	Top: ShopTop	60"W x 30"D x 35½"H
SOAMS7230M	Top: Maple	72"W x 30"D x 35½"H
SOAMS7230S	Top: ShopTop	72"W x 30"D x 35½"H
SOAMS9630M	Top: Maple	96"W x 30"D x 35½"H
SOAMS9630S	Top: ShopTop	96"W x 30"D x 35½"H
SO253993	18 Gauge Shelf - 60"	60"W x 8"D
SO253994	18 Gauge Shelf - 72"	72"W x 8"D
SO253995	18 Gauge Shelf - 96"	96"W x 8"D
SO253996	Heavy Duty Casters (Set of 4)	4"H

DRAWING TABLE

Your choice of 4 different tables includes one and two-piece tops, plain apron, two sizes of drawers and two heights. All units have solid maple legs and aprons and fully adjustable ¾" tops with the soft close feature. The one-piece tops measure 36"W x 24"D. The two-piece top has a 24"W x 24"D adjustable side and a 12"W x 24"D fixed, flat side. All models are available in either 30"H or 36"H.



MODEL #	DESCRIPTION	DIMENSION
QSDT9A30	1-Piece Top (30"), Plain Apron	36"W x 24"D x 30"H
QSDT9SA30	2-Piece Top (30"), Plain Apron	36"W x 24"D x 30"H
QSDT9A37	1-Piece Top (36"), Plain Apron	36"W x 24"D x 36"H
QSDT9SA37	2-Piece Top (36"), Plain Apron	36"W x 24"D x 36"H

ART BENCH

This sturdy bench can be used in art rooms, libraries and wherever you want a solid place for people to sit. The unit is made of ¾" solid maple. A built in shelf provides a handy place to store books and papers. Finished with an earth friendly UV finish.



MODEL #	DESCRIPTION	DIMENSION
QSAB	Art Bench w/Shelf	17"W x 12"D x 17"H

TWO-STATION STEEL WORKBENCH

Base consists of a single-faced heavy gauge unit, welded and riveted throughout. The unit provides six locker openings (12"W x 21"D x 15"H). Vented doors have spring loaded hinges, padlock hasp, and knockout plug for cylinder locks. Top is constructed of 2¼" maple. Available with or without vises. Gray (WB60) or black (WB6BL) for base unit.



MODEL #	DESCRIPTION	DIMENSION
SOWB60V	Two-Station/0 Vises (Gray)	64"W x 28"D x 33¼"H
SOWB61V	Two-Station/1 Vise (Gray)	64"W x 28"D x 33¼"H
SOWB62V	Two-Station/2 Vises (Gray)	64"W x 28"D x 33¼"H
SOWB6BL0V	Two-Station/0 Vises (Black)	64"W x 28"D x 33¼"H
SOWB6BL1V	Two-Station/1 Vise (Black)	64"W x 28"D x 33¼"H
SOWB6BL2V	Two-Station/2 Vises (Black)	64"W x 28"D x 33¼"H

PLANNING TABLES

The base is constructed of two tapered solid maple pedestal style panel legs with two solid maple truss bars. Top options are: 1¾" solid maple top or 1¼" plastic laminate in either birch or almond color.



MODEL #	DESCRIPTION	DIMENSION
QSPT62M	Plain/Maple	60"W x 42"D x 30"H
QSPT62PNB	Plain/Natural Birch P. Lam	60"W x 42"D x 30"H
QSPT62P	Plain/Almond P. Lam	60"W x 42"D x 30"H

MOBILE TOTE TRAY CABINET

Organize materials or assign separate storage with this mobile tote tray cabinet. This plywood cabinet holds up to 24 totes measuring 19"x 14½" x 3½"H. 4" locking swivel casters allow the cabinet to be moved to various areas of the building or just set aside when not needed. The unit can be ordered with locking doors or as an open cabinet.



MODEL #	DESCRIPTION	DIMENSION
SOMTTC4824	Open Style Cabinet	48"W x 22"D x 51"H
SOMTTC4824WD	Cabinet With Doors	48"W x 22"D x 51"H
SO100135	Replacement Tote	19"W x 14½"D x 3½"H

QS = QUICKSHIP SO = SPECIAL ORDER

CALL FOR PRICING

Spry **MOBILE MARKER BOARD** by OfficeSource®

Constructed of durable lightweight materials, the aluminum frame adds style to any presentation or shared work environment. Use alone or join together with the optional ganging hardware to create a semi-private space. Featuring two locking casters and a magnetic surface you can display any important document and not worry about the board moving anywhere. Start sharing ideas today with the Spry Mobile Marker Board by OfficeSource.



MAGNETIC MOBILE WHITE BOARD SKU: MWB3366SI

36¼"W x 25"D x 65½"H

- 2 Locking casters
 - Use flat plate connector when joining more than one board
- List: \$1,061.00

STANDARD FEATURES

- Durable light weight material
- Magnetic surface
- Locking casters
- Use alone or join together

FLAT PLATE CONNECTOR SKU: MWBGHSI

List: \$31.00



#MWB3366SI (2)
+ #MWBGHSI (1)

Magnetic **WHITE BOARDS** by OfficeSource®

MAGNETIC WHITE BOARDS			
SKU	SIZE	WEIGHT	LIST PRICE
WBM2436	35½"W x 23½"H	13 lbs	\$250.00
WBM3648	47¼"W x 35½"H	26 lbs	\$310.00
WBM4848	47¼"W x 47¼"H	32 lbs	\$340.00
WBM4860	59"W x 47¼"H	40 lbs	\$370.00
WBM4872	71"W x 47¼"H	48 lbs	\$455.00
WBM4896	94½"W x 47¼"H	64 lbs	\$619.00



STANDARD FEATURES

- Fiberboard core • Aluminum frame with abs edge cover • Galvanized steel back
- Movable hooks & pen tray • 4-6 magnets • Lacquered steel surface



Pictured w/Shapes Collection

STANDARD FEATURES

- Porcelain steel magnetic finish • Easy erase, without ghosting • Can be used as a stand-alone solution
- Limited Lifetime Warranty • Use with other pieces from the collection for custom solution



#MGWB3665
Glass White Board

**MOBILE, MAGNETIC, GLASS WHITE BOARD
W/SILVER TRIM - WHITE GLASS**


SKU: MGWB3665 (Feet Required)
36¼"W x 25"D x 65½"H* List: \$1,339.00
*Height includes feet



#MWGBFEET2
Pair of Feet w/Casters



#MWGBFEET1
Single Foot w/Casters



#MWGBPOST
Post Foot w/Caster

**Feet & Connectors
Stocked In: Silver**



#MWGBST
Straight Connector



#MWGB3T
3 Way "T" Connector



#MWGB360D
3 Way 60° Connector



#MWGBX
4 Way "X" Connector

FEET OPTIONS

PAIR OF FEET W/CASTERS
SKU: MWGBFEET2 List: \$329.00

SINGLE FOOT W/CASTERS
SKU: MWGBFEET1 List: \$175.00

POST FOOT W/CASTER
SKU: MWGBPOST List: \$93.00

CONNECTORS


STRAIGHT CONNECTOR
SKU: MWGBST List: \$67.00

3 WAY "T" CONNECTOR
SKU: MWGB3T List: \$77.00

3 WAY 60 DEGREE CONNECTOR
SKU: MWGB360D List: \$93.00

4 WAY "X" CONNECTOR
SKU: MWGB4X List: \$93.00

90 DEGREE CONNECTOR (NOT PICTURED)
SKU: MWGB90 List: \$72.00



A. Porcelain Steel White Board with Ultra Trim – Magnetic porcelain steel dry erase surface is engineered for exceptional color contrast with dry erase markers. Reduced surface light distortion enhances visibility to provide optimum eye comfort. Superior writability and erasability is matched with low profile Ultra Trim for a modern, clean-lined board. Available in silver or black. Includes matching magnetic accessory tray.

B. Dura-Rite® White Board with Deluxe Aluminum Trim – Wear-resistant HPL white board surface lasts up to 125 times as long as standard melamine. Features anodized aluminum trim with a full-length tackable map rail and full-length accessory tray with rubber end caps.

C. Presidential Bite Board – Features a hidden tackless paper holder along the top of modern curved anodized aluminum trim. Tackless paper holder displays documents without damage. Dura-Rite® HPL provides a wear-resistant surface at an affordable price, with smooth writability and easy erasability. Lasts up to 125 times as long as standard economy boards. **QS = QUICKSHIP**

A. PORCELAIN STEEL WHITE BOARD – ULTRA TRIM					
QS2029B 	Silver Trim	3'W x 2'H	20 lbs	\$176.00	
2029C	Silver Trim	4'W x 3'H	36 lbs	\$321.00	
QS2029D	Silver Trim	4'W x 4'H	69 lbs	\$340.00	
2029G	Silver Trim	6'W x 4'H	94 lbs	\$594.00	
QS2029H	Silver Trim	8'W x 4'H	120 lbs	\$713.00	
QS2028B 	Black Trim	3'W x 2'H	20 lbs	\$177.00	
QS2028C	Black Trim	4'W x 3'H	36 lbs	\$321.00	
QS2028D	Black Trim	4'W x 4'H	69 lbs	\$340.00	
QS2028G	Black Trim	6'W x 4'H	94 lbs	\$594.00	
QS2028H	Black Trim	8'W x 4'H	120 lbs	\$713.00	
B. DURA-RITE® WHITE BOARD – DELUXE ALUMINUM TRIM					
QS212AC	Dura-Rite®	4'W x 3'H	23 lbs	\$152.00	
QS212AD	Dura-Rite®	4'W x 4'H	50 lbs	\$216.00	
212AG	Dura-Rite®	6'W x 4'H	67 lbs	\$310.00	
212AH	Dura-Rite®	8'W x 4'H	83 lbs	\$404.00	
C. PRESIDENTIAL BITE BOARD					
QS212PBBT 	Dura-Rite®	3'W x 2'H	13 lbs	\$131.00	
QS212PCBT	Dura-Rite®	4'W x 3'H	23 lbs	\$216.00	
QS212PDBT	Dura-Rite®	4'W x 4'H	50 lbs	\$322.00	
QS212PGBT	Dura-Rite®	6'W x 4'H	67 lbs	\$472.00	
QS212PHBT	Dura-Rite®	8'W x 4'H	83 lbs	\$620.00	



STANDARD FEATURES

- Compatible with any dry/wet-erase marker, grease pen, etc. Easily cleans without ghosting or staining. Accepts rare earth magnets.
- Simple and sturdy mounting devices are padded to protect surface.
- Includes aluminum accessory tray, set of magnets, and eraser. Optional glass accessory tray available separately.
- New brass colored mounts available to elevate the style of your Visionary®.
- Fifty year limited warranty.

	Guarantee	Writability	Erasability	Magnetic	Weight	Cost
Porcelain	50 Year	★★★★★	★★★★★	✓	📦📦📦	\$\$\$
Dura-Rite®	20 Year	★★★★	★★★★		📦📦	\$
Visionary®	50 Year	★★★★★	★★★★★	✓	📦📦📦📦	\$\$\$\$

A. VISIONARY® MAGNETIC GLASS DRY ERASE WHITE BOARD

QS83843 📦	Gloss White	3'W x 2'H	19 lbs	\$143.00
83844	Gloss White	4'W x 3'H	42 lbs	\$292.00
83845	Gloss White	6'W x 4'H	79 lbs	\$606.00
83846	Gloss White	8'W x 4'H	104 lbs	\$772.00

B. VISIONARY® BLACK MAGNETIC GLASS DRY ERASE BOARD

QS84061 📦	Gloss Black	3'W x 2'H	19 lbs	\$220.00
QS84062	Gloss Black	4'W x 3'H	42 lbs	\$374.00
QS84064	Gloss Black	6'W x 4'H	79 lbs	\$606.00
QS84065	Gloss Black	8'W x 4'H	104 lbs	\$772.00

C. VISIONARY® HIERARCHY MAGNETIC GLASS DRY ERASE BOARD

QS83844H	Specify Color	4'W x 3'H	42 lbs	\$314.00
QS83845H	Specify Color	6'W x 4'H	79 lbs	\$655.00
QS83846H	Specify Color	8'W x 4'H	104 lbs	\$833.00

D. GLASS ACCESSORY TRAY

572 📦	Clear	12"W x 1"H x 4"D	2 lbs	\$47.00
--------------	-------	------------------	-------	---------

E. BRASS FINISH MOUNTS ★ **NEW!**

QSB574V ★ 📦	(Set of 4)	For 4'W x 3'H Boards	2 lbs	\$58.00
QSB574V6 ★ 📦	(Set of 6)	For 6'W x 4'H Boards	2 lbs	\$86.00
QSB574V8 ★ 📦	(Set of 8)	For 8'W x 4'H Boards	2 lbs	\$112.00

A. Visionary® Magnetic Glass Dry Erase White Board – Modernize your space with a functional and contemporary image. Visionary boards provide the best of a quality white board with smart style. Borderless and seamless, in glossy white. Tempered safety glass ideal for use in any environment. Accepts rare earth magnets.



B. Visionary® Black Magnetic Glass Dry Erase White Board – Ultra durable gloss black glass magnetic marker board is a contemporary communication tool providing the highest quality writing and erasing experience. Tempered safety glass for use in any environment. Accepts rare earth magnets.

C. Visionary® Hierarchy Magnetic Glass Dry Erase White Board – Smooth and cool gloss magnetic glass now available in a variety of colors to match your environment. Please specify color when ordering: Red (HRED), Orange (HORG), Yellow (HYLW), Green (HGRN), Blue (HBLU), Navy (HNVY), or Purple (HPUR). Tempered safety glass for use in any environment. Accepts rare earth magnets.

D. Glass Accessory Tray – The ideal stylish accessory for any of the Visionary® magnetic glass boards. Made with clear glass, the tray mounts wherever it is needed.

E. Visionary® Brass Finish Mounts – New and modern brass finish hardware adds an extra chic element to any Visionary® Magnetic Glass Board.

QS = QUICKSHIP ★ Gold Stars Indicate Product New for 2020.



A. Visionary® Move Mobile Magnetic Glass Board – Double-sided glass mobile white board is a contemporary communication tool. Tempered safety glass ideal for any environment. Accepts rare earth magnets. Available in platinum trim with white or black glass, or with white trim with any of 10 glass colors.


B. Visionary® Curve Mobile Magnetic Glass Board – Beautiful, modern, and compact mobile double-sided glass white board available with platinum trim and gloss white glass, or white trim with any of 10 glass colors. Tempered safety glass for use in any environment. Accepts rare earth magnets.

C. Hierarchy Grow & Roll Mobile Magnetic Glass Board – Ideal for use in collaborative learning environments. Dual-sided magnetic glass marker board with platinum trim. Available in 10 colors and two sizes. Includes dual wheel casters (two locking).



A. VISIONARY® MOVE MOBILE MAGNETIC GLASS BOARD					
QS74950	Gloss White/Platinum	3'W x 4'H	156 lbs	\$972.00	
QS74951	Gloss White/Platinum	6'W x 4'H	360 lbs	\$1,540.00	
QS74950B	Gloss Black/Platinum	3'W x 4'H	156 lbs	\$972.00	
QS74951B	Gloss Black/Platinum	6'W x 4'H	360 lbs	\$1,540.00	
QS74965	Specify Color/White	3'W x 4'H	156 lbs	\$1,018.00	
QS74973	Specify Color/White	6'W x 4'H	360 lbs	\$1,640.00	
QS74965WHT	Low Iron White/White	3'W x 4'H	156 lbs	\$1,485.00	
QS74973WHT	Low Iron White/White	6'W x 4'H	360 lbs	\$2,417.00	
B. VISIONARY® CURVE MOBILE MAGNETIC GLASS BOARD					
QS74955	Gloss White/Platinum	30½"W x 44"H	144 lbs	\$913.00	
QS74957	Specify Color/White	3'W x 4'H	144 lbs	\$913.00	
QS74957WHT	Low Iron White/White	3'W x 4'H	144 lbs	\$1,422.00	
C. GROW & ROLL ★ NEW!					
QS84425	Specify Color/Plat.	3'W x 4'H	150 lbs	\$1,099.00	
QS84425WHT	Low Iron White/Plat.	3'W x 4'H	150 lbs	\$1,289.00	
QS84426	Specify Color/Plat.	4'W x 6'H	350 lbs	\$1,713.00	
QS84426WHT	Low Iron White/Plat.	4'W x 6'H	350 lbs	\$1,926.00	

QS = QUICKSHIP ★ Gold Stars Indicate Product New for 2020.



A. D.O.C. MOBILE ROOM PARTITION & DISPLAY PANEL				
661ADDD	Porcelain Steel	4'W x 6'H	120 lbs	\$907.00
QS661ADHH	Dura-Rite®	4'W x 6'H	100 lbs	\$693.00
661AGDD	Porcelain Steel	6'W x 6'H	180 lbs	\$1,251.00
QS661AGHH	Dura-Rite®	6'W x 6'H	160 lbs	\$868.00
B. PLATINUM MOBILE REVERSIBLE BOARD				
669RUDD	Porcelain Steel	30"W x 40"H	66 lbs	\$907.00
QS669RUHH	Dura-Rite®	30"W x 40"H	56 lbs	\$742.00
QS669RGDD	Porcelain Steel	4'W x 6'H	147 lbs	\$1,399.00
QS669RGHH	Dura-Rite®	4'W x 6'H	104 lbs	\$1,058.00

A. D.O.C. Mobile Room Partition & Display Panel – Versatile multi-purpose partitions let you divide, organize, and customize any work or display area. Mobile double-sided boards available in magnetic porcelain steel or Dura-Rite® HPL white board. Modern aluminum trim.

B. Platinum Mobile Reversible Board – Get up to twice the functional space as a traditional wall-mount board with this versatile mobile reversible board. Double-sided board available in magnetic porcelain steel, providing superior writability and erasability, or long-lasting and economical Dura-Rite® HPL whiteboard.

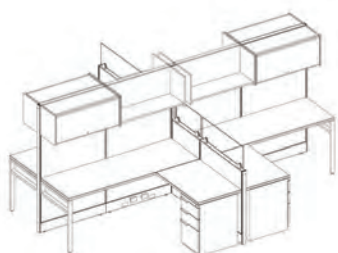
QS = QUICKSHIP



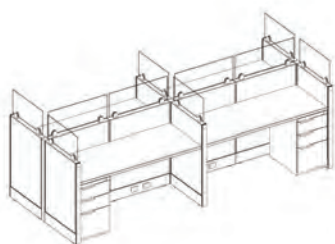
FUSE

Affordable Yet Modern Panel System

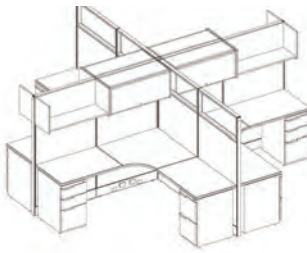
Featuring a wide selection of components that will meet various needs in a fast, modern and price conscious world, this collection maintains high quality, while not breaking the bank. Build anything from a call center station, open plan configuration or even a semi-private office, integrating the most popular array of storage and accessories to complement your workspace, to meet the highest demands of your team. Shop the Fuse Collection, and start creating your ideal workspace today.



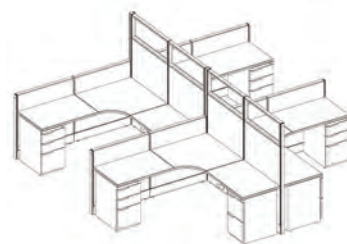
TYPICAL 1 – Quad Workstation



TYPICAL 2 – Quad Workstation



TYPICAL 3 – Quad Workstation




TYPICAL 4 – Quad Workstation

SEVERAL WORK SURFACE AND PANEL OPTIONS AVAILABLE



FUSE - UPHOLSTERIES AVAILABLE:



Sky Fabric
w/Silver Trim



Steel Fabric
w/Silver Trim

FUSE - LAMINATE FINISHES AVAILABLE:



Roble Renovaes



Fresno Glacial



A. FABRIC COVERED PANEL				
OSTPFW2439 ★	Fabric Covered 24-39"	24"W x 39"H	22 lbs	\$475.00
OSTPFW3039 ★	Fabric Covered 30-39"	30"W x 39"H	28 lbs	\$550.00
OSTPFW3639 ★	Fabric Covered 36-39"	36"W x 39"H	30 lbs	\$595.00
OSTPFW2467 ★	Fabric Covered 24-67"	24"W x 67"H	38 lbs	\$605.00
OSTPFW3067 ★	Fabric Covered 30-67"	30"W x 67"H	42 lbs	\$820.00
OSTPFW3667 ★	Fabric Covered 36-67"	36"W x 67"H	49 lbs	\$835.00

B. SEGMENTED FABRIC COVERED PANEL				
OSTGAW2467T ★	Fabric/Tempered Crystal	24"W x 67"H	50 lbs	\$750.00
OSTGAW3067T ★	Fabric/Tempered Crystal	30"W x 67"H	54 lbs	\$1,055.00
OSTGAW3667T ★	Fabric/Tempered Crystal	36"W x 67"H	61 lbs	\$1,095.00

C. CONNECTORS				
OSTHSC3400 ★	Straight Line Connector 39"	39"H	2 lbs	\$45.00
OSTHSC6200 ★	Straight Line Connector 67"	67"H	3 lbs	\$60.00
OSTT2C3900 ★	2-Way 90° Connector 39"	39"H	7.3 lbs	\$245.00
OSTT2C6700 ★	2-Way 90° Connector 67"	67"H	12.7 lbs	\$310.00
OSTT3C3900 ★	3-Way 90° Connector 39"	39"H	8.3 lbs	\$290.00
OSTT3C6700 ★	3-Way 90° Connector 67"	67"H	14.4 lbs	\$360.00
OSTT4C3900 ★	4-Way 90° Connector 39"	39"H	9.3 lbs	\$340.00
OSTT4C6700 ★	4-Way 90° Connector 67"	67"H	16.1 lbs	\$405.00
OSTTEP3900 ★	Panel Finished End 39"	39"H	1.9 lbs	\$75.00
OSTTEP6700 ★	Panel Finished End 67"	67"H	3.3 lbs	\$105.00
OSTHWS3400 ★	Wall Start for 39"	39"H	5 lbs	\$80.00
OSTHWS6200 ★	Wall Start for 67"	62"H	7 lbs	\$105.00
OSTTEZ6234 ★	Finish End Change of HT Kit 67-39"	28"H	0.98 lbs	\$95.00
OSTTSZ6234 ★	Change of Height Conn. Kit 67-39"	28"H	4.71 lbs	\$105.00
OSTTPC11800 ★	1-Way Power Pole 118"	118"H	21 lbs	\$575.00

D. WORK SURFACES				
OSTWRS2424 ★	Rectangular Work Surface	24"W x 24"D	30 lbs	\$220.00
OSTWRS3024 ★	Rectangular Work Surface	30"W x 24"D	35 lbs	\$270.00
OSTWRS3624 ★	Rectangular Work Surface	36"W x 24"D	40 lbs	\$305.00
OSTWRS6024 ★	Rectangular Work Surface	60"W x 24"D	61 lbs	\$555.00
OSTWRS6624 ★	Rectangular Work Surface	66"W x 24"D	66 lbs	\$605.00
OSTWRS7224 ★	Rectangular Work Surface	72"W x 24"D	73 lbs	\$605.00
OSTWCR3624 ★	Corner Work Surface Round Front	36"W x 24"D	59 lbs	\$590.00

E. HARDWARE				
OSZCTR0000N ★	Right Cantilever	17"W	1.5 lbs	\$11.00
OSZCTL0000N ★	Left Cantilever	17"W	1.5 lbs	\$11.00
OSZCBR0000N ★	Corner Right Bracket		.30 lbs	\$17.00
OSZCBL0000N ★	Left Corner Bracket		.30 lbs	\$17.00
OSZUFB0000 ★	Flat Bracket		.30 lbs	\$16.00

F. STORAGE, SUPPORT & ACESORIES				
OSTFBP2415US ★	Support Pedestal BBF	15"W x 22"D	70.5 lbs	\$1,060.00
OSTFFP2415US ★	Support Pedestal FF	15"W x 22"D	66 lbs	\$1,060.00
OSTSP201810 ★	Susp. Open Personal Storage	10"W x 18"D		\$370.00
OSTFUF3615 ★	Fabric Flipper Door Unit w/Lock	36"W x 15"D	41 lbs	\$605.00
OSTSHB3615S ★	High Shelf Square End Kit	36"W x 15"D	28 lbs	\$262.00
OSFSPS2428 ★	Support End Squ. Base w/Glide	24"D	9 lbs	\$215.00
OSTATB3615 ★	Tackboard 36"	36"W x 12"H	9 lbs	\$190.00
OSTATK3600 ★	Tool Bar Kit 36"	36"W x 12"H	3 lbs	\$150.00
OSTMGF2412T ★	Tempered Frosted Gl. Screen	24"W x 12"H	4.5 lbs	\$425.00
OSTMGF3012T ★	Tempered Frosted Gl. Screen	30"W x 12"H	5.6 lbs	\$470.00
OSTMGF3612T ★	Tempered Frosted Gl. Screen	36"W x 12"H	6.6 lbs	\$510.00

G. RACEWAYS				
OSTTRN2400 ★	Metal Cover w/out Outlets 24"	24"W	1.7 lbs	\$55.00
OSTTRN3000 ★	Metal Cover w/out Outlets 30"	30"W	2.1 lbs	\$175.00
OSTTRN3600 ★	Metal Cover w/out Outlets 36"	36"W	2.5 lbs	\$65.00
OSTTRP2400 ★	Metal Cover w/Outlets 24"	24"W	1.7 lbs	\$55.00
OSTTRP3000 ★	Metal Cover w/Outlets 30"	30"W	2.1 lbs	\$65.00
OSTTRP3600 ★	Metal Cover w/Outlets 36"	36"W	2.5 lbs	\$70.00
OSTTRPC3600 ★	Metal Cover w/Comm. Outlets	36"W	2.5 lbs	\$75.00

H. ENERGY COMPONENTS				
OSTECA1100US ★	Power Harness for Frame 10.75"		1 lbs	\$242.00
OSTEFC0000US ★	Ceiling Infeed	145"W	3 lbs	\$280.00
OSTEFF0000US ★	Floor Power Entry	72"W	2 lbs	\$190.00
OSTEOR1000US ★	Receptable Line 1		.20 lbs	\$80.00
OSTEOR2000US ★	Receptable Line 2		.20 lbs	\$80.00
OSTEOR3000US ★	Receptable Line 3		.20 lbs	\$80.00
OSTEOR4000US ★	Receptable Line 4 (Dedicated)		.20 lbs	\$80.00
OSTDJH0000US ★	Jack housing			\$17.00
OSTEO60000US ★	Black faceplate			\$15.00
OSTEI20000US ★	"T" Connector			\$261.00
OSTEPP1400US ★	Power Pass through Jumper 14"	14"H	1 lbs	\$105.00
OSTEPP1700US ★	Power Pass through Jumper 17"	17"H	1 lbs	\$105.00
OSTEPP2000US ★	Power Pass through Jumper 20"	20"H	1 lbs	\$105.00
OSTEPP2300US ★	Power Pass through Jumper 23"	23"H	1 lbs	\$105.00
OSTEPP2600US ★	Power Pass through Jumper 26"	26"H	1 lbs	\$105.00
OSTEPP2900US ★	Power Pass through Jumper 29"	29"H	1 lbs	\$105.00
OSTEPP5400US ★	Power Pass through Jumper 54"	54"H	3 lbs	\$150.00
OSTEPP6000US ★	Power Pass through Jumper 60"	60"H	3 lbs	\$150.00
OSTEPP6600US ★	Power Pass through Jumper 66"	66"H	4 lbs	\$150.00

★ Gold Stars Indicate Product New for 2020.

OS PANELS
by OfficeSource®

↑ **SKU: PANEL SYSTEM 8**
(Panel Only)

Total List: \$11,325.00

SKU: COMPLETE PACKAGE 8
(As Pictured w/Desks)

Total List: \$23,265.00

*Please Note: Panel System 8 Lists
Left Hand/Top Side Of Image Only
- Double For Complete Room.*

COMPLETE PACKAGE 8

MODEL #	QTY	DESCRIPTION	W x D x H	LIST PRICE
PL178L	3	Desk w/Corner Extension - Lft	71 x 23½/42x 29½	\$795.00 ea.
PL178R	3	Desk w/Corner Extension - Rt	71 x 23½/42x 29½	\$795.00 ea.
PL179	6	Reversible Return	30 x 24 x 29½	\$242.00 ea.
PL166	6	Deluxe Full Pedestal - B/B/F	15½ x 22 x 28½	\$470.00 ea.
PL175	6	Deluxe Full Pedestal - F/F	15½ x 22 x 28½	\$483.00 ea.
SP366	3	3 Way T Connector		\$126.00 ea.
SP6672	6	Upholstered Panels	72 x 2½ x 66	\$710.00 ea.
SPWM66	3	Wall Mount		\$95.00 ea.
SPCAP66	6	End Cap 66"		\$37.00 ea.
SPG6636	12	Opaque View-Through Panels	36 x 2½ x 66	\$515.00 ea.

UPHOLSTERED PANELS

MODEL #	DIMENSION	LIST PRICE
SP4224	24"W x 42"H	\$289.00
SP4230	30"W x 42"H	\$309.00
SP4236	36"W x 42"H	\$349.00
SP6624	24"W x 66"H	\$350.00
SP6630	30"W x 66"H	\$390.00
SP6636	36"W x 66"H	\$422.00
SP6648	48"W x 66"H	\$515.00
SP6660	60"W x 66"H	\$600.00
SP6672	72"W x 66"H	\$710.00

OPAQUE VIEW-THROUGH PANELS

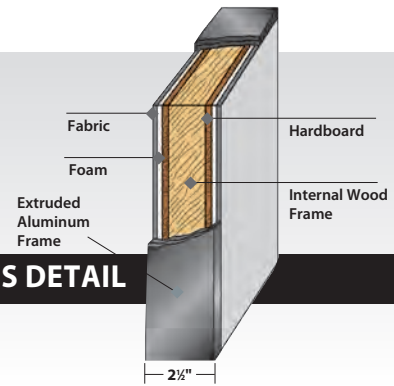
MODEL #	DIMENSION	LIST PRICE
SPG6624	24"W x 66"H	\$415.00
SPG6630	30"W x 66"H	\$455.00
SPG6636	36"W x 66"H	\$515.00

ACCESSORIES

MODEL #	DESCRIPTION	LIST PRICE
SP242	2 Way Corner connector 42"	\$63.00
SP266	2 Way Corner connector 66"	\$105.00
SP342	3 Way T connector 42"	\$84.00
SP366	3 Way T connector 66"	\$126.00
SP442	4 Way + connector 42"	\$85.00
SP466	4 Way + connector 66"	\$126.00
SPPG24	24" Filler For 42" to 66"	\$27.00
SPCAP24	End Cap 24"	\$22.00
SPCAP42	End Cap 42"	\$27.00
SPCAP66	End Cap 66"	\$37.00
SPBASE1	Support Foot	\$52.00
SPWM42	Wall Mount Kit 42"	\$63.00
SPWM66	Wall Mount Kit 66"	\$95.00
SPSH36	36"W Laminate Shelf (Charcoal)	\$180.00
SPSB2	Pair of Shelf Brackets	\$63.00
SFB★	Tie Bracket for Stabilizing Straight run of Panels	\$7.00

OS Panel
Systems

PANEL SYSTEMS DETAIL



Laminate Shelf
SPSH36



Shelf Brackets
SPSB2



Tie Bracket
SFB



Support Foot
SPBASE1



#SPG6636

OS PANELS - UPHOLSTERY
& FINISH IN STOCK



Pewter/Charcoal



Some items in this collection
come ready-to-assemble.



Gold Stars Indicate
Product New for 2020.



COMPLETE PACKAGE 6

MODEL #	QTY	DESCRIPTION	W x D x H	LIST PRICE
PLT3072	4	Rectangular Top	72 x 30 x 1	\$350.00 ea.
PL1012	4	2 Drawer Personal Cabinet	35½ x 22 x 22	\$929.00 ea.
PL1013	4	Open Bookcase	35½ x 22 x 22	\$422.00 ea.
PL110	4	Credenza Top	71 x 22 x 1	\$232.00 ea.
PL207	4	Wardrobe Storage Unit	24¼ x 23¾ x 65½	\$1,699.00 ea.
SP6648	2	Upholstered Panels	48 x 2½ x 66	\$515.00 ea.
SP6636	2	Upholstered Panels	36 x 2½ x 66	\$422.00 ea.
SP4236	12	Upholstered Panels	36 x 2½ x 42	\$349.00 ea.
SPG6636	2	Opaque View-Through Panels	36 x 2½ x 66	\$515.00 ea.
SP366	2	3 Way T Connector		\$126.00 ea.
SP466	1	4 Way T Connector		\$126.00 ea.
SPCAP42	6	End Cap 42"		\$27.00 ea.
PLTV2DEAB4872WF24	4	Deluxe Electric Adjustable Base	72 x 24 x 24½-50	\$1,908.00 ea.

OS PANELS
by OfficeSource®

↑ **SKU: PANEL SYSTEM 6**
(Panel Only)
Total List: \$7,632.00

SKU: COMPLETE PACKAGE 6
(As Pictured w/Desks)
Total List: \$29,792.00



← **SKU: PANEL SYSTEM 1**
(Panels Only)
Total List: \$4,209.00

SKU: COMPLETE PACKAGE 1
(As Pictured w/Desks)
Total List: \$10,241.00

Fabric/Finish In Stock:
Pewter Fabric w/Charcoal Frame

COMPLETE PACKAGE 1

MODEL #	QTY	DESCRIPTION	W x D x H	LIST PRICE
PL1012	1	2 Drawer Personal Cabinet	35½ x 22 x 22	\$929.00
PL1013	1	Open Bookcase	35½ x 22 x 22	\$422.00
PL110	1	Credenza Top	71 x 22 x 1	\$232.00
PL10440H	1	Open Hutch	71 x 15 x 17	\$649.00
PL44LD	1	Laminate Doors (Sets of 2)	17 x ¾ x 15¾	\$54.00
PLTLPHS20	1	Hutch Supports (Pair)	14 x 2 x 20	\$242.00
PLT2472	2	Rectangular Top	72 x 24 x 1	\$299.00 ea.
PLTLP24DR	1	Desk Riser	23¾ x 6½ x 2	\$127.00
PLTULEG24	3	Unite Leg	23¾ x 2 x 28½	\$232.00 ea.
PLTADJMB4872	2	Top Support Beam	67¾ x 2 x 1	\$129.00 ea.
PLTCBBSINGLE	3	Connector Beam Bracket		\$42.00 ea.
PL207	1	Wardrobe Storage Unit	24¼ x 23¾ x 65½	\$1,699.00
SP6624	3	Upholstered Panels	24 x 2½ x 66	\$350.00 ea.
SP6672	1	Upholstered Panels	72 x 2½ x 66	\$710.00
SPG6636	4	Opaque View-Through Panels	36 x 2½ x 66	\$515.00 ea.
SPCAP66	2	End Cap 66"		\$37.00 ea.
SP266	3	2 Way Corner Connector		\$105.00 ea.

PANEL OPTIONS



Durability
OfficeSource™ 2¼" Aluminum frame provides outstanding strength and durability that will last.



Style
Featuring a stylish contemporary trim, OfficeSource™ is a welcomed addition to any office environment.



Versatility
Installation and reconfiguration are easy with the OfficeSource™ EZLOCK connection system.



Some items in this collection come ready-to-assemble.

OS PANELS
by OfficeSource®



← **SKU: PANEL SYSTEM 7** (Panel Only)
Total List: \$3,177.00

SKU: COMPLETE PACKAGE 7
(As Pictured w/Desks)
Total List: \$22,616.00

COMPLETE PACKAGE 7

MODEL #	QTY	Description	W x D x H	List Price
PL183	7	Three Drawer Lateral File	35½ x 22 x 42	\$1,999.00 ea.
PL109	7	File/Credenza Top	35½ x 22 x 1	\$170.00 ea.
PL166	4	Deluxe Full Pedestal - B/B/F	15½ x 22 x 28½	\$470.00 ea.
PLTULEG24	4	Unite Leg	23¾ x 2 x 28½	\$232.00 ea.
PLT2472	4	Rectangular Top	72 x 24 x 1	\$299.00 ea.
PLTRETSUPPORT	4	Return Bracket		\$63.00 ea.
SP4224	4	Upholstered Panels	24 x 2½ x 42	\$289.00 ea.
SP4236	5	Upholstered Panels	36 x 2½ x 42	\$349.00 ea.
SP342	2	3 Way T Connector 42"		\$84.00 ea.
SPCAP42	4	End Cap 42"		\$27.00 ea.




COMPLETE PACKAGE 4

MODEL #	QTY	Description	W x D x H	List Price
PL1013	6	Open Bookcase	35½ x 22 x 22	\$422.00 ea.
PL1053	2	Open Cabinet	16 x 22½ x 20%	\$319.00 ea.
PL110	2	Credenza Top	71 x 22 x 1	\$232.00 ea.
PL166	2	Deluxe Full Pedestal - B/B/F	15½ x 22 x 28½	\$470.00 ea.
PLT2460	2	Rectangular Top	60 x 24 x 1	\$273.00 ea.
PLT2472	2	Rectangular Top	72 x 24 x 1	\$299.00 ea.
PL109	2	File/Credenza Top	35½ x 22 x 1	\$170.00 ea.
PLTULEG24	4	Unite Leg	23¾ x 2 x 28½	\$232.00 ea.
PLTLP24DR	4	Desk Riser	23¾ x 6½ x 2	\$127.00 ea.
PLTADJMDB4872	4	Adjustable Beam		\$129.00 ea.
PLTCBBSINGLEb	4	Connector Beam Bracket		\$42.00 ea.
SP6624	4	Upholstered Panels	24 x 2½ x 66	\$350.00 ea.
SP6660	2	Upholstered Panels	60 x 2½ x 66	\$600.00 ea.
SP6636	2	Upholstered Panels	36 x 2½ x 66	\$422.00 ea.
SP6648	2	Upholstered Panels	48 x 2½ x 66	\$515.00 ea.
SP4236	2	Upholstered Panels	36 x 2½ x 42	\$349.00 ea.
SP266	2	2 Way Corner Connector		\$105.00 ea.
SPCAP42	1	End Cap 42"		\$27.00
SPCAP66	2	End Cap 66"		\$37.00 ea.
SP366	1	3 Way T Connector		\$126.00
SPPG24	1	24" Filler		\$27.00

↑ **SKU: PANEL SYSTEM 4** (Panels Only)
Total List: \$5,636.00

SKU: COMPLETE PACKAGE 4
(As Pictured w/Desks)
Total List: \$13,818.00

**OS PANELS
UPHOLSTERY &
FINISH IN STOCK:**



Pewter/Charcoal



Some items in this collection come ready-to-assemble.

Mobile Screenflex STANDARD ROOM DIVIDERS

Our best-selling divider provides the flexibility to divide rooms, display material, and absorb sound. With tackable panels and exceptional stability, the Standard divider is the solution for your room dividing needs. The dividers arrive fully assembled and roll on caster wheels into position. Choose from 6 heights and 6 lengths to meet your needs. Room dividers are available in a vinyl or fabric covering. The Designer fabrics are treated with Scotchgard™ Fabric Protector to resist dirt and stains. Features black metal trim, hinges and caster covers. Manufacturer's Lifetime Warranty.



COMMERCIAL EDITION DIVIDERS - Specify color code when ordering						
Length	Height					
	4'-0"	5'-0"	6'-0"	6'-8"	7'-4"	8'-0"
5'-9"	QSCFSL403 \$1,094.00	QSCFSL503 \$1,182.00	QSCFSL603 \$1,292.00	QSCFSL683 \$1,435.00	QSCFSL743 \$1,602.00	QSCFSL803 \$1,777.00
9'-5"	QSCFSL405 \$1,403.00	QSCFSL505 \$1,513.00	QSCFSL605 \$1,657.00	QSCFSL685 \$1,811.00	QSCFSL745 \$1,999.00	QSCFSL805 \$2,209.00
13'-1"	QSCFSL407 \$1,712.00	QSCFSL507 \$1,844.00	QSCFSL607 \$2,010.00	QSCFSL687 \$2,198.00	QSCFSL747 \$2,407.00	QSCFSL807 \$2,639.00
16'-9"	QSCFSL409 \$2,021.00	QSCFSL509 \$2,176.00	QSCFSL609 \$2,363.00	QSCFSL689 \$2,573.00	QSCFSL749 \$2,804.00	QSCFSL809 \$3,058.00
20'-5"	QSCFSL4011 \$2,329.00	QSCFSL5011 \$2,529.00	QSCFSL6011 \$2,727.00	QSCFSL6811 \$2,958.00	QSCFSL7411 \$3,212.00	QSCFSL8011 \$3,489.00
24'-1"	QSCFSL4013 \$2,639.00	QSCFSL5013 \$2,848.00	QSCFSL6013 \$3,081.00	QSCFSL6813 \$3,335.00	QSCFSL7413 \$3,610.00	QSCFSL8013 \$3,908.00

Mobile Screenflex CLEAR DIVIDERS















This movable clear acrylic divider provides division with vision. The 3/16" acrylic see-through panels are wet erase compatible. Use the optional Multi-Unit Connector to secure clear or fabric dividers together to create a longer wall.



CLEAR DIVIDERS	
Length	Height - 6'-2"
3'-4"	QSCRD1 \$1,030.00
1 Panel Divider	
10'-0"	QSCRD3 \$2,883.00
3 Panel Divider	

Multi-Unit Connector option – GL - \$51.00
Hanging Dry Erase Marker board option – MBF - \$151.00
Heavy-Duty Available-Call For Details
All Items On This Page Available By Quickship

COMMERCIAL DESIGNER FABRICS

			
QSLake (DB)	QSPrimary Blue (DS)	QSNavy (DV)	QSApple Green (DA)
			
QSMallard (DN)	QSPrimary Yellow (DY)	QSDesert (DW)	QSWalnut (DO)
			
QSDk Brown (DD)	QSOrange (DJ)	QSRose (DM)	QSPrimary Red (DR)
			
QSAuburn (DE)	QSPurple (DP)	QStone (DG)	QSWhite (DT)
			
QSCharcoal Black (DX)	100% RECYCLED POLYESTER		Fabrics Treated with Scotchgard™ Fabric Protector

ROYAL VINYL

			
QSBlue Tide (VB)	QSGranite (VG)	QSRaspberry Mist (VM)	QSMint (VN)
			
QSandwood (DN)	QSHazelnut (VW)	QSCoal (VX)	QSIce (VT)



Please Note: Terms For Quickship Are 5 Business Days For Room Dividers & 10 Business Days For Display Towers (+Shipping Time).



Hannah **PATIENT TREATMENT CHAIR**

- Heavy duty steel, lay flat mechanism
- Back angle infinitely adjustable with pneumatic control
- Features 4 heavy duty (2 lockable) casters for easy mobility
- 830 includes Trendelenburg mechanism providing negative 3° in flat position and pull-out foot tray for patient transport
- 831 has similar features to the 830 without the Trendelenburg or foot tray
- Rated to 500 lbs. (Bariatric models rated to 750 lbs. available)

SKU	DESCRIPTION	DIMENSIONS	GRADE 3 LIST
SO830	Patient Treatment Chair	33"W x 39"D x 44"H	\$4,086.00
SO831	Patient Room Recliner	33"W x 39"D x 44"H	\$3,371.00

Options Available

SODPS	Double Pivot Tablet	24"W x 7"D x 7¼"H	\$701.00
SOLPT	Large, Single Pivot Tablet	27"W x 9½"D x 7¼"H	\$523.00
SOPL	IV Pole with Holder	11"W x 2¾"D x 55½"-90½"H	\$381.00
SOBB	Black Push Bar	24"W x 4½"D x 1"H	\$178.00

Please Note: Prices Based On Grade 3 Upholstery.



Harmony **DAY BED**

- Wall-saver design extends into sleep position
- Lift the front of seat and pull out base to convert to a 78" bed
- Lift chair back and roll forward to convert unit back to chair

SKU	DESCRIPTION	DIMENSIONS	GRADE 3 LIST
SO822	Day Bed	46½"W x 39-78"D x 35"H	\$4,031.00

Please Note: Prices Based On Grade 3 Upholstery.

- **Heavy-Duty Steel,**
- ⌋ **Lay Flat Mechanism**

Ample Storage Under Seat For Sheets, Pillows, Blankets, Etc.



All Items On This Page Available by Special Order

Contact Us for Details



the BIFMA sustainability standard



Flex COLLABORATIVE SEATING



Flex Tiered Seating offers comfortable, multi-level seating for groups to assemble in impromptu meetings or casual gatherings. Ideal for classrooms, conference rooms, lounge or open atrium areas, this seating is easily re-configured to maximize room functionality. Add power to most units on vertical surface with combination 110-volt and active USB port for recharging mobile devices.

SKU	DESCRIPTION	DIMENSIONS	GRADE 3 LIST
SO2002	2-Tiered Square Seat	37"W x 41"D x 35"H	\$2,060.00
SO2003	3-Tiered Square Seat	37"W x 41"D x 35"H	\$2,219.00
SO2032IF	2-Tiered 45° Inside Facing Seat	47¼"W x 39½"D x 35"H	\$2,688.00
SO2032OF	2-Tiered 45° Outside Facing Seat	45½"W x 39½"D x 35"H	\$2,688.00
SO2033IF	3-Tiered 45° Inside Facing Seat	47¼"W x 39½"D x 35"H	\$2,845.00
SO2033OF	3-Tiered 45° Outside Facing Seat	45½"W x 39½"D x 35"H	\$2,845.00



Flex Lounge and Ottomans are designed for casual gatherings and makes perimeter spaces more useful and suitable for collaboration. Ottomans are available in multiple sizes of round, square and rectangular shapes and mix with any HPFi lounge seating product. Add power to most units on (straight) vertical surface with combination 110-volt and active USB port for recharging mobile devices.

SKU	DESCRIPTION	DIMENSIONS	GRADE 3 LIST
SO1520	Round Ottoman	20"W x 20"D x 18"H	\$761.00
SO1532	Octagonal Ottoman	32"W x 32"D x 18"H	\$1,601.00
SO1508	Corner Chair	30"W x 30"D x 30"H	\$2,190.00
SO1554	1-Seat Bench/Ottoman	20"W x 20"D x 18"H	\$795.00
SO1509	Quartile Chair	30"W x 30"D x 30"H	\$2,248.00
SO1507	1½-Seat Chair	30"W x 30"D x 30"H	\$1,800.00
SO1504	1½-Seat Bench/Ottoman	30"W x 20"D x 18"H	\$1,039.00
SO1502	2-Seat Chair	40"W x 30"D x 30"H	\$2,170.00
SO1505	2-Seat Bench/Ottoman	40"W x 20"D x 18"H	\$1,185.00
SO1506	3-Seat Bench/Ottoman	60"W x 20"D x 18"H	\$1,586.00
SO1595OF	90° Outside Facing Loveseat	68"W x 36"D x 30"H	\$3,409.00
SO5828	Round Table, Trumpet Base	28"W x 28"D x 20¼"H	\$977.00

Please Note: Prices Based On Grade 3 Upholstery.



Integrate COLLECTION
by OfficeSource®

All Chairs Come Standard w/Silver Post Legs



#9780



#972ARMCHR (2)



#9785



#9784



#9789



#9788



#9786



#9787

ARMLESS CHAIR
SKU: 9780GRYCHR

Overall: 24"W x 29½"D x 32"H
Seat: 24"W x 20"D x 20"H
List: \$629.00

ARMLESS WEDGE CHAIR
W/BACK ON LARGE SIDE
SKU: 9785GRYCHR

Overall: 30¼"W x 29½"D x 32"H
Seat: 24"W x 21½"D x 20"H
List: \$639.00

ARMLESS WEDGE
W/BACK ON SMALL SIDE
SKU: 9789GRYCHR

Overall: 30½"W x 29¼"D x 31¾"H
Seat: 15¾-30¾"W x 21½"D x 18½"H
List: \$772.00

OTTOMAN/BACKLESS SEAT
SKU: 9786CHR

Overall: 30½"W x 25"D x 20"H
Seat: 30½"W x 25"D x 20"H
List: \$515.00

INTEGRATE
UPHOLSTERY IN STOCK:



Light Gray (PER-T400-4) Back
w/Charcoal (PER-T400-5) Seat & Arm

CHAIR ARM
SKU: 972ARMCHR

5½"W x 29½"D x 26"H
List: \$222.00

CORNER W/BACK
SKU: 9784GRYCHR

Overall: 30"W x 30"D x 32"H
Seat: 21½"W x 21½"D x 18½"H
List: \$799.00

BACKLESS WEDGE
SKU: 9788CHR

Overall: 30½"W x 25"D x 20"H
Seat: 9½-30¼"W x 25"D x 20"H
List: \$576.00

ROUND OTTOMAN
SKU: 9787CHR

Overall: 24"Dia x 20"H
Seat: 24"Dia x 20"H
List: \$442.00

BLACK TABLET ARM
SKU: 9700BLK

15¾"W x 11¾"D x 25¾"H
List: \$109.00



Some items in this collection come ready-to-assemble.

NEED POWER?

DELUXE ARM
W/USB POP-UP
SKU: 972UCHR

5½"W x 29½"D x 26"H
Exposed Cord Length: 45¼"
List: \$339.00





Integrate **COLLECTION**
by OfficeSource®



**INTEGRATE
UPHOLSTERY IN STOCK:**



Light Gray (PER-T400-4) Back
w/Charcoal (PER-T400-5) Seat
& Optional ArmSilver Post Legs



Some items in this collection
come ready-to-assemble.



Millennial *COLLECTION* by OfficeSource®

With Millennial Collection Reception Furniture, you and your office visitors will be pleasantly surprised to discover just how comfortable this black faux leather, tufted cushion seating can feel. The silver accent base completes the look by adding a contemporary feel. Get both looks and comfort when you choose the Millennial Collection.



STANDARD FEATURES

- Modular design lets you use the chairs independently, or you can build your own unique layout with multiple chairs
- All chairs upholstered on all sides with durable black faux leather rated for commercial usage
- "Buttonless" tufts are stitched in rather than held in by flimsy buttons that pop off and get lost
- Chrome metal chair frame & legs

Buttonless Tufts

**MILLENNIAL
UPHOLSTERY
IN STOCK:**



BLK Black Faux Leather
(EVO-BLKPU)



#10511(2), #10519, #10515
Components Form Three Seater
w/Ottoman Configuration



Items on this page may be shipped by a small package carrier.



Modular Design To Customize Your Space

Use Solo Or Combine Components For Group Seating Options



MILLENNIAL UPHOLSTERY IN STOCK:



BLK Black Faux Leather (EVO-BLKPU)

#10511(3), #10519, #10515
Components Form Five Seater Configuration

#10511(3), #10515
Components Form Four Seater Configuration

MILLENNIAL COLLECTION COMPONENT - SELECTION GUIDE



#10511



#10519



#10520

Matching Guest Chair



#10515



#10512



#10513



#10514



#10517

MODULAR GUEST SEATING w/STEEL FRAMES

SKU	DESCRIPTION	DIMENSIONS	LIST PRICE
10511	Armless Chair	26 ³ / ₈ "W x 26 ³ / ₈ "D x 30 ¹ / ₂ "H	\$535.00
10512	Armless Chair w/Power Module (2 USB Ports, 2 Power Outlet, 19 ¹ / ₂ ' Power Cord)	26 ³ / ₈ "W x 26 ³ / ₈ "D x 30 ¹ / ₂ "H	\$629.00
10519	Corner Chair	26 ³ / ₈ "W x 26 ³ / ₈ "D x 30 ¹ / ₂ "H	\$599.00
10520	Guest Chair	29 ¹ / ₈ "W x 27 ¹ / ₂ "D x 30 ¹ / ₂ "H	\$709.00
10515	Ottoman	26 ³ / ₈ "W x 24 ¹ / ₂ "D x 17 ¹ / ₂ "H	\$369.00
10513★	Divider Armrest	6"W x 20"D x 16"H	\$99.00
10514	Armless High Back Chair	26 ³ / ₈ "W x 26 ³ / ₈ "D x 50 ¹ / ₂ "H	\$740.00
10517	Privacy Chair Cubby	33 ³ / ₄ "W x 26 ³ / ₈ "D x 50 ¹ / ₂ "H	\$1,115.00

Faux Leather Upholstery

Gold Stars Indicate Product New for 2020.



Shapes COLLECTION by OfficeSource®

Creative seating for any space! The Shapes Collection by OfficeSource® gives you the ability to arrange the cylinder, cube or quad to create a productive collaborative area. This huddle space is perfect for anything from classrooms to reception areas, and comes in four great color options to fit your personal taste.

SHAPES - UPHOLSTERIES IN STOCK:



TAU Taupe
(PER-BY13013)

GRN Kashmir Green
(PER-BY1306)

BLK Black
(PER-F58)

TEK Black Bonded
Leather (PER-BL01)



#7020CYL
Pictured In Taupe

CYLINDER SEAT
SKU: 7020CYL
16¾"Dia x 17¾"H
List: \$211.00



#7030CUBE
Pictured In Kashmir Green

CUBE SEAT
SKU: 7030CUBE
16¾"W x 16¾"D x 17¾"H
List: \$222.00



#7040QUAD
Pictured In Black Fabric

QUAD SEAT
SKU: 7040QUAD
16¾"W x 26¾"D x 17¾"H
List: \$315.00

**Choose From
3 Shapes**
Cylinder, Cube, or Quad

**Choose From 4
Upholsteries**
Taupe, Kashmir Green,
Black, or Leather



Pictured w/Orb Collection & OS Laminate Storage



Pictured w/OS Laminate Reception Station



Pictured w/OS Multi-Purpose Tables



Pictured w/OS Laminate Collection & OS Multi-Purpose Tables

Draper **COLLECTION** by OfficeSource®

With an **impressive office atmosphere**, not only does the productivity level increase, but it also leaves a positive impression on visitors. The Draper Collection by OfficeSource® is crafted to fulfill all the requirements of attention grabbing and comfortable furniture. Featuring tufted seat and back cushions and silver metal looks, the Draper Collection is your answer for a sophisticated, yet comfortable look.



#9074

SOFA
SKU: 9074
Overall: 66"W x 30¾"D x 32¼"H
Seat: 56¾"W x 20½"D x 19"H
List: \$1,585.00

**Button Tufted Seat,
Back, & Outside Arms**




#9071

CLUB CHAIR
SKU: 9071
Overall: 30¾"W x 30¾"D x 32¼"H
Seat: 21¼"W x 20½"D x 19"H
List: \$845.00

**DRAPER
UPHOLSTERIES
IN STOCK:**



TAU Taupe
(PER-BY13013)



GRN Kashmir Green
(PER-BY1306)



BLK Black
(PER-F58)



Pictured w/OS Multi-Purpose Tables

★ **NEW!**



★ **NEW!** Black

Tribeca COLLECTION by OfficeSource®

Sleek European styling makes Tribeca Collection the perfect choice for office or home. Featuring contemporary design, durable construction and outstanding comfort, Tribeca offers exceptional quality and value.

SOFA
W/SILVER METAL LEGS
SKU: 9683

Overall: 71¼"W x 29¾"D x 32½"H
Seat: 61¾"W x 20"D x 17½"H
List: \$1,799.00

LOVESEAT
W/SILVER METAL LEGS
SKU: 9682

Overall: 51½"W x 29"D x 32"H
Seat: 42"W x 20"D x 17½"H
List: \$1,429.00

CLUB CHAIR
W/SILVER METAL LEGS
SKU: 9681

Overall: 31½"W x 29"D x 32"H
Seat: 21"W x 20"D x 17½"H
List: \$989.00

TRIBECA CLUB CHAIR WITH
BLACK FINISHED TABLET
ARM & SILVER METAL LEGS

SKU: 9681TA
• Right hand only
Overall: 31½"W x 29"D x 32"H
Seat: 21"W x 20"D x 18"H
Tablet Arm: 15¾"W x 11¾"D x 26½"H
List: \$1,299.00



Pictured w/OS Reception Tables

TRIBECA
UPHOLSTERIES
IN STOCK:



BLK Black
Bonded Leather
(PER-BL01BLK)



GRY Gray
Leathertek
(PER-B118)

TABLET ARM
FINISH IN STOCK:



★ **NEW!** Black

★ Gold Stars Indicate
Product New for 2020.



Define **COLLECTION** by OfficeSource®

Create a comfortable setting for your guests that will make waiting more pleasant. Your lobby or reception area is the forefront of your business, and providing distinguished and comfortable seating is the first step towards making a great impression. Define your workspace today with this sophisticated collection by OfficeSource.

STANDARD FEATURES

- Contemporary single piece seat cushion design
- Upholstered in an ultra durable and breathable CareSoftPlus upholstery
- Silver finished metal legs standard

SOFA

SKU: 9703

Overall: 73"W x 32"D x 31"H
Seat: 64½"W x 20½"D x 18½"H
List: \$1,649.00

LOVESEAT

SKU: 9702

Overall: 50"W x 32"D x 31"H
Seat: 43"W x 20½"D x 18½"H
List: \$1,279.00

CLUB CHAIR

SKU: 9701

Overall: 31¼"W x 32"D x 31"H
Seat: 23"W x 20½"D x 18½"H
List: \$864.00



#9703




#9702




#9701

Silver Finished Metal Legs

DEFINE - UPHOLSTERIES IN STOCK:



GRY Gray Leather-Soft Vinyl™
(NOR-CAREPLUSGRY)



BLK Black Leather-Soft Vinyl™
(NOR-CAREPLUSBLK)



Pictured with OS Collection Storage and OS Reception Tables

Madison **COLLECTION** by OfficeSource®

SOFA
W/CHROME FRAME
SKU: 9283

Overall: 76"W x 32"D x 27"H
Seat: 63"W x 22"D x 17¾"H
List: \$1,959.00

LOVESEAT
W/CHROME FRAME
SKU: 9282

Overall: 55"W x 32"D x 27"H
Seat: 41¾"W x 22"D x 17¾"H
List: \$1,499.00

CLUB CHAIR
W/CHROME FRAME
SKU: 9281

Overall: 34¼"W x 32"D x 27"H
Seat: 21"W x 22"D x 17¾"H
List: \$1,019.00

MADISON
UPHOLSTERIES IN STOCK:



BLK Black
Leathertek
(PER-PU15BLK)



WHT White
Leather-Soft Vinyl™
(PER-V260WHT)



Pictured w/OS Laminate Tables & Variant Collection



Sterling COLLECTION by OfficeSource®

★ **NEW!**
COLLECTION

SOFA
W/BRUSHED CHROME LEGS

SKU: 62621BLK★

Overall: 82⁵/₁₆"W x 33¹/₁₆"D x 32¹/₁₆"H

Seat: 70⁷/₁₆"W x 20¹/₂"D x 17³/₁₆"H

List: \$2,199.00

LOVESEAT
W/BRUSHED CHROME LEGS

SKU: 62611BLK★

Overall: 59¹/₁₆"W x 33¹/₁₆"D x 32¹/₁₆"H

Seat: 44¹/₈"W x 20¹/₂"D x 17³/₁₆"H

List: \$1,569.00

CLUB CHAIR
W/BRUSHED CHROME LEGS


SKU: 62601BLK★ 

Overall: 35¹/₁₆"W x 33¹/₁₆"D x 32¹/₁₆"H

Seat: 23¹/₄"W x 20¹/₂"D x 17³/₁₆"H

List: \$1,059.00

STERLING
UPHOLSTERIES
IN STOCK:



BLK Black Leather
(EVO-LEABLK)



★ **NEW!**
COLLECTION

Framed COLLECTION
by OfficeSource®



#9285GRY

CLUB CHAIR W/MATTE
BLACK METAL FRAME


SKU: 9285GRY★

Overall: 34¹/₄"W x 32"D x 27"H

Seat: 20⁷/₈"W x 22¹/₂"D x 17³/₄"H

List: \$1,179.00

FRAMED
UPHOLSTERIES
IN STOCK:



GRY Light Gray
(PER-T400-4)

Pictured w/★NEW! Tubular Base Tables



Pictured w/Mobile Power Tower & Laminate Laptop Table

Manhattan *COLLECTION* by OfficeSource®

STANDARD FEATURES

- Cushioned top grain leather surfaces
- Heavy duty pocket spring coil construction
- Webbed seat & back
- Black finished wood legs standard

SOFA W/BLACK WOOD LEGS SKU: 9883

Overall: 75"W x 32½"D x 31"H
Seat: 62"W x 20½"D x 19½"H
List: \$2,139.00

SIDE C-TABLE SKU: PLTC66T

• Includes Top
22¼"W x 15¾"D x 25½"H
List: \$146.00

LOVESEAT W/BLACK WOOD LEGS SKU: 9882

Overall: 55"W x 32½"D x 31"H
Seat: 42"W x 20½"D x 19½"H
List: \$1,699.00

ACCESSORY



EXTRA LEGS
SKU: WL9800
(Set Of 4)
List: \$62.00

CLUB CHAIR W/BLACK WOOD LEGS SKU: 9881

Overall: 34"W x 32½"D x 31"H
Seat: 20½"W x 20½"D x 19½"H
List: \$1,169.00

Top Grain Leather & Heavy Duty, Pocket Sprint Construction

MANHATTAN UPHOLSTERIES IN STOCK:



BLK Black Top Grain
Leather w/Vinyl Match
(PER-LTHRBLK)



LAT Latte Top Grain
Leather w/Vinyl Match
(PER-LTHRLAT)

MANHATTAN EXTRA LEG FINISHES IN STOCK:



Cherry



Mahogany



Pictured w/Orb Collection



Partridge *COLLECTION* by OfficeSource® 

The Partridge Collection is a simple way to transform any space into one that looks sleek and clean. This collection not only boasts a modern look, but also provides ultimate comfort for any working executive. With this collection including many unique chair options, you will have no problem transforming any environment into one that people will envy.

SOFA W/DARK CHERRY WOOD LEGS

SKU: 50621 ★

Overall: 79 $\frac{1}{16}$ "W x 30 $\frac{3}{8}$ "D x 32 $\frac{1}{16}$ "H

Seat: 65 $\frac{3}{16}$ "W x 18 $\frac{1}{16}$ "D x 17 $\frac{1}{16}$ "H

List: \$1,829.00

LOVESEAT W/DARK CHERRY WOOD LEGS

SKU: 50611 ★

Overall: 58 $\frac{1}{16}$ "W x 30 $\frac{3}{8}$ "D x 32 $\frac{1}{16}$ "H

Seat: 47 $\frac{1}{4}$ "W x 18 $\frac{1}{16}$ "D x 17 $\frac{1}{16}$ "H

List: \$1,429.00

CLUB CHAIR W/DARK CHERRY WOOD LEGS

SKU: 50601 ★ 


Overall: 35 $\frac{7}{8}$ "W x 30 $\frac{3}{8}$ "D x 32 $\frac{1}{16}$ "H

Seat: 21 $\frac{5}{16}$ "W x 18 $\frac{1}{16}$ "D x 17 $\frac{1}{16}$ "H

List: \$939.00



PARTRIDGE UPHOLSTERIES IN STOCK:



GRY Gray Linen Fabric (EVO-166G-10)

Chesterfield *COLLECTION* by OfficeSource® 



STANDARD FEATURES

- Crafted beautifully with rolled arms
- Tufted back cushion and arms
- Ornate wood legs
- Plush velvet upholstery



CHESTERFIELD STYLE CLUB CHAIR W/BLACK WOOD LEGS

SKU: 269GRY ★

Overall: 43 $\frac{3}{4}$ "W x 33 $\frac{5}{16}$ "D x 30 $\frac{1}{2}$ "H

Seat: 23 $\frac{1}{16}$ "W x 22"D x 18 $\frac{1}{2}$ "H

List: \$1,329.00

CHESTERFIELD UPHOLSTERIES IN STOCK:



GRY Gray Velvet (NOR-F363MQ00256)

 Gold Stars Indicate Product New for 2020.



Pictured w/Integrate Collection, OS Laminate Reception & Reception Tables

Dover COLLECTION by OfficeSource®

STANDARD FEATURES

- Seats work either independently or placed side-by-side
- Nylon webbed seat construction w/solid wood frame



#1700

Pictured In Black Bonded Leather w/Cherry Frame



#1700

Pictured In Black Fabric w/Modern Walnut Frame

DESIGNER GUEST CHAIR

SKU: 1700

Overall: 22"W x 25"D x 31¼"H

Seat: 19½"W x 19½"D x 19"H

List: \$360.00

DESIGNER FULL ARM

SKU: 1700FA*

20⅝"W x 1⅝"D x 25½"H

List: \$175.00

DESIGNER HALF ARM

SKU: 1700SHA*

20⅝"W x 1⅝"D x 24½"H

List: \$140.00

Space Saver Design

DOVER UPHOLSTERIES IN STOCK:



TAU Taupe
(PER-BY13013)



BLK Black
(PER-F58)



TEK Black Bonded
Leather (PER-BL01)

FRAME & HALF ARM FINISHES IN STOCK:




Cherry



Mahogany



Espresso



Modern Walnut



1700 (3), 1700FA (2)

Pictured In Black Bonded Leather w/Espresso Frame



1700 (2), 1700SHA* (1)

Pictured In Taupe w/Mahogany Frame

*DESIGNER HALF ARM
Used With 2 Chairs (Or More) To
Create A Multi-Seat Unit With
No Visible Arm Obstruction



Pictured w/OS Laminate Reception Workstation w/Pedestals

Chelsea COLLECTION by OfficeSource®

DESIGNER GUEST CHAIR W/WOOD FRAME

SKU: 1600
Overall: 23½"W x 23½"D x 34"H
Seat: 20"W x 19½"D x 18½"H
List: \$380.00

DESIGNER BENCH
SKU: 1600BENCH

Overall: 41⅞"W x 19¼"D x 18⅝"H
Seat: 39½"W x 17⅝"D x 2⅞"H
List: \$483.00
• Available In Black Bonded Leather (TEK) Only.



#1600
Pictured In Black Fabric w/Cherry Frame




#1600
Pictured In Taupe w/Espresso Frame



#1600BENCH
Pictured In Black Bonded Leather w/Modern Walnut Frame

CHELSEA UPHOLSTERIES IN STOCK:



TEK Black Bonded Leather (PER-BL01)

FRAME & HALF ARM FINISHES IN STOCK:



Cherry

Mahogany

Espresso

Modern Walnut



1600 (2), 1600SHA* (1)
Pictured In Black Bonded Leather w/Espresso Frame



1600 (4), 1600FA (3)
Pictured In Black Bonded Leather w/Modern Walnut Frame

DESIGNER FULL ARM

SKU: 1600FA*
22"W x 2"D x 26½"H
List: \$185.00

DESIGNER HALF ARM

SKU: 1600SHA*
22"W x 1½"D x 24½"H
List: \$150.00

***DESIGNER HALF ARM**
Used With 2 Chairs (Or More) To Create A Multi-Seat Unit With No Visible Arm Obstruction



#840KD
Pictured w/In-Stock Black Upholstery & Mahogany Frame



#840KD
Chair Back

OfficeSource®
Signature Wood Chairs
Gorgeously Crafted & Available In
25 Fabrics & 3 Wood Finishes

You can never go wrong with the classics! This timeless slated back guest chair from OfficeSource is perfect for accommodating visitors in an aesthetically pleasing environment. The solid wood frame undergoes an 8 step finishing process before construction for maximum quality. The robust design of the chair offers further durability and stability. This waiting room furniture has twenty-five upholstery color options for the seats, and three frame options. This guest chair will transform any room with its captivating traditional, yet stylish, appearance. If you want to invest in long lasting furniture, this slated back guest chair from OfficeSource is just what you have been looking for. The upholstery and frame customization options help to give you the perfect match to the chairs already in your office furniture set.

STANDARD FEATURES


- Timeless design with mortise and tenon construction
- 8-Step processed solid hardwood design
- Nylon webbed seat fabric available in various upholstery options
- Multiple frame options

SLATED BACK, GUEST CHAIR W/ARMS & WOOD FRAME

SKU: 840KD
Overall: 22¾"W, 21½"D, 33¼"H
Seat: 19¾"W x 18"D x 19¼"H
IN STOCK LIST: \$411.00
QUICKSHIP LIST: \$579.00

**Chairs Compliment
Our Very Popular
OS Laminate Collection**

**SAVORE
UPHOLSTERIES
IN STOCK:**



BLK Black


**FINISHES
IN STOCK:**



Cherry



Mahogany



Espresso

QUICKSHIP

UPHOLSTERIES AVAILABLE:

QSVisions Express - Energize Stallion	QSVisions Express - Energize Dragonfly	QSVisions Express - Energize Fern	QSVisions Express - Energize Flame	QSVisions Express - Energize Granite	QSVisions Express - Energize Indigo
QSVisions Express - Energize Saddle	QSVisions Express - Amazement Sidewalk	QSVisions Express - Balance Brass	QSVisions Express - Courage Tomato	QSVisions Express - Courage Royal	QSVisions Express - Envy Harbor
QSVisions Express - Envy Cascade	QSVisions Express - Envy Fruit Punch	QSVisions Express - Envy Fuchsia	QSVisions Express - Fascination Violet	QSVisions Express - Fascination Artichoke	QSVisions Express - Fascination Cobalt
QSVisions Express - Fascination Rawhide	QSVisions Express - Fascination Sunshine	QSVisions Express - Passion Sprout	QSVisions Express - Passion Lima	QSVisions Express - Passion Midas	QSVisions Express - Passion Pomegranate

Please Note: Chairs Upholstered In Above Quickship Fabrics Have List Price Of \$579.00.

QS = QUICKSHIP



#REX302M
Pictured Black Upholstery
w/Mahogany Frame



#REX302E
Pictured Black Upholstery
w/Esspresso Frame

Perfect For
Reception Areas Or
Executive Offices

REX
UPHOLSTERIES
IN STOCK:



BLK Black

FINISHES
IN STOCK:



Mahogany



Espresso

FULL BACK, GUEST CHAIR
W/MAHOGANY OR ESPRESSO FRAME

SKU: REX302★

Overall: 23"W x 18½"D x 33¾"H
Seat: 20¾"W x 18"D x 16½"H
List: \$399.00

SLAT BACK, GUEST CHAIR
W/MAHOGANY OR ESPRESSO FRAME

SKU: REX101★

Overall: 23"W x 18½"D x 33¾"H
Seat: 20¾"W x 18"D x 16½"H
List: \$399.00



#REX101M
Pictured Black Upholstery
w/Mahogany Frame



#REX101E
Pictured Black Upholstery
w/Esspresso Frame

 Gold Stars Indicate
Product New for 2020.



ups #271 Pictured w/Oxblood Vinyl & Mahogany Frame



ups #272 Pictured w/Black Leather-Soft Vinyl & Mahogany Frame

**GUEST CHAIR
W/MAHOGANY FRAME**

SKU: 271
Overall: 24"W x 26"D x 31"H
Seat: 22"W x 21"D x 18½"H
List: \$339.00


**GUEST CHAIR W/CASTERS
& MAHOGANY FRAME**

SKU: 272
Overall: 24"W x 26"D x 31"H
Seat: 22"W x 21"D x 18½"H
List: \$359.00

**LANCASTER
UPHOLSTERIES
IN STOCK:**



BLK Black
Leather-Soft Vinyl™
(NOR-CAREPLUSBLK)
w/Mahogany Frame



OX Oxblood Vinyl
(NOR-OXBVINYL)
w/Mahogany Frame

Great For Home & Office Environments



ups #291 Pictured w/Black Leather-Soft Vinyl & Mahogany Frame



ups #292 Pictured w/Oxblood Vinyl & Mahogany Frame

**GUEST CHAIR
W/MAHOGANY FRAME**

SKU: 291
Overall: 24½"W x 27"D x 35½"H
Seat: 20"W x 19"D x 18"H
List: \$514.00

**GUEST CHAIR W/CASTERS
& MAHOGANY FRAME**

SKU: 292
Overall: 24½"W x 27"D x 35½"H
Seat: 20"W x 19"D x 18"H
List: \$525.00

**Lancaster Pairs Perfectly With
The Abbey Conference Tables**



#272
Pictured w/Abby Collection
Conference Table



PROFILE



BACK

**BARREL BACK ARM CHAIR
W/BLACK WOOD LEGS
SKU: 5209**

Overall: 25½"W x 29"D x 28"H
Seat: 25½"W x 21"D x 19"H
List: \$555.00

5209 - UPHOLSTERIES IN STOCK:



GYL Gray Linen Fabric
(NOR-BL271)



BLK Black
Leather-Soft Vinyl™
(NOR-CAREPLUSBLK)

**RETRO STYLE GUEST CHAIR
W/WOOD LEGS**


SKU: 6909

Overall: 24½"W x 25½"D x 35½"H

Seat: 19½"W x 20"D x 19"H

List: \$421.00

6909 - UPHOLSTERIES IN STOCK:



BLK Black
Leather-Soft Vinyl™
w/Mahogany Legs
(NOR-CAREPLUSBLK)

GYL Gray Linen Fabric
w/Black Legs
(NOR-BL271)

**Unique Resimercial,
Flared Arm Design**



#6909BLK



#6909GYL



#7609

**GUEST CHAIR
W/MAHOGANY WOOD LEGS
SKU: 7609**

Overall: 25½"W x 27½"D x 35"H
Seat: 18½"W x 18½"D x 19"H
List: \$720.00

**7609
UPHOLSTERY
IN STOCK:**



BLK Black
Leather-Soft Vinyl™
(NOR-CAREPLUSBLK)



**MID-CENTURY MODERN CHAIR
W/METAL BASE**

SKU: 575 ★

• Includes Glides

Overall: 30¹/₁₆"W x 27³/₁₆"D x 31¹/₁₆-34"H

Seat: 18¹/₂"W x 20¹/₁₆"D x 18¹/₁₆-20⁴/₁₆"H

List: \$509.00



ups #575



ups #595

**SCOOP
UPHOLSTERY IN STOCK:**



BLU Blue Velvet
(PER-BLUE816-767)



GRY Gray Velvet
(PER-GRAY816-754)



This product is part of
a complete collection.

Round COLLECTION
by OfficeSource®



#3385

SWIVEL, CLUB CHAIR

SKU: 3385 ★

Overall: 31"W x 28¹/₂"D x 29³/₄"H

Seat: 21¹/₄"W x 21¹/₄"D x 18³/₄"H

List: \$869.00

FUNCTION: 360-Degree Swivel

**ROUND
UPHOLSTERY IN STOCK:**



BLK Black
Leather-Soft Vinyl™
(NOR-CAREPLUSBLK)



GYL Gray Linen Fabric
(NOR-BL271)

Spencer COLLECTION
by OfficeSource®



ups #1240



This product is part of
a complete collection.

**GUEST CHAIR
W/MAHOGANY FRAME**

SKU: 1240

Overall: 26"W x 28"D x 36"H

Seat: 21"W x 20¹/₂"D x 19"H

List: \$421.00

**SPENCER
UPHOLSTERY
IN STOCK:**



BLK Black
Leather-Soft Vinyl™
(NOR-CAREPLUSBLK)
w/MH Mahogany Frame

Ebony COLLECTION
by OfficeSource®



ups #769BLK



Gold Stars Indicate
Product New for 2020.

**GUEST CHAIR
W/BLACK FRAME**

SKU: 769BLK ★

Overall: 22⁷/₁₆"W x 25³/₁₆"D x 34⁷/₁₆"H

Seat: 20¹/₂"W x 19"D x 18¹/₁₆"H

List: \$299.00

**EBONY
UPHOLSTERY
IN STOCK:**



BLK Black Leather
(PER-PU15)

Bleecker Street **COLLECTION** by OfficeSource®

The Bleecker Street Collection features wood guest chairs, that boast an inventive design, while remaining endlessly functional. Made of bentwood, it is light and completely conforms to the user's back, ensuring maximum comfort levels. Its wooden appearance gives it a classy edge over other wood stack chairs, but remains light enough to comfortably move around. Make your space unique and shop the Bleecker Street Collection!



#184WHT Pictured In White



#194MW Pictured In Modern Walnut

ALL WOOD GUEST CHAIR W/LIGHT WOOD BASE SKU: 184

Overall: 16½"W x 20¼"D x 32¼"H
Seat: 17¼"W x 16¼"D x 18¾"H
List: \$319.00

ALL WOOD GUEST CHAIR W/HOLE IN BACK & LIGHT WOOD BASE SKU: 194

Overall: 16¾"W x 18½"D x 33¼"H
Seat: 17"W x 17½"D x 18¾"H
List: \$319.00




OfficeSource®
05030



Pictured w/OS Laminated Hospitality Tables & Bleecker Street Stools


BLEECKER STREET - FINISHES IN STOCK:



WHT White



MW Modern Walnut



ES Espresso



This product is part of a complete collection.



Universal **COLLECTION** by OfficeSource®

HIGH BACK DINING CHAIR W/BLACK WRINKLE STEEL FRAME SKU: 518C* ★

• Packaged (2) per carton
Overall: 19"W x 22"D x 33"H
Seat: 16"W x 16"D x 18"H
List: \$299.00

UNIVERSAL FINISH IN STOCK:



Black Vinyl w/Black Frame (HOL-BLKVYL)



These products are part of a complete collection.

*Please Note:
518C & 8108C
Priced individually.
Chairs cannot be sold in singles.



ups #518C

★ Gold Stars Indicate Product New for 2020.

Timber **COLLECTION** by OfficeSource®

WOOD CHAIR W/BLACK METAL FRAME SKU: 8108C* ★

• Packaged (2) per carton
Overall: 17"W x 17"D x 33½"H
Seat: 18"W x 18" D x 18"H
List: \$229.00

TIMBER FINISH IN STOCK:



Dark Cherry w/Black Frame (HOL-DCWOOD)



Waterfall Seat Design



ups #8108C



#6491BLK

Elroy COLLECTION
by OfficeSource®

LOUNGE CHAIR W/SEAT HEIGHT ADJUSTMENT & CHROME BASE
rocker-685-swatch.tif
SKU: 6491

Overall: 28"W x 29"D x 37-42¼"H
Seat: 22"W x 19¼"D x 17½-22¾"H
List: \$759.00

FUNCTIONS: Pneumatic Seat Height,
360-Degree Swivel

Resimercial Design

The Main Goal Behind Resimercial Furnishing
Is To Make The Workspace A Welcoming,
Comfortable Place To Spend Time

**ELROY - UPHOLSTERIES
IN STOCK:**



BLK Black
(PER-F58)



GRN Kashmir Green
(PER-BY1306)

Rosie COLLECTION
by OfficeSource®



Espresso Finish
Tablet Arm



#11896TA

ROSIE - UPHOLSTERIES IN STOCK:



GRY Gray Linen Fabric
(EVO-166G-10)



BLK Black PU
(EVO-BLKPU)

**LOUNGE CHAIR
WITH TABLET ARM
& CHROME DISC BASE**
SKU: 11896TA ★

Overall: 36½ - 39"W x 34¾"D x 37½"H
Seat: 20½"W x 20½"D x 17¾"H
List: \$989.00

Rocker COLLECTION
by OfficeSource®



#685

**MODERN ROCKING CHAIR
W/NATURAL FINISHED
WOOD LEGS**

SKU: 685 ★

Overall: 26¾"W x 34¾"D x 38½"H
Seat: 19"W x 17½"D x 20¼"H
List: \$669.00

**ROCKER
UPHOLSTERY
IN STOCK:**



GYL Gray Linen Fabric
(NOR-BL271)

★ Gold Stars Indicate
Product New for 2020.

Bolster COLLECTION by OfficeSource®



The Bolster Collection is the solution for a comfortable chair, that looks both sophisticated and professional. With four different base options, this chair is sure to please anyone. Use the high back swivel option in your office for ultimate comfort and looks, or use one of the mid back guest chairs in your conference rooms or waiting areas. No matter which you choose, you will be pleased!



#12886GRY



#12888GRY



#12882GRY

Sophisticated Gray Linen Fabric
Looks Good With All Base Options



ups #12887GRY



#12885GRY



#12881GRY

**HIGH BACK SWIVEL CHAIR
W/5 STAR CHROME BASE**
SKU: 12888GRY★

Overall: 30"W x 29½"D x 42¾-45¼"H
Seat: 17¾"W x 18½"D x 18½-21¼"H
List: \$579.00

FUNCTIONS: Pneumatic Seat Height, 360-Degree Swivel, Swivel/Tilt Control

**HIGH BACK GUEST CHAIR
W/WOOD LEG BASE**
SKU: 12882GRY★

Overall: 30"W x 29½"D x 42½"H
Seat: 17¾"W x 18½"D x 21¼"H
List: \$449.00

**HIGH BACK GUEST CHAIR
W/METAL SLED BASE**
SKU: 12886GRY★

Overall: 29¾"W x 26½"D x 42½"H
Seat: 17¾"W x 18½"D x 21¼"H
List: \$399.00

**MID BACK SWIVEL CHAIR
W/5 STAR CHROME BASE**
SKU: 12887GRY★

Overall: 29¾"W x 28¾"D x 33¾-37¾"H
Seat: 17¾"W x 18½"D x 18½-21¼"H
List: \$479.00

FUNCTIONS: Pneumatic Seat Height, 360-Degree Swivel, Swivel/Tilt Control

**MID BACK GUEST CHAIR
W/WOOD LEG BASE**
SKU: 12881GRY★

Overall: 29¾"W x 26¼"D x 35¼"H
Seat: 17¾"W x 18½"D x 19½"H
List: \$449.00

**MID BACK GUEST CHAIR
W/METAL SLED BASE**
SKU: 12885GRY★

Overall: 29¾"W x 26½"D x 35¼"H
Seat: 17¾"W x 18½"D x 19½"H
List: \$399.00

**BOLSTER
UPHOLSTERY
IN STOCK:**



GRY Gray Linen Fabric
(EVO-166G-10)

★ Gold Stars Indicate Product New for 2020.



EXECUTIVE GUEST SLED BASE CHAIR W/CHROME FRAME
SKU: 50828
 Overall: 22½"W x 24¾"D x 37¾"H
 Seat: 19¾"W x 19"D x 19¼"H
 List: \$565.00



#50828 Pictured In White Leathertek



#50828 Pictured In Black Bonded Leather

#50828 Pictured In Gray Leathertek



This product is part of a complete collection.

CHAIR OPTION



(Set of 4)

ARM SLEEVE
SKU: 50800AC
 List: \$53.00

TRE - UPHOLSTERIES IN STOCK:



BLK Black Bonded Leather (PER-BL01BLK)



GRY Gray Leathertek (PER-BL18)



WHT White Leathertek (PER-V260WHT)

Arm Sleeve Colors Available:

BLK Bonded Leather, GRY Gray Leathertek, WHT White Leathertek

Merak **COLLECTION** by OfficeSource®



#1509CHMBLK Pictured In Black Leather-Soft Vinyl™



#1509CHMGRY Pictured In Gray Leather-Soft Vinyl™



#1509CHMWHT Pictured In White Leather-Soft Vinyl™



This product is part of a complete collection.

SLED BASE GUEST CHAIR W/CHROME FRAME
SKU: 1509CHM
 Overall: 27"W x 27"D x 41"H
 Seat: 19½"W x 21"D x 18½"H
 List: \$556.00


MERAK - UPHOLSTERIES IN STOCK:



BLK Black Leather-Soft Vinyl™ (NOR-CAREPLUSBLK)



GRY Gray Leather-Soft Vinyl™ (NOR-CAREPLUSGRY)



WHT White Leather-Soft Vinyl™ (NOR-CAREPLUSWHT)



ups #9509 Pictured In Gray Leather-Soft Vinyl™

Includes Matching Upholstered Arm Rests



ups #9509 Pictured In Black Leather-Soft Vinyl™

SLED BASED GUEST CHAIR W/CHROME FRAME

SKU: 9509

Overall: 22¾"W x 24"D x 37"H

Seat: 20"W x 18"D x 19"H

List: \$309.00

RIDGE UPHOLSTERIES IN STOCK:



BLK Black Leather-Soft Vinyl™ (NOR-CAREPLUSBLK)



GRY Gray Leather-Soft Vinyl™ (NOR-CAREPLUSGRY)

Franklin **COLLECTION** by OfficeSource®

All Mesh For Heightened Ventilation & Breath-ability



ups #21628 Pictured In Silver Mesh

MESH GUEST CHAIR W/BLACK FRAME

SKU: 21628

Overall: 22⅝"W x 19¾"D x 36¼"H

Seat: 19½"W x 18"D x 17¾"H

List: \$483.00

FRANKLIN UPHOLSTERIES IN STOCK:



BLK Black Mesh (PER-KM100)



SI Silver Mesh (PER-KM142)



This product is part of a complete collection.



ups #21628 Pictured In Black Mesh



**SLED BASE GUEST CHAIR
W/ARMS & BLACK FRAME**
SKU: 315BLK
Overall: 23"W x 24½"D x 34"H
Seat: 20"W x 20"D x 18½"H
List: \$225.00

**ARMLESS SLED BASE GUEST
CHAIR W/BLACK FRAME**
SKU: 314BLK
Overall: 23"W x 24½"D x 34"H
Seat: 20"W x 20"D x 18½"H
List: \$215.00

**MERIT
UPHOLSTERY
IN STOCK:**



BLK Black
Leather-Soft Vinyl™
(NOR-CAREPLUSBLK)



Value **COLLECTION** by OfficeSource®



**FABRIC SLED BASE GUEST
CHAIR W/BLACK FRAME**
SKU: 2708
Overall: 24"W x 25"D x 34½"H
Seat: 20"W x 19"D x 18"H
List: \$263.00

**BLACK BONDED LEATHER
SLED BASE GUEST CHAIR
W/BLACK FRAME**
SKU: 2748
Overall: 24"W x 25"D x 34½"H
Seat: 20"W x 19"D x 18"H
List: \$283.00

**Great For Executive, Guest
Or Lobby Environments**

**ARMLESS, SLED BASE
GUEST CHAIR
W/BLACK FRAME**
SKU: 2709
Overall: 24"W x 25"D x 34½"H
Seat: 20"W x 19"D x 18"H
List: \$242.00

**BLACK BONDED LEATHER
ARMLESS, SLED BASE GUEST
CHAIR W/BLACK FRAME**
SKU: 2749 ★
Overall: 24"W x 25"D x 34½"H
Seat: 20"W x 19"D x 18"H
List: \$263.00



ups #2709
Pictured In Navy Blue

**VALUE
UPHOLSTERIES IN STOCK:**



Black
(PER-F9106)

Navy Blue
(PER-F9114)

**BLK Black Bonded
Leather**
(PER-BL01BLK)
2748 & 2749 Only



ups #2748
Pictured In Black
Bonded Leather



ups #2749
Pictured In Black
Bonded Leather

★ Gold Stars Indicate
Product New for 2020.

Tate COLLECTION
by OfficeSource®



**Waterfall
Seat Cushion**

ups #18925

**TATE UPHOLSTERY
IN STOCK:**



BLK Black PU
(EVO-BLKPU)

**GUEST ARM CHAIR
W/BLACK FRAME
SKU: 18925**

Overall: 25½"W x 23¾"D x 35½"H
Seat: 20"W x 20⅞"D x 18⅞"H
List: \$349.00

Sprint COLLECTION
by OfficeSource®

**SIDE CHAIR W/ARMS
& BLACK FRAME
SKU: 204**
Overall: 23"W x 21¾"D x 35"H
Seat: 19½"W x 19¾"D x 18"H
List: \$267.00



BACK



ups #204

**SPRINT UPHOLSTERY
IN STOCK:**



BLK Black Upholstered Seat
w/Black Mesh Back
(PER-DW51BLK)

Big & Tall COLLECTION by OfficeSource®



**WEIGHT
CAPACITY
750 LBS!**

#STK501BLK

**BIG & TALL STACK CHAIR
W/BLACK FRAME
SKU: STK501BLK
WEIGHT CAPACITY: 750 LBS**
Overall: 25"W x 27"D x 35"H
Seat: 19½"W x 17½"D x 18"H
List: \$359.00

**BIG & TALL ARMLESS STACK
CHAIR W/BLACK FRAME
SKU: STK500BLK
WEIGHT CAPACITY: 750 LBS**
Overall: 20"W x 27"D x 35"H
Seat: 19½"W x 17½"D x 18"H
List: \$329.00

**STK501BLK & STK500BLK
UPHOLSTERY
IN STOCK:**



BLK Black
High Performance Vinyl
(HOL-HPBLKVYL)

**WEIGHT
CAPACITY
750 LBS!**



#STK500BLK

Please Note: Both Chairs Priced
Per Chair, But Sold 4 Per Carton



**WEIGHT
CAPACITY
500 LBS!**

#11499BLK 30 3/4\"/>

Not all bodies are built the same way – and neither is office seating. Our Big & Tall office chairs and heavy duty chairs offer an alternative to standard-sized office seating.

**BIG & TALL GUEST CHAIR
W/SILVER FRAME
SKU: 11499BLK
WEIGHT CAPACITY: 500 LBS**
Overall: 30 3/4\"/>



★ NEW!
**WEIGHT
CAPACITY
275 LBS!**

#11491BLK 26 3/8\"/>

**BIG & TALL HIGH BACK
GUEST CHAIR
W/SILVER FRAME
SKU: 11491BLK ★
WEIGHT CAPACITY: 275 LBS**
Overall: 26 3/8\"/>

**BIG & TALL GUEST CHAIR
W/SILVER FRAME
SKU: 11494BLK ★
WEIGHT CAPACITY: 500 LBS**
Overall: 26 3/8\"/>



★ NEW!
**WEIGHT
CAPACITY
275 LBS!**

#11492BLK

**BIG & TALL ARMLESS
GUEST CHAIR
W/SILVER FRAME
SKU: 11492BLK ★
WEIGHT CAPACITY: 275 LBS**
Overall: 24 3/8\"/>

**BENCH
W/SILVER FRAME
SKU: 11490BLK ★
WEIGHT CAPACITY: 500 LBS**
Overall: 45 5/8\"/>



★ NEW!
**TOTAL
WEIGHT
CAPACITY
550 LBS!**

(275 LBS)
PER SEAT

**3 SEATER
W/SILVER FRAME
SKU: 11498BLK ★
WEIGHT CAPACITY: 500 LBS**
Overall: 72 7/8\"/>

**2 SEATER
W/SILVER FRAME
SKU: 11496BLK ★
WEIGHT CAPACITY: 500 LBS**
Overall: 49 1/4\"/>

#11496BLK
**BIG & TALL
UPHOLSTERY IN STOCK:**



**WEIGHT
CAPACITY
500 LBS!**

★ NEW!

#11490BLK



**TOTAL
WEIGHT
CAPACITY
825 LBS!**
(275 LBS)
PER SEAT

#11498BLK

**Waterfall Seat Cushion,
Wall Saver Back Leg Design
& Antimicrobial Upholstery**

**★ Gold Stars Indicate
Product New for 2020.**



BLK Black
Faux Leather
(EVO-BLKPU)



ARMLESS GUEST CHAIR W/BLACK FRAME
SKU: 59055FP
WEIGHT CAPACITY: 500 LBS
Overall: 30 1/4"W x 25"D x 33"H
Seat: 27"W x 20"D x 18"H
List: \$452.00

GUEST CHAIR W/ARMS & BLACK FRAME
SKU: 59051FP ★
WEIGHT CAPACITY: 500 LBS
Overall: 32"W x 25"D x 33"H
Seat: 26"W x 19 1/2"D x 18"H
List: \$499.00



ARMLESS GUEST CHAIR W/BLACK FRAME
SKU: 59054FP
WEIGHT CAPACITY: 400 LBS
Overall: 26"W x 22"D x 33"H
Seat: 22 1/2"W x 19"D x 18"H
List: \$379.00


GUEST CHAIR W/ARMS & BLACK FRAME
SKU: 59052FP ★
WEIGHT CAPACITY: 400 LBS
Overall: 27 1/2"W x 24"D x 33"H
Seat: 22 1/2"W x 19"D x 18"H
List: \$409.00



Waterfall Seat Cushion, Wall Saver Back Leg Design & Antimicrobial Upholstery

GUEST CHAIR W/ARMS & BLACK FRAME
SKU: 59053FP
WEIGHT CAPACITY: 300 LBS
Overall: 22"W x 23 1/2"D x 33"H
Seat: 19"W x 18 1/2"D x 18"H
List: \$339.00

BIG & TALL UPHOLSTERIES IN STOCK:



★ Gold Stars Indicate Product New for 2020.



Healthcare Grade Vinyl is treated with an antimicrobial additive that works to repel microbes and prevent odors from becoming lodged in your waiting room furniture. The antimicrobial chemicals are designed to be released over time so that the vinyl will offer a consistent level of protection for the life of the furniture. You won't have to worry about your waiting room furniture becoming more susceptible to microbes over time.



WEIGHT CAPACITY 500 LBS!

BIG & TALL GUEST CHAIR W/BLACK FRAME
SKU: 11529BLK
WEIGHT CAPACITY: 500 LBS
Overall: 27"W x 27"D x 35"H
Seat: 24"W x 20½"D x 18½"H
List: \$462.00

11529BLK UPHOLSTERY IN STOCK:



BLK Black Faux Leather (EVO-BLKPU)



BACK

#11529BLK SIDE

Big & Tall Widths
Wider than Standard Size Seating Options



WEIGHT CAPACITY 400 LBS!

Waterfall Seat
Reduces Leg Strain

#540BLK

SLED BASE GUEST CHAIR W/BLACK FRAME
SKU: 540BLK
WEIGHT CAPACITY: 400 LBS
Overall: 24"W x 26"D x 34"H
Seat: 20½"W x 20"D x 17½"H
List: \$432.00

540BLK UPHOLSTERY IN STOCK:



BLK Black Leather-Soft Vinyl™ (NOR-CAREPLUSBLK)



WEIGHT CAPACITY 400 LBS!

BACK

#11789BLK

MESH BACK GUEST CHAIR W/ARMS & BLACK FRAME
SKU: 11789BLK
WEIGHT CAPACITY: 400 LBS
Overall: 24¾"W x 25"D x 39½"H
Seat: 22"W x 19½"D x 18¾"H
List: \$421.00

11789BLK UPHOLSTERY IN STOCK:



BLK Black Upholstered Seat w/Black Mesh Back (EVO-MESH)



This product is part of a complete collection.

Heavy-Duty Base

Reese *COLLECTION* by OfficeSource®

The OfficeSource® Reese Collection offers a high density 2" thick seat cushion, nylon rocker glides and stack bumpers. Chairs are constructed with a baked powder epoxy frame finish and complimented by 16 gauge steel tubing with concealed hardware. Offer your customers both comfort and durability by shopping the Reese Collection by OfficeSource® today.



STACKS HIGH
16

WEIGHT CAPACITY 500 LBS!

#STK1BLK



SQUARE BACK STACKER W/BLACK METAL FRAME
SKU: STK1BLK
WEIGHT CAPACITY: 500 LBS
Overall: 17"W x 21"D x 33"H
Seat: 16"W x 16"D x 18"H
List: \$105.00

REESE UPHOLSTERY IN STOCK:



BLK Black Vinyl (HOL-BLKVYL)

STACKER CHAIR DOLLY
SKU: STKDOLLY (BLACK)
20"W x 32½"D x 48"H
• Stackable up to 12" H
List: \$309.00



STACKS HIGH
12
On Dolly

#STKDOLLY



WEIGHT CAPACITY 500 LBS!

ROUND BACK STACKER W/BLACK METAL FRAME
SKU: STK2BLK
WEIGHT CAPACITY: 500 LBS
Overall: 17"W x 21"D x 35"H
Seat: 16"W x 16"D x 18"H
List: \$126.00

#STK2BLK

Banquet *COLLECTION* by OfficeSource®

Levy *COLLECTION* by OfficeSource®



★ NEW! COLLECTION

HIGH BACK STACKING BANQUET CHAIR W/BLACK METAL FRAME
SKU: STK505BLK ★
WEIGHT CAPACITY: 500 LBS
Overall: 17"W x 21"D x 37"H
Seat: 16"W x 16"D x 18"H
List: \$129.00

STACKS HIGH
16

BANQUET UPHOLSTERY IN STOCK:



BLK Black Fabric (HOL-BLKFAB)

#STK505BLK

WEIGHT CAPACITY 500 LBS!

★ Gold Stars Indicate Product New for 2020.



ups #1022BLK

GUEST STACK CHAIR W/ARMS & BLACK FRAME
SKU: 1022BLK
• Ships RTA
Overall: 23½"W x 23"D x 30½"H
Seat: 18"W x 18"D x 18"H
List: \$147.00

STACKS HIGH
4

LEVY UPHOLSTERY IN STOCK:



BLK Black Leather-Soft Vinyl™ (NOR-CAREPLUSBLK)

Waterfall Seat Front Helps With Circulation

STACKS
H
I
G
H
4
Without Casters



← **STACKING**



ups #2804G

SIDE CHAIR W/ARMS & BLACK FRAME

SKU: 2804G

Overall: 24½"W x 24½"D x 33"H

Seat: 18½"W x 19"D x 18½"H

List: \$277.00

ARMLESS SIDE CHAIR W/BLACK FRAME

SKU: 2820G

Overall: 20"W x 24½"D x 32½"H

Seat: 18½"W x 19"D x 18½"H

List: \$257.00

CHAIR OPTION

(For 2804G & 2820G)



(Set Of 4)

OPTIONAL CASTERS

SKU: 2700CASTERS

List: \$41.00



**REGAL
UPHOLSTERY
IN STOCK:**



BLK Black
(PER-9106BLK)



#2820G

Pictured w/Optional Casters

Advanced **COLLECTION**
by OfficeSource®

STACKS
H
I
G
H
5



ups #2904TGBLK

○ **Fully Upholstered**
L **Black Fabric Back**

GUEST CHAIR W/ARMS & TITANIUM GRAY FRAME

SKU: 2904TGBLK

Overall: 25⅞"W x 24"D x 32⅞"H

Seat: 18½"W x 19"D x 18"H

List: \$329.00



← **STACKING**



**ADVANCED
UPHOLSTERY
IN STOCK:**



BLK Black
(PER-9106BLK)



#2904TGBLK

Fully Upholstered
Back Detail



Bleecker Street *COLLECTION* by OfficeSource®

Innovative and functional design, perfect for the contemporary break room. The OfficeSource® Bleecker Street Collection offers a modern bentwood chair that follows the shape of the user's back, gives optimal comfort, and has a heavy gauge steel base.



Innovative & Functional Design

Perfect For
The Contemporary
Break Room



STACKS
4 HIGH




**WOOD STACK CHAIR,
HAND HOLE IN BACK
W/CHROME BASE**
SKU: 198C

Overall: 18½"W x 22½"D x 33½"H
Seat: 17"W x 17¼"D x 18⅝"H
List: \$288.00

**WOOD STACK CHAIR
W/CHROME BASE**
SKU: 180

Overall: 19¾"W x 19"D x 32¼"H
Seat: 17¼"W x 18½"D x 18½"H
List: \$263.00

BLEECKER STREET - FINISHES IN STOCK:



WHT White



MW Modern Walnut



ES Espresso



Zella COLLECTION by OfficeSource®

OfficeSource® Zella Collection's generous seat, cutout back and abbreviated elbow rests boast surprising comfort and flexibility, blending style, affordability and uncompromising quality.

**STACKABLE CHAIR
W/CHROME FRAME**
SKU: 6054

Overall: 23¾"W x 22¼"D x 31¼"H
Seat: 16"W x 16½"D x 17½"H
List: \$289.00

STACKS
5 
HIGH



#6054BLK
Pictured In Black



#6054RED
Pictured In Red



#6054SKY
Pictured In Sky



#6054WHT
Pictured In White

ZELLA - COLORS IN STOCK:




BLK Black (PER-A00)



RED Red (PER-A10)



SKY Sky (PER-A43)



WHT White (PER-A02)



Mario **COLLECTION** by OfficeSource®



ARMLESS STACKABLE SIDE CHAIR, ALL BLACK W/BLACK FRAME
SKU: 6070BLKTEK
 Overall: 20"W x 20¼"D x 31⅝"H
 Seat: 18"W x 16⅜"D x 17⅞"H
 List: \$246.00



ARMLESS STACKABLE SIDE CHAIR, ALL CHARCOAL W/CHROME FRAME
SKU: 6070CHR ★
 Overall: 20⅝"W x 20½"D x 31⅝"H
 Seat: 17⅞"W x 16⅜"D x 17⅞"H
 List: \$199.00



STACKS HIGH
6 ↑



STACKS HIGH
12 ↑
ON DOLLY



STUDENT STACKABLE DESK W/CHROME FRAME
SKU: 6080CHR ★
 • Pencil holder
 • Modesty Panel
 26⅓"W x 22⅝"D x 28¼"H
 List: \$299.00

CHAIR DOLLY - GRAY
SKU: 6070DOLLY
 (For 6070 Chairs)
 17"W x 30"D x 24¼"H
 List: \$134.00

DESK DOLLY - GRAY
SKU: 6080DOLLY ★
 (For 6080 Desks) Not Pictured
 32⅞"W x 27⅝"D x 22⅝"H
 List: \$299.00

MARIO - COLORS IN STOCK:



TEK Black Plastic Back w/Black Vinyl Seat
CHR Charcoal Plastic Back w/Charcoal Plastic Seat

★ Gold Stars Indicate Product New for 2020. **6** ↑



STACKS
H I G H
ON DOLLY



#3081BLK



#3080BLK



#3081NAV



#3081BLU



#3081WHT



#3080BLU

STACKED SEATING - COLORS IN STOCK:



BLK Black (PER-A02)

NAV Navy (PER-A12)

BLU Light Blue (PER-A06)

WHT White (PER-A14)

**STACKABLE SIDE CHAIR
W/ARMS & CHROME FRAME**

SKU: 3081

• Ganging hardware included
Overall: 24½"W x 22¾"D x 31"H
Seat: 18"W x 16¾"D x 17¾"H
List: \$170.00

**ARMLESS, STACKABLE SIDE
CHAIR W/CHROME FRAME**

SKU: 3080

• Ganging hardware included
Overall: 20¾"W x 22¾"D x 32¼"H
Seat: 18"W x 16¾"D x 17¾"H
List: \$133.00



CHAIR DOLLY - BLACK

SKU: 3080DOLLY

(For 3081 & 3080)
22¾"W x 25"D x 14"H
List: \$127.00



Tower COLLECTION
by OfficeSource®

The OfficeSource® Tower Collection offers an excellent option, whether you are outfitting an auditorium, dining hall or classroom. The heavy duty construction, combined with stylish design, ensures these chairs are built to be both durable and comfortable.

**STACKABLE SIDE CHAIR
W/CHROME FRAME**

SKU: SC1400BLK

Overall: 18½"W x 18"D x 32½"H
Seat: 18½"W x 18"D x 18"H
List: \$147.00

CHAIR DOLLY

SKU: D100

• (For SC1400BLK)
• Stackable up to 16" H
22"W x 23"D x 19"H
List: \$134.00



#D100



ups #SC1400BLK

**TOWER - COLOR
IN STOCK:**



BLK Black

STACKS
H I G H
↑



STACKS
H
I
G
H
4 ↑

**ARMLESS GUEST STACK CHAIR
W/CHROME FRAME**

SKU: 3040PL
Overall: 21"W x 21¾"D x 32¾"H
Seat: 18"W x 16"D x 17"H
List: \$153.00

**ARMLESS SLED BASE STACK
CHAIR W/CHROME FRAME**

SKU: 3040SB
Overall: 21"W x 21¾"D x 32¾"H
Seat: 18"W x 16"D x 16¾"H
List: \$153.00

**SLASH - COLORS
IN STOCK:**



NAV Navy (PER-A12)



BLK Black (PER-A02)

**All Durable
Polypropylene**



This product is part of
a complete collection.



Aero **COLLECTION**
by OfficeSource®



STACKS
H
I
G
H
4 ↑

**GUEST/SIDE CHAIR W/ARMS
BLACK FABRIC SEAT &
TITANIUM FRAME**

SKU: 3204TG
Overall: 23¾"W x 23¼"D x 33½"H
Seat: 18"W x 19¼"D x 18½"H
List: \$246.00

**ARMLESS GUEST/SIDE CHAIR
W/BLACK FABRIC SEAT &
TITANIUM FRAME**

SKU: 3220TG
Overall: 20½"W x 23¼"D x 33½"H
Seat: 18"W x 19¼"D x 18½"H
List: \$246.00

**AERO
UPHOLSTERY
IN STOCK:**



BLK Black
(PER-F9106)

**CHAIR OPTION
(For 3204TG & 3220TG)**



**OPTIONAL CASTERS
SKU: 2700CASTERS**
List: \$41.00



Parson COLLECTION
by OfficeSource®



ups #3128GNSBLU

MICRO MESH BACK SIDE CHAIR W/ARMS
SKU: 3128GNS

Overall: 22½"W x 23¼"D x 33½"H
Seat: 18½"W x 18½"D x 18¼"H
List: \$269.00



ups #3129GNSBLK

ARMLESS MICRO MESH BACK SIDE CHAIR
SKU: 3129GNS

Overall: 22½"W x 23¼"D x 33½"H
Seat: 18½"W x 18½"D x 18¼"H
List: \$263.00

STACKS HIGH
4
Without Casters


CHAIR OPTION
(For 3128 & 3129)



(Set Of 4)

OPTIONAL CASTERS
SKU: 2700CASTERS
List: \$41.00

PARSON UPHOLSTERIES IN STOCK:

- | | |
|---|---|
| 
BLK Black
(PER-BLKF58) | 
BLU Blue
(PER-BLUF56) |
| 
GRY Gray
(PER-GRYF55) | 
RED Red
(PER-REDF66) |
| 
TEK Black
Leathertek
(PER-PU15BLK) | |



Pictured w/Fabric Seat & Optional Casters

#3129GNSRED

Please Note:
Can't Be Stacked w/Casters.



#3128GNSTEK

Pictured w/Black Leathertek Seat & Optional Casters

Please Note: Can't Be Stacked w/Casters.

Carson COLLECTION by OfficeSource®



ups #18929

STACKS HIGH
4

GUEST ARM CHAIR W/BLACK FRAME
SKU: 18929
Overall: 25"W x 23¼"D x 33¼"H
Seat: 20"W x 20½"D x 19½"H
List: \$319.00


CHAIR OPTION
(For 18929)



(Set Of 4)

OPTIONAL CASTERS
SKU: 18929CASTERS
List: \$41.00

CARSON UPHOLSTERY IN STOCK:

- 
BLK Black Upholstered Seat w/Black Mesh Back (EVO-MESH)

Chair Comes With An Extra Thick Seat Cushion



ups #18929

Pictured w/Optional Casters

Crossway COLLECTION by OfficeSource®



#2029
Black Fabric Seat

**SIDE CHAIR
W/BLACK FRAME
SKU: 2029**

Overall: 24"W x 24"D x 33"H
Seat: 18"W x 18"D x 19½"H
Fabric List: \$156.00
Vinyl List: \$162.00

STACKS
4 HIGH

**ARMLESS SIDE CHAIR
W/BLACK FRAME
SKU: 2028**

Overall: 24"W x 24"D x 33"H
Seat: 18"W x 18"D x 19½"H
Fabric List: \$147.00
Vinyl List: \$153.00



#2028
Black Vinyl Seat

**CROSSWAY
UPHOLSTERY IN STOCK:**



BL002 Black Fabric Seat
w/Black Mesh Back
(NOR-MESHBL002)



BLK Black Vinyl Seat
w/Black Mesh Back
(NOR-MESHBLK)

★ **NEW!**
UPHOLSTERY

○ Mesh Upholstery Allows Air To
Freely Circulate; Keeping Your
Back Cool & Comfortable



This product is part of
a complete collection.

Color Stack COLLECTION by OfficeSource®

★ **NEW!**
COLLECTION



#628M
Red

STACKS
4 HIGH

**MESH STACK CHAIR
W/PAINTED FRAME**

SKU: 628M ★
Overall: 20⅞"W x 21⅝"D x 32½"H
Seat: 17⅝"W x 19⅝"D x 18⅞"H
List: \$299.00

○ Soft Mesh Upholstery
Provides Tension,
Balance, Flexibility,
& Air Permeability



#628M
Green



#628M
Black

COLOR STACK - UPHOLSTERIES IN STOCK:



BLK Black Mesh
(PER-M00)



GRN Green Mesh
(PER-M56)



RED Red Mesh
(PER-M10)

★ Gold Stars Indicate
Product New for 2020.



This product is part of
a complete collection.

CoolMesh COLLECTION

by OfficeSource®



STACKS HIGH
4 ↑
Without Casters

MESH BACK GUEST CHAIR W/ARMS & TITANIUM GRAY FRAME
SKU: 7804TGNS
Overall: 25"W x 24"D x 36"H
Seat: 18"W x 19"D x 18"H
List: \$352.00

NEW!
UPHOLSTERY



← **STACKING**



This product is part of a complete collection.



Celestial Blue



Lime Green

CHAIR OPTION
(For 7804TGNS)

(Set Of 4)

OPTIONAL CASTERS
SKU: 2700CASTERS
(Set Of 4)
List: \$41.00



Red



NEW! Cool Gray

7804TGNS - Upholsteries In Stock:
Black (04SEAT9106), Blue (04SEAT9114), Orange (04SEAT9170), Lime (04SEAT9179), Red (04SEAT9176), Celestial Blue (04SEAT9178), Black Vinyl (04SEATPVC) & **NEW!** Cool Gray (04SEAT9101) ★

★ Gold Stars Indicate Product New for 2020.



STACKS HIGH
5 ↑

MESH BACK STACKING CHAIR W/ARMS & BLACK FRAME
SKU: 7944GNS
Overall: 25¼"W x 24¾"D x 37"H
Seat: 18½"W x 18½"D x 19"H
List: \$308.00

NEW!
UPHOLSTERY



← **STACKING**

CHAIR OPTION
(For 7944GNS)

OPTIONAL CASTERS
SKU: 2700CASTERS
(Set Of 4)
List: \$41.00



Celestial Blue



Lime Green



Red



Black Vinyl

7944GNS - Upholsteries In Stock:
Black (79SEAT9106), Navy Blue (79SEAT9114), Orange (79SEAT9170), Lime (79SEAT9179), Red (79SEAT9176), Celestial Blue (79SEAT9178), Black Vinyl (79SEATPVC) & **NEW!** Cool Gray (79SEAT9101) ★



This product is part of a complete collection.

Hamilton COLLECTION
by OfficeSource®

PLASTIC 4 LEG STACK CHAIR

SKU: 6030

- One piece injected shell
- Indoor/Outdoor use
- UV resistant (1-2 years)
- ANSI/BIFMA

Overall: 19¼"W x 22¼"D x 33¼"H

Seat: 19¼"W x 22¼"D x 18"H

List: \$205.00



#6030
Sky



#6030
Red

STACKS
5 HIGH



HAMILTON - COLORS IN STOCK:



WHT White
(PER-A02)

SKY Sky
(PER-A43)

RED Red
(PER-A10)



ALL WEATHER FURNITURE



Optional
Arms

Triumph COLLECTION
by OfficeSource®

**ARMLESS FLEX BACK NESTING
CHAIR W/CASTERS & BLACK FRAME**

SKU: 90094NS

Overall: 23⅞"W x 21⅝"D x 33⅛"H


Seat: 17"W x 17"D x 19"H

List: \$504.00



NESTING

TRIUMPH - UPHOLSTERIES IN STOCK:



BLK Black
(PER-F58)

BLU Blue
(PER-F56)

GRY Gray
(PER-F55)

RED Red
(PER-F66)

CHAIR OPTIONS
(For 90094NS)



PLASTIC ARM RESTS

SKU: 90094ABLK

(Set Of 2)

List: \$52.00



TABLET ARM

SKU: 90094TBLK

List: \$206.00

#90094NS
Pictured w/Optional
Arms & Tablet Arm
Blue Fabric Seat



FLEX BACK



#90094NS
Pictured
w/Gray Fabric Seat



#90094NS
Pictured w/Optional
Arms & Black Fabric Seat



#90094NS
Pictured w/Red Fabric Seat



#3294TNS
Pictured w/Celestial Blue Fabric Seat



#3274TNS Pictured w/Orange Fabric Seat



#3274TNS
Pictured w/NEW! Cool Gray Fabric Seat

Sturdy Titanium Frame With Casters


ARMLESS NESTING CHAIR W/CASTERS, TITANIUM FRAME
SKU: 3274TNS
Overall: 22½"W x 21½"D x 34½"H
Seat: 18½"W x 19"D x 19"H
List: \$329.00

NESTING CHAIR W/ARMS & CASTERS, TITANIUM FRAME
SKU: 3294TNS
Overall: 24"W x 21½"D x 34½"H
Seat: 18½"W x 19"D x 19"H
List: \$359.00

Perch - Upholsteries In Stock:

Black (94SEAT9106), Navy Blue (94SEAT9114), Orange (94SEAT9170), Lime (94SEAT9179), Red (94SEAT9176), Celestial Blue (94SEAT9178) & Black Vinyl (94SEATPVC) & **NEW!** Cool Gray (94SEAT9101)

PERCH - UPHOLSTERIES IN STOCK:



#5494NSBLK
Pictured w/Lime Green Fabric Seat

Julep COLLECTION
by OfficeSource®

NESTING CHAIR W/ARMS & CASTERS, BLACK FRAME
SKU: 5494NSBLK
Overall: 24½"W x 23¼"D x 36"H
Seat: 17¾"W x 18¼"D x 19"H
List: \$360.00


ARMLESS NESTING CHAIR W/CASTERS, BLACK FRAME
SKU: 5474NSBLK
Overall: 22½"W x 23¼"D x 36"H
Seat: 17¾"W x 18¼"D x 19"H
List: \$328.00



#5474NSBLK
Pictured w/Black Fabric Seat



JULEP - UPHOLSTERIES IN STOCK:



Unique Flex Back Design

Folding & Nesting Capabilities



CoolMesh COLLECTION

by OfficeSource®



This product is part of a complete collection.



#7794TNS
Pictured w/Black Fabric Seat

COOLMESH NESTING CHAIR W/TITANIUM GRAY FRAME

SKU: 7794TNS

Overall: 24"W x 24"D x 37"H
Seat: 18½"W x 19"D x 19¼"H
List: \$435.00

ARMLESS COOLMESH NESTING CHAIR W/TITANIUM GRAY FRAME

SKU: 7774TNS

Overall: 22"W x 24"D x 37"H
Seat: 18½"W x 19"D x 19¼"H
List: \$424.00



#7774TNS
Pictured w/NEW! Cool Gray Fabric Seat

CoolMesh - Upholsteries In Stock:

Black (94SEAT9106), Navy Blue (94SEAT9114), Orange (94SEAT9170), Lime (94SEAT9179), Red (94SEAT9176), Celestial Blue (94SEAT9178) & Black Vinyl (94SEATPVC) & **NEW!** Cool Gray (94SEAT9101)★



Celestial Blue

Lime Green

Red

Orange

CHAIR OPTION

(For 7794TNS, 7774TNS, 8094TNS)



(Set Of 4)

OPTIONAL CHAIR GLIDES

SKU: 2700GLIDES
List: \$36.00



#8094TNS
Pictured w/Black Fabric Seat

CoolMesh Pro COLLECTION

by OfficeSource®

COOLMESH PRO NESTING CHAIR W/TITANIUM GRAY FRAME

SKU: 8094TNS

Overall: 24"W x 24¾"D x 38"H
Seat: 18½"W x 19¼"D x 18⅝"H
List: \$466.00

Vinyl Seat Option



#8094TNS
Pictured w/Black Vinyl Seat

8094TNS - Upholsteries In Stock:

Black (94SEAT9106), Navy Blue (94SEAT9114), Orange (94SEAT9170), Lime (94SEAT9179), Red (94SEAT9176), Celestial Blue (94SEAT9178) & Black Vinyl (94SEATPVC) & **NEW!** Cool Gray (94SEAT9101)★



Celestial Blue

Lime Green


Red

Orange



This product is part of a complete collection.

COOLMESH & COOLMESH PRO - UPHOLSTERIES IN STOCK:



Black (94SEAT9106)

Navy Blue (94SEAT9114)

Orange (94SEAT9170)

Lime (94SEAT9179)

Red (94SEAT9176)

Celestial Blue (94SEAT9178)

NEW! Cool Gray (94SEAT9101)★

Black Vinyl (94SEATPVC)

CUSTOM BUILD THESE CHAIRS!

SELECT YOUR SEAT OPTION
8 TO CHOOSE FROM!



Classic Series™ STACK CHAIRS

The instantly recognizable Classic Series™ chair is constructed from highly durable, long-lasting injection-molded polyethylene. Chairs feature, tubular steel frame with one-piece molded polyethylene shell.



STACKS HIGH **12** ↑



#9018 Navy

18"

STUDENT CHAIR
18" SEAT HEIGHT*
SKU: QS9018
18¾"W x 21½"D x 30⅝"H
List: \$130.00

STUDENT CHAIR
16" SEAT HEIGHT*
SKU: SO9016
16¾"W x 19½"D x 27"H
List: \$125.00

STUDENT CHAIR
14" SEAT HEIGHT*
SKU: SO9014
14⅞"W x 17⅞"D x 22⅜"H
List: \$110.00

STUDENT CHAIR
12" SEAT HEIGHT*
SKU: SO9012
14⅝"W x 15"D x 20⅜"H
List: \$110.00

STUDENT CHAIR
10" SEAT HEIGHT*
SKU: SO9010
14⅝"W x 15"D x 18⅞"H
List: \$110.00




10" #9010 Red

12" #9012 Squash

14" #9014 Forest Green

16" #9016 Blueberry

COLORS & FRAMES - IN STOCK:



QSBlack (9018 Only)

QSNavy

QSChrome (Frame)

QS = QUICKSHIP

SO = SPECIAL ORDER

COLORS & FRAMES AVAILABLE SPECIAL ORDER:



SORed

SOWine

SOSky Blue

SOPurple Iris

SOSquash

SOGreen Apple

SOChocolate

SOForest Green

SOCobalt Blue

SOGraphite (9018 Only)

Please Note: All Chairs Priced Per Chair, But Sold 4 Per Carton.

VIRCO 10 YEAR WARRANTY

MEETS OR EXCEEDS ANSI BIFMA STANDARDS



Blow Mold FOLDING CHAIR By OfficeSource®



#FBM03 Gray w/Gray Frame

Super Strong
Can Hold Up To
500 lbs. Of Weight

PLASTIC FOLDING CHAIR W/GRAY FRAME
SKU: FBM03
List: \$92.00 ea.
(Sold In Increments Of 4)

BLOW MOLD COLOR IN STOCK:



GRY Gray



#FCDRA51

FOLDING CHAIR CART
SKU: FCDRA51
67"W x 31"D x 70"H
Weight: 93 lbs.
List: \$710.00
Color In Stock: Black

• Holds up to:
(30) FBM03 chairs
(72) 1601 chairs
(72) 1631 chairs
• 4" Swivel wheels

Steel FOLDING CHAIRS By OfficeSource®



#1601 Pictured In Gray

#1631 Pictured In Black w/Black Vinyl Seat

***Please Note:**
All Chairs Priced For A Carton Of 4. Chairs Cannot Be Sold In Singles.

***ALL STEEL FOLDING CHAIR**
SKU: 1601
List: \$247.00 ea.

Colors In Stock:
BLK Black, GRY Gray

***STEEL FOLDING CHAIR W/PADDED SEAT & BACK**
SKU: 1631
List: \$317.00 ea.

Colors/Upholsteries In Stock: BLK Black Vinyl, GRY Gray Vinyl

STEEL FOLDING COLORS IN STOCK:



GRY Gray



BLK Black

Contemporary *DESIGNER STOOLS*

CALL FOR PRICING



← Adjusts 18" – 25"
Using Swivel
Mechanism

STANDARD FEATURES

- Built with 18-gauge, heavy duty steel legs.
- Will hold up under rugged and intensive usage.
- Choice of heavy-duty steel or hardwood seat
- Seat-pan can swivel up to 360° degrees easily
- Adjustable height pole concealed for elegant design
- Features a convenient footrest for comfort

ADJUSTABLE HEIGHT STOOL W/WOOD SEAT & GRAY OR BLACK BASE

SKU: **QS6800W**

Overall: 14½"W x 14½"D x 18-25"H

Seat: 13¾"W x 13¾"D x 18-25"H

Designer Stools - Frames Available:

Frame: Black (-10) Gray (-02)

ADJUSTABLE HEIGHT STOOL W/STEEL SEAT & GRAY OR BLACK BASE

SKU: **QS6805** (Blueberry)

SKU: **QS6818** (Burgundy)

SKU: **QS6810** (Black)

SKU: **QS6825** (Persian Blue)

Overall: 14½"W x 14½"D x 18-25"H

Seat: 13¾"W x 13¾"D x 18-25"H

SEAT OPTIONS & COLORS:



Flip N Store *PLASTIC TABLE*

These tables are equipped with dual levers, allowing for easy tabletop folding and nesting, which saves space. Coming with four 2" casters (two locking) making them easy to roll, these tables are tested to support up to 700 lbs. and are guaranteed for ten years.



NESTING
#BPFT2460

Finish In Stock:
Light Speckled Gray Top
w/Gray Textured Frame

**FLIP N STORE
PLASTIC TABLE**
SKU: **QSBPFT2460**
60"W x 24"D x 29½"H

**FLIP N STORE
PLASTIC TABLE**
SKU: **QSBPFT2472**
72"W x 24"D x 29½"H



Music *ROOM*

The Melody Music Chair is designed band-pitch style with a seat to back angle of 97°, allowing for maximum breathing capability (tablet arms can be purchased as an additional add-on). Pair them with the Model #82MS Music Stand, a great addition to our music furniture collection.

MELODY STACK CHAIR
SKU: **QS8210**

Overall: 19"W x 21½"D x 33½"H
Seat: 16½"W x 16½"D x 17½"H

TABLET ARM
SKU: **QSTA82R** (RIGHT)
SKU: **QSTA82L** (LEFT)
13¾"W x 17"D

#8210 - Color Available: Black
Polypropylene Plastic Seat/Back
& Black Powder Coat Frame



#8210 - Color Available:
Light Gray Plywood Core Surface

MUSIC STAND (Black)
SKU: **QS82MS**
20½"W x 12½"D x 24-46"H

6200 *SERIES STOOLS*



These fixed height or adjustable stools come in 18"H, 24"H, or 30"H sizes with an optional backrest. The fixed height models feature non-marring polypropylene glides, while the adjustable height stools feature self-leveling steel glides.

BLACK STOOL W/ROUND HARDBOARD SEAT

MODEL #	DESCRIPTION	W x D x H
QS621810	Black Stool - 18"H	14 x 14 x 18
QS622410	Black Stool - 24"H	14 x 14 x 24
QS6218H10	Black Adjustable Stool	14 x 14 x 19-27
QS6224H10	Black Adjustable Stool	14 x 14 x 25-33

GRAY STOOL W/ROUND HARDBOARD SEAT

MODEL #	DESCRIPTION	W x D x H
QS6218	Gray Stool - 18"H	14 x 14 x 18
QS6224	Gray Stool - 24"H	14 x 14 x 24
QS6230	Gray Stool - 30"H	14 x 14 x 30
QS6218H	Gray Adjustable Stool	14 x 14 x 19-27
QS6224H	Gray Adjustable Stool	14 x 14 x 25-33
QS6230H	Gray Adjustable Stool	14 x 14 x 31-39

Colors Available: Black, Gray

QS = QUICKSHIP





This product is part of a complete collection.

CHAIR OPTION
(For 7851NS)




OPTIONAL ADJ. ARM KIT - Black
SKU: 311AK
List: \$106.00

ARMLESS, MESH BACK TASK STOOL W/BLACK UPHOLSTERED SEAT, FOOTRING & TITANIUM STEEL BASE
SKU: 7851NS

Overall: 25½"W x 25½"D x 42-51¼"H
Seat: 20½"W x 19½"D x 24-33¼"H
Fabric or PVC Seat List: \$486.00
Leather Seat List: \$565.00

FUNCTIONS: Pneumatic Seat Height, 360-Degree Swivel



#7851NS
w/Celestial Blue Seat



#7851NS
w/Lime Seat



#7851NS
w/Orange Seat



#7851NS
w/Red Seat

ups #7851NS
w/Black Seat

Pictured w/Optional Adjustable Arm Kit

CoolMesh Pro **COLLECTION**
by OfficeSource®



Seat Height:
25 - 33½"H

ups #8051ANS
w/Black Seat

Pictured w/Optional Adjustable Arm Kit

When Selecting Fabric Seat, Must Choose Seat Color

NEW!
UPHOLSTERY

BUILD YOUR CUSTOM CHAIR BY CHOOSING SEAT BELOW!

OFFICESOURCE® COOLMESH SEAT OPTIONS



Fabric Seat: Black (7700F9106)



Fabric Seat: Navy Blue (7700F9114)



Fabric Seat: Celestial Blue (7700F9178)



Fabric Seat: Orange (7700F9170)



Fabric Seat: Lime (7700F9179)



Fabric Seat: Red (7700F9176)



Fabric Seat: Cool Gray (7700F9101)



Vinyl Seat: Black (7700PVC)



Leather Seat: Black (7700L)



Mesh Seat: Black (7700M)

MESH BACK TASK STOOL, UPHOLSTERED SEAT & ADJUSTABLE ARMS W/FOOTRING & TITANIUM STEEL BASE
SKU: 8051ANS

Overall: 25½"W x 25¾"D x 41-49⅞"H
Seat: 20½"W x 19½"D x 25-33½"H
Fabric or PVC Seat List: \$661.00
Mesh Seat List: \$725.00
Leather Seat List: \$740.00

FUNCTIONS: Pneumatic Seat Height, 360-Degree Swivel



This product is part of a complete collection.



#8051ANS
w/Mesh Seat

Torrance COLLECTION
by OfficeSource®



Seat Height:
27-35½"H

#3451A

**MESH BACK TASK STOOL,
UPHOLSTERED SEAT
W/FOOTRING & BLACK BASE**
SKU: 3451A

Overall: 23¾"W x 21"D x 39½-47¼"H
Seat: 19"W x 20"D x 27-35½"H
List: \$442.00

FUNCTIONS: Pneumatic Seat Height,
360-Degree Swivel

**TORRANCE
UPHOLSTERIES
IN STOCK:**



BLK Black Mesh Back
w/Black Fabric Seat
(PER-F58/M17)



BLU Blue Mesh Back
w/Black Fabric Seat
(PER-F58/M19)



*This product is part of
a complete collection.*

Effort COLLECTION
by OfficeSource®

**Deluxe Posture
Seating & Support**



Seat Height:
26½ -31½"H

#316FR
(Consists Of
316 & FRKIT)

**BLACK LEATHER ARMLESS
DELUXE POSTURE CHAIR
W/FOOTRING & BLACK FRAME**
SKU: 316FR

Overall: 25"W x 25"D x 44½-49½"H
Seat: 20"W x 18"D x 26½-31½"H
List: \$289.00

FUNCTIONS: Pneumatic Seat
Height, 360-Degree Swivel,
Back Depth Adj.

**EFFORT - UPHOLSTERY
IN STOCK:**



BLK Black
Bonded Leather
(NOR-LTHRPLUSBLK)

**CHAIR OPTION
(For 316FR)**



**ARM KIT
SKU: B909JARM**
Height/Width
Adjustable - Black
List: \$93.00

Medical STOOLS
by OfficeSource®



Seat Height:
26½ -30"H

#6801FPFR

**TASK STOOL W/FOOTRING &
CHROME BASE**
SKU: 6801FPFR

Overall: 24¾"W x 27"D x 43"-46½"H
Seat: 19¾"W x 19"D x 26½"-30"H
List: \$536.00

FUNCTIONS: Pneumatic Seat
Height, 360-Degree Swivel

**6801FPFR
UPHOLSTERY
IN STOCK:**



BLK Black
Antimicrobial Vinyl
(NOR-FP215AM)



ANTIMICROBIAL

**Antimicrobial Healthcare
Grade Vinyl Seating**

Healthcare Grade Vinyl is treated with an antimicrobial additive that works to repel microbes and prevent odors from becoming lodged in your waiting room furniture. The antimicrobial chemicals are designed to be released over time so that the vinyl will offer a consistent level of protection for the life of the furniture. You won't have to worry about your waiting room furniture becoming more susceptible to microbes over time.

**CHAIR OPTION
(For 6801FPFR & 210BLK)**

**SOFT CASTER KIT
SKU: NORCASTER**
List: \$40.00



Seat Height:
17¼ -22"H

#210BLK

**BUDGET MEDICAL STOOL
W/CHROME BASE**
SKU: 210BLK

Overall: 13¼"W x 18½"D x 17¼"-22"H
Seat: 13¼"W x 13¼"D x 17¼"-22"H
List: \$123.00

FUNCTIONS: Pneumatic Seat
Height, 360-Degree Swivel

**210BLK
UPHOLSTERY
IN STOCK:**



BLK Black
Foaming PU
(NOR-PUFOAMBLK)



**MEDICAL STOOL (WITH BACKREST)
W/POLISHED CHROME BASE**
SKU: 345FPBLK
Overall: 25"Dia x 33½-39½"H
Seat: 16"Dia x 20½-26½"H
List: \$279.00

FUNCTIONS: Pneumatic Seat Height, 360-Degree Swivel

Special Vertical Height Range Of Six Inches

Seat Height:
20½ -26½"H

ups #345FPBLK



ANTIMICROBIAL

Healthcare Grade Vinyl is treated with an antimicrobial additive that works to repel microbes and prevent odors from becoming lodged in your waiting room furniture. The antimicrobial chemicals are designed to be released over time so that the vinyl will offer a consistent level of protection for the life of the furniture. You won't have to worry about your waiting room furniture becoming more susceptible to microbes over time.



Seat Height:
20½ -26½"H

ups #343FPBLK

**MEDICAL STOOL
W/POLISHED CHROME BASE**
SKU: 343FPBLK
Overall: 25"Dia x 20½-26½"H
Seat: 16"Dia x 20½-26½"H
List: \$233.00

FUNCTIONS: Pneumatic Seat Height, 360-Degree Swivel

**345FPBLK &
343FPBLK
UPHOLSTERY
IN STOCK:**



BLK Black
Antimicrobial Vinyl
(NOR-FP215AM)

Martini **COLLECTION** by OfficeSource®



NEUTRAL SPINE – The 135° open hip angle helps to rock the pelvis forward, creating a neutrally stacked lumbar. This serves as the foundation of a healthy spine posture.

PLAYFULLY FUNCTIONAL – Martini combines both play and function, for various types of spaces. Ideal for cafe areas, break room & gathering spaces.

AUTO BALANCING – Martini regains neutral upright position when not in use.


MARTINI PERCHING STOOL
SKU: 307BNAA00Y ★
Overall: 15¾"W x 15¾"D x 23¼-33½"H
Seat: 15"W x 14¾"D x 23¼-33½"H
List: \$369.00

Hidden Gas Spring Control Mechanism



#307BNAA00Y

**MARTINI
UPHOLSTERY
IN STOCK:**



SNO Snowy
(MER-BL416)



• Sturdy handle for moving chair around.



• Seat height buttons easily access under the seat. Height is controlled by a gas spring which is hidden by a cylindrical cover to give Martini a single continuous form.

★ Gold Stars Indicate Product New for 2020.

Zuma Series FLOOR ROCKER



VIRCO 10 YEAR WARRANTY



Depending on the task, sitting low to the ground may just be what's needed to create a comfortable and effective learning environment. We've taken this idea and rocked it with a compelling and versatile complement to the classroom that meets kids on their level.

FLOOR ROCKER
SKU: SOZFLROCK18 ★
 • 5th Grade to Adult
 18"W x 22½"D x 19½"H
 List: \$273.00

FLOOR ROCKER
SKU: SOZFLROCK15 ★
 • K-4th Grade
 16"W x 21"D x 17¼"H
 List: \$249.00



#ZFLROCK18
Sky Blue



#ZFLROCK15
Green Apple



MEETS OR EXCEEDS
ANSI BIFMA
STANDARDS



SOGreen
Apple



SOWine



SOSky Blue



SOPurple Iris



SOSquash



SORed



SOChocolate



SOForest
Green



SOCobalt
Blue



SOGraphite

ZUMA SERIES - COLORS AVAILABLE SPECIAL ORDER:

Convert COLLECTION by OfficeSource®



FLIP BACK OTTOMAN STOOL

Looking for a versatile piece of furniture that is both functional and eye catching? Look no further than the Convert Collection by OfficeSource®. Coming in two upholstery colors of either a vibrant orange or classic black, this ottoman/stool is perfect for anyone. Turn your ordinary ottoman, into a fun seat, by simply popping up the movable piece. Never let your working space get boring again, when you choose a piece from the Convert Collection.

OTTOMAN/STOOL

SKU: 11975 ★
 23½"W x 21¼"D x 27½"H
 List: \$389.00



#11975
Black



#11975
Orange



**Back Flips
 Completely
 Down Creating
 The Ottoman**

Features airmesh upholstery on the seat and back cushion, seat back and base have matching leather-soft vinyl upholstery.

CONVERT - UPHOLSTERIES IN STOCK:



ORN Orange
(EVO-AIRMESHORG)



BLK Black
(EVO-AIRMESHBLK)

★ Gold Stars Indicate
Product New for 2020.

Spool COLLECTION by OfficeSource®

NEW!
UPHOLSTERY

OfficeSource®
05030



COLLABORATIVE ENVIRONMENT

WORK ENVIRONMENT



THE ERGONOMIC STOOL FOR ACTIVE SITTING!

The stable rounded base allows for a wide range of motion to lean, turn and move as needed! Features a backless design to keep user in an ergonomic, upright position which helps to improve posture and strengthens core.

← *Pictured here with StandUp Standing Desk*

UPS SPOOL CHAIR
SKU: 2626
15" Dia x 19½"-25¼"H
Weight: 17.64 lbs
List: \$421.00



AVAILABLE IN 5 COLORS!



CLASSROOM ENVIRONMENT



STANDARD FEATURES

- Upholstered in waterproof, oil-resistant, anti-staining polyamide/spandex
- Short to medium duration perching
- Interact with colleagues or perch behind a sit-stand desk
- Concentrated on work
- Exercise back muscles
- Relax the legs and feet
- Medium duration for sitting

Gold Stars Indicate Product New for 2020.

SPOOL - UPHOLSTERIES IN STOCK:

GRN Green (PER-GRNF202)	BLU Blue (PER-BLUF210)	ORN Orange (PER-ORNF211)	GRY Gray (PER-GRYF205)	BLK Black (PER-BLKF207)



Color Stack COLLECTION
by OfficeSource®

★ NEW!
COLLECTION



**MESH STOOL
W/PAINTED FRAME**

SKU: 629M ★

Overall: 22³/₁₆"W x 23⁵/₁₆"D x 44¹/₁₆"H
Seat: 17¹/₁₆"W x 19⁵/₁₆"D x 30⁷/₁₆"H
List: \$399.00



**Soft Mesh Backrest & Seat
Provides Tension, Balance,
Flexibility, & Air Permeability**

★ Gold Stars Indicate
Product New for 2020.

COMPLIMENTARY GUEST CHAIRS!

**STACKS
4
HIGH**



**MESH STACK CHAIR
W/PAINTED FRAME**

SKU: 628M ★

Overall: 20⁷/₁₆"W x 21¹/₁₆"D x 32¹/₂"H
Seat: 17¹/₁₆"W x 19⁵/₁₆"D x 18¹/₁₆"H
List: \$299.00



COLOR STACK - UPHOLSTERIES IN STOCK:



BLK Black Mesh
(PER-M00)



GRN Green Mesh
(PER-M56)



RED Red Mesh
(PER-M10)



30 1/2"H

**SLEEK
COLOR
IN STOCK:**

BLK Black Fabric
(PER-9106BLK)

#2994BLK

**FABRIC GUEST STOOL
W/ARMS & BLACK FRAME**

SKU: 2994BLK

Overall: 25 1/2"W x 26 3/8"D x 44 1/2"H

Seat: 18 1/2"W x 18 1/8"D x 30 1/2"H

List: \$370.00



29"H

#3085STOOL

**POLYURETHANE STOOL
W/FOOTREST &
CHROME BASE**

SKU: 3085STOOL

Overall: 20"W x 23"D x 43 3/4"H

Seat: 18"W x 17"D x 29"H

List: \$242.00



#3085DOLLY

CHAIR DOLLY (BLACK)

SKU: 3085DOLLY

(For 3085STOOL)

22 3/4"W x 25"D x 12"H

List: \$127.00

**RISE
COLORS
IN STOCK:**

BLK Black
(PER-A02)

WHT White
(PER-A14)

BLU Light Blue
(PER-A06)

NAV Navy
(PER-A12)

Bleecker Street *COLLECTION*
by OfficeSource®

Innovative and functional designs perfect for the contemporary break room. Modern bentwood seat chair that follows the shape of the user's back, giving optimal comfort. Heavy-gauge steel bases with footrest on stools.




#ST198
Pictured In
Modern Walnut



#ST197
Pictured In
Espresso


BLEEKER - FINISHES IN STOCK:



WHT White



MW Modern Walnut



ES Espresso



**CAFÉ HEIGHT, HIGH BACK
WOOD STOOL, HAND HOLE
IN BACK W/CHROME BASE**

SKU: ST198

Overall: 17"W x 22 1/2"D x 44 3/8"H

Seat: 17"W x 17 1/4"D x 29 1/2"H

List: \$390.00


**CAFÉ HEIGHT, LOW BACK
WOOD STOOL W/CHROME BASE**

SKU: ST197

Overall: 18"W x 22 1/2"D x 34 1/2"H

Seat: 16 1/2"W x 18"D x 29 1/2"H

List: \$390.00



NEW!
COLLECTION

Timber COLLECTION
by OfficeSource®



**CAFÉ HEIGHT WOOD STOOL
W/BLACK STEEL BASE**

SKU: 530S ★

Overall: 19"W x 22"D x 43"H

Seat: 16"W x 16"D x 30"H

List: \$369.00

**TIMBER
FINISH IN STOCK:**



Dark Cherry
(HOL-DCWOOD)

ups #530S



NEW!
COLLECTION

Bowed COLLECTION
by OfficeSource®



**CAFÉ HEIGHT HIGH BACK
WOOD CHAIR W/CUSHIONED
SEAT & BLACK FRAME**

SKU: 8030S ★

• 52 ball bearing swivel

Overall: 18"W x 19"D x 46"H

Seat: 18"W x 18"D x 30"H

List: \$399.00

FUNCTIONS: 360-Degree Swivel

**BOWED
FINISH IN STOCK:**



BLK Black Vinyl
(HOL-BLKVYL)

○ Clear Commercial
L Grade Glides

ups #8030S



Arbor COLLECTION
by OfficeSource®

NEW!
COLLECTION

**SWIVEL STOOL
W/BROWN WOOD LEGS**

SKU: 11871 ★

21 $\frac{5}{8}$ "W x 21 $\frac{5}{8}$ "D x 42 $\frac{1}{2}$ "H

List: \$489.00

FUNCTIONS: 360-Degree Swivel

○ Swivels A Complete
L 360 Degrees

**ARBOR
UPHOLSTERIES
IN STOCK:**



GRY Gray Linen
(EVO-166G-10)



BLK Black
Leather-Soft Vinyl
(EVO-BLKPU)

ups #11871GRY
Gray Linen

★ Gold Stars Indicate
Product New for 2020.

NEW!
COLLECTION

Bell COLLECTION by OfficeSource®

Black, Plastic Seating
Compliments Unique Bell Glides



#398SBLK



#396SBLK




#394SBLK

STOOL W/FOOTRING - 29¹⁵/₁₆"H
SKU: 398SBLK ★
Overall: 24¹/₂"W x 24¹/₂"D x 29¹⁵/₁₆"H
Seat: 14¹/₄"W x 14¹/₄"D x 29¹⁵/₁₆"H
List: \$159.00

STOOL W/FOOTRING - 25¹/₄"H
SKU: 396SBLK ★
Overall: 24"W x 24"D x 25¹/₄"H
Seat: 14¹/₄"W x 14¹/₄"D x 25¹/₄"H
List: \$149.00

STOOL - 19⁵/₁₆"H
SKU: 394SBLK ★
Overall: 19³/₄"W x 19³/₄"D x 19⁵/₁₆"H
Seat: 14¹/₄"W x 14¹/₄"D x 19¹/₄"H
List: \$99.00

BELL - COLOR
IN STOCK:



BLK Black

STOOL OPTION
(For Bell Collection)



(Set Of 4)

OPTIONAL CASTERS
SKU: 2700CASTERS

(Set Of 4)

List: \$41.00

Industrial COLLECTION by OfficeSource®

Steel Tube Frame/Solid Welds
On The Outside Of The Legs



#910BLK

COUNTER HEIGHT
PADDED SEAT CUSHION

One Piece Welded Frames



#910WSMF

BAR HEIGHT
WOOD SEAT

15" Dia, Distressed Wood Seat
Accented By A 2" Studded Ring



#910WSDC

COUNTER HEIGHT
WOOD SEAT

PADDED SEAT ADJ. STOOL
W/CLEARCOAT FRAME
SKU: 910BLK
Overall: 18"X 18"D x 25-30"H
Seat: 15"W x 15"D x 25-30"H
List: \$545.00

WOOD SEAT ADJ. STOOL
W/CLEARCOAT FRAME
SKU: 910WS
Overall: 18"X 18"D x 25-30"H
Seat: 15"W x 15"D x 25-30"H
List: \$565.00



The Locking Nut Sets The Stool
To Your Desired Height; 1"
Thick, Solid Steel Screw


INDUSTRIAL
UPHOLSTERY/
FINISHES
IN STOCK:



BLK High
Performance
Black Vinyl
(HOL-HPBLKVYL)



MF Medium Finish
(HOL-MEDWOOD)



DC Dark Cherry
(HOL-DCWOOD)



Juniper COLLECTION
by OfficeSource®

VINYL STOOL
W/CHROME BASE
SKU: C7C1BLK
Overall: 14¹/₂"W x 14¹/₂"D x 30"H
Seat: 14¹/₂"W x 14¹/₂"D x 30"H
List: \$236.00

Please Note: Stool Priced Per
Chair, But Sold 2 Per Carton.

JUNIPER
UPHOLSTERY
IN STOCK:



BLK Black
(HOL-BLKVYL)



#C7C1BLK

The In-Or-Out Collection by OfficeSource® is perfect for both indoor and outdoor use, being able to withstand in any environment. With the distressed and industrial look, your space will be modern, while still offering functionality. Coming in red, black, or white, these stools, stack chairs, and tables can outfit any space to your desired look. Turn your space into a durable and trendy spot, when you choose the In-Or-Out Collection.



ups
IN-OR-OUT
COLLECTION
UPSABLE

#OD58
Red

#OD58
White



#OD58
Black

**INDOOR/OUTDOOR INDUSTRIAL
DISTRESSED DINING STACK CHAIR**

SKU: OD58 ★
Overall: 16½"W x 16½"D x 30"H
Seat: 12¼"W x 12¼"D x 18"H
List: \$239.00

Please Note:
Chair Priced Per Chair, But Sold 4 Per Carton.



**STACKS
HIGH** ↑
6

ups
IN-OR-OUT
COLLECTION
UPSABLE



#OD60
White

**30"H BACKLESS
INDOOR/OUTDOOR DISTRESSED
INDUSTRIAL BARSTOOL**

SKU: OD60 ★
Overall: 18"W x 19½"D x 30"H
Seat: 14½"W x 14½"D x 30"H
List: \$199.00

Please Note: Stool Priced Per
Chair, But Sold 4 Per Carton.

COMPLIMENTARY TABLES!



#ODTB30
White

Table Underside



#ODTB42
Black


**INDOOR/OUTDOOR DISTRESSED
DINING TABLE W/UMBRELLA HOLE**

SKU: ODTB30 ★
• Fits standard umbrella - 1¼"Hole
Overall: 36"W x 36"D x 30"H
List: \$579.00


**INDOOR/OUTDOOR
DISTRESSED PUB
TABLE - 42"H**

SKU: ODTB42 ★
Overall: 36"W x 36"D x 42"H
List: \$599.00

IN-OR-OUT - COLORS IN STOCK:



BLK Black
(HOL-BLKP)



RED Red
(HOL-REDP)



WHT White
(HOL-WHTP)



CUSTOM LOGO

Park COLLECTION by OfficeSource®

The functional surfaces of our steel benches, tables, & receptacles are covered in a copolymer-based thermoplastic powder coating. Thermoplastic is environmentally safe, the coating will never fade, crack, peel, warp, or discolor for the life of the product. Thermoplastic is applied at a thickness of 25-30 mils. Wood Surfaces are treated yellow pine planks.



#B6WBP
Red



#B6XPP
Red



#T46SQP
Dk Green



#T6XPP
Blue


MODEL #	DESCRIPTION	W x D x H	MOUNT	WEIGHT	LIST PRICE
SOB6WBP	6' Standard Expanded Bench w/Back	72 x 24 x 32½	Portable	150 lbs	\$1,595.00
SOB6XPP	6' Standard Expanded Backless Bench	72 x 11½ x 18½	Portable	76 lbs	\$995.00
SOT46SQP	46" Square Expanded Metal Table	80 x 80 x 29¼	Portable	265 lbs	\$2,995.00
SOT6XPP	72" Standard Expanded Picnic Table	72 x 62 x 29½	Portable	210 lbs	\$2,695.00
SOT6WTP	72" Wood Picnic Table	72 x 59½ x 27	Portable	225 lbs	\$1,595.00
SO32EXPLNSML	32 Gallon Receptacle w/Spun Metal Lid & Liner	23½" Dia x 28"	Portable	70 lbs	\$1,760.00

PARK COLLECTION STEEL COLORS AVAILABLE:



#T6WTP

Make It Personal
Customized
Logo Or Words
Cut Into Steel
Receptacle
\$575.00
Upcharge
(See Inset Above)



#32EXPLNSML
Blue

Effort COLLECTION
by OfficeSource®



**MID BACK TASK CHAIR
W/CHROME BASE
SKU: 6801FPBLK**

Overall: 24¾"W x 27"D x 36¾-40¼"H
Seat: 19¾"W x 19"D x 18½-22"H
List: \$462.00

FUNCTIONS: Pneumatic Seat Height,
360-Degree Swivel

**BLACK LEATHER ARMLESS DELUXE
POSTURE CHAIR W/BLACK FRAME
SKU: 316BLK**

Overall: 25"W x 25"D x 35-40"H
Seat: 17½"W x 16½"D x 18½-23½"H
List: \$215.00

FUNCTIONS: Pneumatic Seat Height,
360-Degree Swivel, Back Depth Adjustment

**CHAIR OPTION
(For 316BLK)**



Black

**ADJ. ARM KIT
SKU: B909JARM
List: \$93.00 (Set)**



ups #6801FPBLK

**Seamless
Cushion Design**

**CHAIR OPTION
(For 6801FPBLK)**

**SOFT CASTER KIT
SKU: NORCASTER
List: \$40.00**

**TASK FORCE
UPHOLSTERY
IN STOCK:**



BLK Black
Antimicrobial Vinyl
(NOR-FP215AM)

**EFFORT
UPHOLSTERY
IN STOCK:**



BLK Black
Bonded Leather
(NOR-LTHRPLUSBLK)

ups #316BLK

Advanced COLLECTION
by OfficeSource®



ups #8456ASBLK

**8456ASBLK
UPHOLSTERY
IN STOCK:**



BLK Black
(PER-9106BLK)

**HIGH BACK TASK CHAIR
W/ADJ. ARMS & BLACK FRAME
SKU: 8456ASBLK**

Overall: 27¼"W x 25½"D x 41-44½"H
Seat: 21"W x 19"D x 18-22"H
List: \$669.00

FUNCTIONS: Pneumatic Seat Height,
360-Degree Swivel, Tilt-Lock, Tilt-Tension,
Back Lock, Adjustable Seat & Back, Back
Height Adjustment, High Performance
Control, Forward Seat Tilt, Sliding Seat,
Height/Width Adjustable Arms

**MULTI-FUNCTION TASK CHAIR
W/ADJUSTABLE ARMS &
BLACK FRAME
SKU: D2001ONX**

Overall: 27"W x 27"D x 35½-42"H
Seat: 21"W x 18½"D x 17½-21½"H
List: \$515.00

FUNCTIONS: Pneumatic Seat Height,
360-Degree Swivel, Tilt-Tension,
Articulating Seat & Back, Adjustable
Seat & Back, Back Height Adjustment,
Height-Adjustable Arms



ups #D2001ONX

**D2001ONX
UPHOLSTERY
IN STOCK:**



ONX Onyx
(NOR-BL0084)





ups #138YMA78VBLK
Pictured w/Orange Fabric Seat

**MESH HIGH BACK TASK CHAIR
W/BLACK FRAME**
SKU: 138YMA78VBLK ★
Overall: 27½"W x 27½"D x 37½"-45½"H
Seat: 19¼"W x 17¼"-18¾"D x 17¾"-21¾"H
List: \$559.00

FUNCTIONS: Pneumatic Seat Height, Adjustable Back/Seat, Sliding Seat, Height Adjustable Arms, Arm Pads Adjust Forward & Backward + Swivel, Adjustable Lumbar Support, Ratchet Back, Multi-Position Tilt Lock, Class 4 Gas Cylinder

**MATCHING
HEADREST OPTION!**




Available in
Black Upholster Only

**HEADREST
OPTION**
(For 138YMA78VBLK)



**HEADREST
MSC139HRS1BLK** ★
List: \$65.00
(Available in Black Only)



Lumbar support can be conveniently adjusted by side knobs while in chair

Height adjustable arms featuring arm pads that move forward & backward as well as swivel

Exclusive Corpo Feature
The High End "Donati" Mechanism

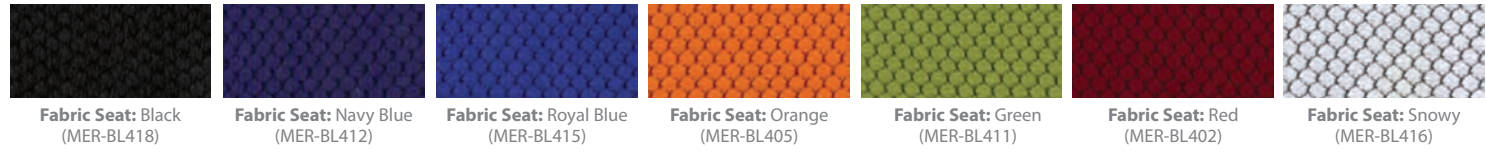
The "Donati" mechanisms have every individual component planned, created, and checked in Italy to guarantee the quality of the final product.
Everything from research and development to production of each device is done in Italy!



**When Selecting
Chair, Please Choose
Seat Color**

★ Gold Stars Indicate Product New for 2020.

CORPO COLLECTION - UPHOLSTERIES IN STOCK:





#20621
Gray Mesh/Black Base

**ALL MESH TASK CHAIR
W/BLACK OR WHITE FRAME
SKU: 20621**

Overall: 26¾"W x 26"D x 37½-41¼"H
Seat: 19¾"W x 17"D x 17½-21¼"H
List: \$823.00

FUNCTIONS: Swivel/Tilt Control, Pneumatic Seat Height, 360 Degree Swivel


**ALUMINUM BASE OPTION
SKU: 44BASE**
List: \$143.00

**REMARK
UPHOLSTERIES IN STOCK:**



GRY Gray Mesh
w/Black Frame
(PER-M114)

GRY Gray Mesh
w/White Frame
(PER-M114)



BLU Light Blue Mesh
w/White Frame
(PER-M116)



#20621
Light Blue Mesh/White Base

Torrance **COLLECTION** by OfficeSource®

Crossway **COLLECTION**
by OfficeSource®



#3421A
Blue Mesh Back



**MESH BACK TASK CHAIR
W/ARMS & BLACK FRAME
SKU: 3421A**

Overall: 24½"W x 24"D x 33¾-37½"H
Seat: 19"W x 20"D x 17-20¾"H
List: \$309.00

FUNCTIONS: Pneumatic Seat Height, 360-Degree Swivel, Tilt Lock, Tilt-Tension

**Three Back
Mesh Colors
To Choose From**

**MESH BACK TASK CHAIR
W/BLACK BASE
SKU: 610BLK**

Overall: 25"W x 26½"D x 36½-40"H
Seat: 19"W x 17½"D x 18-21½"H
List: \$236.00

FUNCTIONS: Pneumatic Seat Height, 360-Degree Swivel, Tilt-Tension

**TORRANCE COLLECTION
UPHOLSTERIES IN STOCK:**



BLK Black Mesh Back
w/Black Fabric Seat
(PER-F58/M17)

BLU Blue Mesh Back
w/Black Fabric Seat
(PER-F58/M19)

GRY Gray Mesh Back
w/Black Fabric Seat
(PER-F58/M20)

**CROSSWAY
UPHOLSTERY
IN STOCK:**



BLK Black Mesh Back
w/Black Fabric Seat
(NOR-MESHBLK)



#610BLK




See Hospitality Section
For Details



Optional Headrest

ups #90511ALBLK + #905HR



CHAIR BACK

MID BACK ALL MESH TASK CHAIR W/CHROME BASE
SKU: 90511ALBLK

Overall: 30"W x 27½"D x 39¼-43¼"H
Seat: 20¾"W x 19¾"D x 17¼-21¼"H
List: \$720.00

FUNCTIONS: Pneumatic Seat Height, 360 Degree Swivel, Swivel/Tilt Control, Tilt Lock, Adjustable Lumbar, Height Adjustable Arms

MID BACK MESH TASK CHAIR W/FABRIC SEAT & BLACK BASE
SKU: 90501BLK

Overall: 29"W x 27¼"D x 38-42"H
Seat: 20½"W x 18"D x 17¼-21¼"H
List: \$545.00

FUNCTIONS: Pneumatic Seat Height, 360 Degree Swivel, Synchronous Control, Tilt Lock, Adjustable Lumbar, Height Adjustable Arms

Viking
COLLECTION
by OfficeSource®



ups #90501BLK



ups #90511ALBLK

VIKING UPHOLSTERIES IN STOCK:

BLK Black Mesh (PER-M5)	BLK Black Mesh w/Black Fabric Seat (PER-F2628)

CHAIR OPTION
(For 90511AL & 90501)



HEADREST (BLACK)
SKU: 905HR
List: \$52.00 ups

Engage
COLLECTION
by OfficeSource®



Optional Headrest

ups #18921 + #18921HR



CHAIR BACK



CHAIR SIDE

MESH, MID BACK TASK CHAIR W/CHROME FRAME
SKU: 18921

Overall: 25"W x 23⅝"D x 40⅝-43⅝"H
Seat: 20"W x 24½"D x 19⅞-23½"H
List: \$739.00

FUNCTIONS: Pneumatic Seat Height, 360-Degree Swivel, Synchronous Control, Sliding Seat, Height/Width Adjustable Arms

CHAIR OPTION
(For 18921)



HEADREST (BLACK)
SKU: 18921HR
List: \$62.00

ENGAGE UPHOLSTERIES IN STOCK:



BLK Black Mesh (EVO-BLK)

Serene
COLLECTION
by OfficeSource®



ups #S13MBVSBLK



FLIP ARM



FLIP ARM MESH BACK TASK CHAIR W/BLACK FRAME
SKU: S13MBVSBLK

Overall: 25½"W x 26¼"D x 37-41"H
Seat: 20½"W x 20"D x 17¼-21¼"H
List: \$319.00

FUNCTIONS: Pneumatic Seat Height, 360-Degree Swivel, Tilt Lock, Cantilever Arms

SERENE UPHOLSTERY IN STOCK:



BLK Black (ANJ-SM001)

Costa COLLECTION
by OfficeSource®



TASK CHAIR W/BLACK FRAME
SKU: C12MBFSBLK

Overall: 25½"W x 25¼"D x 39¾-43"H
Seat: 20½"W x 20½"D x 18½-21¾"H
List: \$409.00

FUNCTIONS: Pneumatic Seat Height, 360-Degree Swivel, Swivel/Tilt Control, Tilt Lock, Tilt-Tension, Knee Tilt Control, Height Adjustable Arms

FLIP ARM MESH BACK TASK CHAIR W/BLACK FRAME
SKU: 678BLK

Overall: 27"W x 27"D x 41-44"H
Seat: 20"W x 20½"D x 18-21"H
List: \$380.00

FUNCTIONS: Pneumatic Seat Height Adjustment, 360 Degree Swivel, Tilt Tension, Flip Arms

COSTA UPHOLSTERY IN STOCK:



BLK Black (ANJ-M001)

PENNINGTON UPHOLSTERY IN STOCK:



BLK Black Mesh Back w/Black Fabric Seat (NOR-MESHLBK)

Pennington COLLECTION
by OfficeSource®



Sit Up COLLECTION ★ **NEW!** COLLECTION
by OfficeSource®



ARMLESS, MESH BACK CORE CHAIR W/ROTATING TILT & BLACK BASE
SKU: 11905 ★

Overall: 18¾"W x 24⅞"D x 35⅞-39⅞"H
Seat: 18¾"W x 20"D x 18⅞-22⅞"H
List: \$519.00

FUNCTIONS: Pneumatic Seat Height, 360-Degree Swivel

MESH BACK TASK CHAIR W/ARMS & BLACK BASE
SKU: P11MBFSBLK

Overall: 25"W x 24½"D x 37-41"H
Seat: 20½"W x 20"D x 18-22"H
List: \$289.00

FUNCTIONS: Pneumatic Seat Height, 360-Degree Swivel, Tilt Lock, Tilt-Tension

SIT UP UPHOLSTERY IN STOCK:




BLK Black Mesh Back w/Lime Green Seat (EVO-AIRMESHLME)

PLEXUS UPHOLSTERY IN STOCK:



BLK Black Mesh Back w/Black Fabric Seat (ANJ-SMB001)

Plexus COLLECTION
by OfficeSource®



Unique Pivoting Base
With 360° Motion, Tilt Keeps You Moving & Active Throughout Your Day

★ Gold Stars Indicate Product New for 2020.

NEW!
COLLECTION

Interchangeable
COLLECTION
by OfficeSource®

GRAY MESH BACK, TASK CHAIR
W/INTERCHANGEABLE SEAT COVER
& BLACK BASE

SKU: 656GRY* ★
Overall: 26½"W x 25½"D x 39-42"
Seat: 19"W x 19"D x 18½-21½"H
List: \$399.00

FUNCTIONS: 2:1 Synchro-Tilt Mechanism,
Adjustable Lumbar, Tilt Lock, Tilt-Tension

*Please choose seat cover color
when placing order.

Change The Seat Color
Or Take It Off To Clean
This Chair Allows
You To Do Either
or Both



ups #656GRY
w/Royal Blue Seat Cover
(NOR-COVER02)

INTERCHANGEABLE SEAT COVERS - UPHOLSTERIES IN STOCK:



Unique Interchangeable
Seat Covers



w/Black Seat Cover
(Standard)

w/Red Seat Cover
(NOR-COVER04)



w/Light Gray Seat Cover
(NOR-COVER11)

w/Orange Seat Cover
(NOR-COVER14)

w/Yellow Seat Cover
(NOR-COVER12)

w/Steel Blue Seat Cover
(NOR-COVER06)



#12199



Curve COLLECTION
by OfficeSource®

NEW!
COLLECTION

MESH HIGH BACK TASK CHAIR
W/BLACK BASE

SKU: 12199* ★
Overall: 26"W x 29½"D x 39¾-42¾"H
Seat: 19¾"W x 16½"D x 17¾-20¾"H
List: \$569.00

FUNCTIONS: Pneumatic Seat Height, 360-Degree
Swivel, Seat Slider, Height Adjustable Arms
(Armrest pads swivel and move forward and
backwards), Body Weight Mechanism

CURVE
UPHOLSTERY
IN STOCK:



BLK Black Seat
w/Black Mesh Back
(EVO-MESHBLK2)

★ Gold Stars Indicate
Product New for 2020.

Natural Alignment
Lumbar Support



#12199
Chair Profile

Luna COLLECTION
by OfficeSource®



MID BACK MESH CHAIR WITH TWO-TONE FRAME & ALUMINUM BASE
SKU: 8822AGRY

Overall: 27¹/₁₆"W x 24"D x 46⁷/₈-51³/₃₂"H
Seat: 18²/₃₂"W x 16¹/₈-18¹/₈"D x 18¹/₂-20¹/₂"H
List: \$1,029.00

FUNCTIONS: Pneumatic Seat Height, 360-Degree Swivel, Tilt Lock, Tilt Tension, Synchronous Control, Lumbar Adjustment, Height Adjustable Arms

8822AGRY - UPHOLSTERY IN STOCK:

Gray Mesh Back (PER-M60)
w/Black Fabric Seat (PER-F58)

■ ■ ■ **STANDARD FEATURES**

- Synchronized back & seat with five back positions
- Larger backrest angles for max reclining
- High density foam
- Consistent lumbar support follows your waist all times
- 3D Armrest with functions: height and pivot adjustments



Adjustable Lumbar Support Moves To Fit Your Needs

CHAIR BACK


LUNA UPHOLSTERY IN STOCK:

GRY Gray Mesh Back (PER-M60)
w/Black Fabric Seat (PER-F58)



Height & Pivot Adjustments

Prius COLLECTION by OfficeSource®



MESH, DELUXE TASK CHAIR W/BLACK FRAME

SKU: 12221

Overall: 26"W x 25⁵/₈"D x 42³/₄-45¹/₂"H
Seat: 21"W x 19⁵/₈"D x 19-21⁷/₈"H
List: \$762.00

FUNCTIONS: 360-Degree Swivel, Tilt Lock, Tilt-Tension, Back Lock, Synchronous Control, High Performance Control, Lumbar Adjustment, Sliding Seat, Height/Width Adjustable Arms



Synchronous & High Performance Controls

PRIUS UPHOLSTERIES IN STOCK:



BUR Burgundy (PRI1803)



BLK Black (PRI1801)



Cade COLLECTION by OfficeSource®

Modern features of breathable mesh back and ergonomic functions will enhance your office aesthetics at an affordable price.



ups #44021ANS
Blue Seat

Height Adjustable Arms

EXECUTIVE MESH BACK CHAIR W/BLACK FRAME

SKU: 44021ANS





Overall: 24"W x 22½"D x 38-43"H

Seat: 19½"W x 19"D x 18-23"H

List: \$427.00

FUNCTIONS: Pneumatic Seat Height, 360-Degree Swivel, Swivel/Tilt Control, Tilt Lock, Tilt-Tension, Height Adjustable Arms

CADE UPHOLSTERIES IN STOCK:

	
BLK Black Seat (PER-21SEATBLKF58)	BLU Blue Seat (PER-21SEATBLUF56)
	
RED Red Seat (PER-21SEATREDF66)	GRY Gray Seat (PER-21SEATGRYF55)



ups #44021ANS
Gray Seat

ups #44021ANS
Black Seat

Artesa COLLECTION by OfficeSource®



ups #11501

Scuff Base Caps



CHAIR BACK

MESH, BASIC TASK CHAIR W/PAINTED NYLON BASE & ARMS

SKU: 11501

Overall: 25¾"W x 23½"D x 36¾-40¾"H

Seat: 20"W x 19¾"D x 17¾-21½"H

List: \$389.00

FUNCTIONS: Pneumatic Seat Height, 360-Degree Swivel, Swivel/Tilt Control, Tilt Lock, Tilt-Tension, Lumbar Adjustment, Height Adjustable Arms

MESH, 3-PADDLE TASK CHAIR W/PAINTED METALIC BASE & ARMS

SKU: 11503

Overall: 25¾"W x 23¾"D x 36¼-40½"H

Seat: 20"W x 17¾"D x 17¾-21¼"H


List: \$515.00

FUNCTIONS: Pneumatic Seat Height, 360-Degree Swivel, Swivel/Tilt Control, Tilt Lock, Tilt-Tension, Back Lock, Adjustable Seat & Back, Back Height Adjustment, Lumbar Adjustment, Height Adjustable Arms



ups #11503

ARTESA UPHOLSTERY IN STOCK:


BLK Black Airmesh Seat (EVO-MESH)



ups #21255NS



ups #21155NSBLK

**MESH BACK TASK CHAIR
W/WHITE FRAME & CHROME BASE
SKU: 21255NS**

Overall: 24¼"W x 21¾"D x 36-39¾"H
Seat: 19"W x 19"D x 17½-21½"H
List: \$349.00

FUNCTIONS: Pneumatic Seat Height, 360 Degree Swivel, Swivel/Tilt Control, Tilt Lock, Tilt-Tension

**MESH BACK TASK CHAIR
W/BLACK FRAME & BASE
SKU: 21155NSBLK**

Overall: 24¼"W x 21¾"D x 36-39¾"H
Seat: 19"W x 19"D x 17½-21"H
List: \$267.00

FUNCTIONS: Pneumatic Seat Height, 360 Degree Swivel, Swivel/Tilt Control, Tilt Lock, Tilt-Tension

**PRISMA
UPHOLSTERIES IN STOCK:**




Slash **COLLECTION**
by OfficeSource®



#3040SSBLK
Black

SLASH - COLORS IN STOCK:



**ARMLESS POLY SWIVEL CHAIR
W/CHROME FRAME
SKU: 3040SS**

Overall: 23"W x 23"D x 31½-35½"H
Seat: 18"W x 16"D x 16-20¼"H
List: \$276.00

FUNCTIONS: Pneumatic Seat Height, 360 Degree Swivel



#3040PL
Black

**All Durable
Polypropylene**

**STACKS
H
I
G
H**



#3040SB
Navy

**ARMLESS GUEST STACK CHAIR
W/CHROME FRAME
SKU: 3040PL**

Overall: 21"W x 21¾"D x 32¾"H
Seat: 18"W x 16"D x 17"H
List: \$153.00

**ARMLESS SLED BASE STACK
CHAIR W/CHROME FRAME
SKU: 3040SB**

Overall: 21"W x 21¾"D x 32¼"H
Seat: 18"W x 16"D x 16¾"H
List: \$153.00

CoolMesh Pro COLLECTION

by OfficeSource®



Over 50 Combinations of Chair Options Available

1 CHOOSE CHAIR STYLE - 4 TO CHOOSE FROM

- (A) Multi-Function High Back
- (B) Synchro High Back
- (C) Multi-Function Mid Back
- (D) Swivel/Tilt High Back

2 CHOOSE CHAIR SEAT - 10 TO CHOOSE FROM

Leather Seat or Vinyl, Mesh Seat, Black, Navy Blue, Orange, Lime, Red, Celestial Blue or **New!** Cool Gray Fabric Seat.

3 TURN 8014ASNS, 8054ASNS OR 8011ANS INTO AN "EXECUTIVE" CHAIR BY ADDING OPTIONAL HEADREST - (List \$64.00)

4 CHAIRS ARE STANDARD WITH BLACK BASE. ADD MORE DESIGN APPEAL BY ADDING OPTIONAL ALUMINUM BASE - (List \$147.00)

COOLMESH PRO MULTI-FUNCTION, HIGH BACK W/BLACK BASE & ADJ. ARMS
SKU: 8014ASNS

Overall: 27½"W x 26¾"D x 40½-44½"H
Seat: 20½"W x 19½"D x 19¾-22¾"H
w/Fabric or PVC Seat List: \$733.00
w/Mesh Seat List: \$797.00
w/Leather Seat List: \$812.00

FUNCTIONS: Pneumatic Seat Height, 360-Degree Swivel, Tilt Lock, Tilt-Tension, Back Lock, Adjustable Seat/Back, High Performance Control, Back Angle Adjustment, Lumbar Support, Ratchet Back, Forward Seat Tilt, Sliding Seat, Height/Width Adjustable Arms

HEADREST OPTION

(For 8014ASNS, 8011ANS & 8054ASNS)



HEADREST (BLACK)
SKU: 7000HR
List: \$64.00




ups #8014ASNS
Pictured w/Black Fabric Seat



When Selecting Fabric Seat, Must Choose Seat Color

BUILD YOUR CUSTOM CHAIR BY CHOOSING SEAT BELOW!

OFFICESOURCE® COOLMESH SEAT OPTIONS



BASE OPTIONS



OPTIONAL ALUMINUM BASE
SKU: ABASET
List: \$147.00



SOFT DUAL WHEEL CASTERS
SKU: CASTERSPU
List: \$41.00

CoolMesh Pro *COLLECTION* by OfficeSource®



NEW!
UPHOLSTERY

#8054ASNS
Pictured w/Cool Gray
Fabric Seat

**MULTI-FUNCTION, MID BACK
W/STANDARD BLACK BASE,
BLACK MESH BACK AND ADJ. ARMS**
SKU: 8054ASNS

Overall: 27½"W x 26¾"D x 37¼"-41¼"H
Seat: 20½"W x 19½"D x 19½"-22¾"H
w/Fabric or PVC Seat List: \$661.00
w/Mesh Seat List: \$725.00
w/Leather Seat List: \$740.00

FUNCTIONS: Pneumatic Seat Height,
360-Degree Swivel, Tilt Lock, Tilt-Tension,
Back Lock, Back Height Adjustment, Back
Angle Adjustment, Ratchet Back, Sliding Seat,
Height/Width Adjustable Arms



#8094TNS
Pictured w/Black
Fabric Seat

**COOLMESH PRO NESTING CHAIR
W/TITANIUM GRAY FRAME**
SKU: 8094TNS

Overall: 24"W x 24¾"D x 38"H
Seat: 18½"W x 19¼"D x 18½"H
List: \$466.00

8094TNS - Upholsteries In Stock:

Black (94SEAT9106), Navy Blue (94SEAT9114),
Orange (94SEAT9170), Lime (94SEAT9179), Red
(94SEAT9176), Celestial Blue (94SEAT9178),
NEW! Cool Gray (94SEAT9101) & Black Vinyl
(94SEATPVC)



**When Selecting
Fabric Seat, Must
Choose Seat Color**



#8011ANS
Pictured w/Fabric Seat

**MESH BACK TASK CHAIR W/STANDARD BLACK
BASE, BLACK MESH BACK AND ADJ. ARMS**
SKU: 8011ANS

Overall: 25½"W x 25¾"D x 37¾"-41"H
Seat: 20½"W x 19½"D x 18½"-22"H
w/Fabric or PVC Seat List: \$548.00
w/Mesh Seat List: \$612.00
w/Leather Seat List: \$627.00

FUNCTIONS: Pneumatic Seat Height,
360-Degree Swivel, Swivel/Tilt Control
Tilt Lock, Tilt-Tension, Ratchet Back, H-
Adjustable Arms

Seats In Stock
Optional Headrest, Base
& Casters Available



#8011ANS
Leather Seat



#8011ANS
Mesh Seat

CoolMesh COLLECTION

by OfficeSource®



Over 50 Combinations of Chair Options Available

1 CHOOSE CHAIR STYLE - 5 TO CHOOSE FROM

- (A) Multi-Function High Back - (7704ASNS)
- (B) Synchro High Back - (7701ASNS)
- (C) Multi-Function Mid Back - (7754ASNS)
- (D) Swivel/Tilt High Back - (7721ANS)

2 CHOOSE CHAIR SEAT - 10 TO CHOOSE FROM

Leather Seat or Vinyl, Mesh Seat, Black, Navy Blue, Orange, Lime, Red, Celestial Blue or **New!** Cool Gray Fabric Seat.

3 TURN 7704ASNS, 7721ANS, 7701ASNS INTO AN "EXECUTIVE" CHAIR BY ADDING OPTIONAL HEADREST - (List \$64.00)

4 CHAIRS ARE STANDARD WITH BLACK BASE. ADD MORE DESIGN APPEAL BY ADDING OPTIONAL ALUMINUM BASE - (List \$147.00)

COOLMESH MULTI-FUNCTION, HIGH BACK W/SEAT SLIDER, STANDARD BLACK BASE, BLACK MESH BACK & ADJ. ARMS
SKU: 7704ASNS

Overall: 25½"W x 26"D x 40½-44"H
Seat: 20½"W x 19½"D x 17½-21"H
w/Fabric or PVC Seat List: \$682.00
w/Mesh Seat List: \$746.00
w/Leather Seat List: \$761.00

Functions: Pneumatic Seat Height, 360-Degree Swivel, Swivel/Tilt Control, Tilt Lock, Tilt-Tension, Back Lock, Adjustable Seat & Back, High Performance Control, Forward Seat Tilt, Seat Slider, Height/Width Adjustable Arms



#7704ASNS
Pictured w/Black Fabric Seat & Aluminum Base Option



When Selecting Fabric Seat, Must Choose Seat Color

HEADREST OPTION

(For 7704ASNS, 7721ANS & 7701ASNS)



HEADREST (BLACK)

SKU: 7000HR

List: \$64.00

BUILD YOUR CUSTOM CHAIR BY CHOOSING SEAT BELOW!

OFFICESOURCE® COOLMESH SEAT OPTIONS



Leather Seat: Black
(7700L)



Vinyl Seat: Black
(7700PVC)



Fabric Seat: Black
(7700F9106)



Fabric Seat: Lime
(7700F9179)



Fabric Seat: Navy Blue
(7700F9114)



Mesh Seat: Black
(7700M)



Fabric Seat: Cool Gray
(7700F9101) **NEW!** ★



Fabric Seat: Orange
(7700F9170)



Fabric Seat: Red
(7700F9176)



Fabric Seat: Celestial Blue
(7700F9178)

BASE OPTIONS



OPTIONAL ALUMINUM BASE

SKU: ABASET

List: \$147.00



(Set of 5)

SOFT DUAL WHEEL CASTERS

SKU: CASTERSPU

List: \$41.00

CoolMesh COLLECTION

by OfficeSource®



#7701ASNS
Pictured w/Navy Blue Fabric Seat

CUSTOM BUILD

COOLMESH SYNCHRO, HIGH BACK W/SEAT SLIDER & BLACK FRAME

SKU: 7701ASNS

Overall: 26¾"W x 25"D x 41¼-45"H
Seat: 20½"W x 19½"D x 17¾-21¼"H
w/Fabric or PVC Seat List: \$620.00
w/Mesh Seat List: \$684.00
w/Leather Seat List: \$699.00

FUNCTIONS: Pneumatic Seat Height, 360-Degree Swivel, Swivel/Tilt Control, Synchronous Control, Tilt Lock, Seat Slider, Tilt-Tension, Height/Width Adjustable Arms

COOLMESH NESTING CHAIR W/TITANIUM GRAY FRAME

SKU: 7794TNS

Overall: 24"W x 24"D x 37"H
Seat: 18½"W x 19"D x 19¼"H
List: \$435.00

ARMLESS COOLMESH NESTING CHAIR W/TITANIUM GRAY FRAME

SKU: 7774TNS

Overall: 22"W x 24"D x 37"H
Seat: 18½"W x 19"D x 19¼"H
List: \$424.00

Please Note: Leather & Mesh Seating Are Not Options For 7794TNS & 7774TNS.

Be Sure To Check Out Seat & Base Options On Previous Page



Orange

Lime Green

Black Leather



#7774TNS

#7794TNS
Pictured w/Black Fabric Seat



Celestial Blue

Lime Green

Red

CoolMesh Collection - Upholsteries In Stock:

Black (7700F9106), Navy Blue (7700F9114), Orange (7700F9170), Lime (7700F9179), Red (7700F9176), Celestial Blue (7700F9178), **NEW!** Cool Gray (7700F9101), 7700PVC (Vinyl), 7700M (Mesh), 7700L (Leather)



#7754ASNS
Pictured w/Cool Gray Fabric Seat

COOLMESH MULTI-FUNCTION, MID BACK W/SEAT SLIDER & BLACK FRAME

SKU: 7754ASNS

Overall: 26½"W x 27¼"D x 36-39½"H
Seat: 20½"W x 19½"D x 18½-22"H
w/Fabric or PVC Seat List: \$620.00
w/Mesh Seat List: \$684.00
w/Leather Seat List: \$699.00

FUNCTIONS: Pneumatic Seat Height, 360-Degree Swivel, Tilt Lock, Tilt-Tension, Back Lock, Adjustable Seat/Back, Back Height Adjustment, High Performance Control, Forward Seat Tilt, Sliding Seat, Height/Width Adjustable Arms

When Selecting Fabric Seat, Must Choose Seat Color



#7754ASNS
Celestial Blue Fabric

#7754ASNS
Mesh Seat



CUSTOM BUILD

CoolMesh COLLECTION by OfficeSource®

**COOLMESH SWIVEL TILT, HIGH BACK
W/BLACK FRAME
SKU: 7721ANS**

Overall: 26¾"W x 25¼"D x 41½-44¾"H
Seat: 20½"W x 19½"D x 17¾-21¼"H
w/Fabric or PVC Seat List: \$548.00
w/Mesh Seat List: \$612.00
w/Leather Seat List: \$627.00

FUNCTIONS: Pneumatic Seat Height,
360-Degree Swivel, Tilt Lock, Tilt-Tension,
Height/Width Adj. Arms



This product is part of a complete collection.



ups #7721ANS
Pictured w/Mesh Seat



Leather

Orange

Lime

Red

ups #7721ANS
Pictured w/Fabric Seat

BASE OPTIONS
(For 7721ANS & 7621ANS)



OPTIONAL ALUMINUM BASE
SKU: ABASET
List: \$147.00



SOFT DUAL WHEEL CASTERS
SKU: CASTERSPU
List: \$41.00

CoolMesh & CoolMesh Basic Collection - Upholsteries In Stock:

Black (7700F9106), Navy Blue (7700F9114), Orange (7700F9170), Lime (7700F9179), Red (7700F9176), Celestial Blue (7700F9178), **NEW!** Cool Gray (7700F9101), 7700PVC (Vinyl), 7700M (Mesh), 7700L (Leather)



CUSTOM BUILD

← **Ratchet Back**

CoolMesh Basic COLLECTION by OfficeSource®

**COOLMESH BASIC TASK CHAIR
W/ARMS & BLACK FRAME
SKU: 7621ANS**

Overall: 26½"W x 25¼"D x 36-40"H
Seat: 20½"W x 19½"D x 18-21¾"H
w/Fabric or PVC Seat List: \$465.00
w/Mesh Seat List: \$529.00
w/Leather Seat List: \$544.00

FUNCTIONS: Pneumatic Seat Height,
360-Degree Swivel, Tilt Lock, Tilt-Tension,
Back Height Adjustment, Ratchet Back,
Height/Width Adjustable Arms



ups #7621ANS
Pictured w/Leather Seat

ups #7621ANS
Pictured w/Fabric Seat



ups #7621ANS
Pictured w/Mesh Seat

When Selecting Fabric Seat, Must Choose Seat Color



Spice **COLLECTION** by OfficeSource®



**MID BACK CHAIR, MESH BACK,
BLACK UPHOLSTERED SEAT
W/BLACK FRAME**

SKU: 7854ANS

Overall: 26½"W x 25"D x 36¾-40¼"H

Seat: 20"W x 19"D x 17¾-21¼"H

Fabric/PVC List: \$496.00

Leather List: \$575.00

FUNCTIONS: Pneumatic Seat Height,
360-Degree Swivel, Tilt Lock, Tilt-Tension,
Height/Width Adjustable Arms

Spice Collection - Upholsteries In Stock:

Black (7700F9106), Navy Blue (7700F9114),

Orange (7700F9170), Lime (7700F9179),

Red (7700F9176), Celestial Blue (7700F9178),

NEW! Cool Gray (7700F9101), 7700PVC

(Vinyl), 7700L (Leather)

**When Selecting
Fabric Seat, Must
Choose Seat Color**

**MESH BASIC TASK CHAIR
W/ARMS & BLACK FRAME**

SKU: 7621AABLK

Overall: 26½"W x 25¼"D x 36-40"H

Seat: 20½"W x 19½"D x 18-21¾"H

List: \$432.00

FUNCTIONS: Pneumatic Seat Height,
360-Degree Swivel, Tilt Lock, Tilt-Tension,
Back Height Adjustment, Height/Width
Adjustable Arms

ups #7854ANS
w/Fabric Seat



Red

Lime Green

Black Leather

Crusader **COLLECTION**
by OfficeSource®



Ratchet Back

**CRUSADER
UPHOLSTERY
IN STOCK:**



BLK Black Fabric Seat
w/Black Mesh Back
(PER-5806BLK)

ups #7621AABLK

**Crusader Collection -
Upholstery In Stock:**
Black Fabric Seat (5806BLK)

Franklin **COLLECTION** by OfficeSource®



ups #21621SI
Silver

All Mesh Seat
Allows Heightened
Ventilation & Breath-ability



ups #21621BLK
Black

**MESH SWIVEL CHAIR
W/BLACK FRAME**

SKU: 21621

Overall: 23¾"W x 20"D x 35¾-39¾"H

Seat: 19½"W x 18"D x 17¾-21¼"H

List: \$483.00

FUNCTIONS: Pneumatic Seat Height,
360-Degree Swivel



ups #21628BLK
Black

**MESH GUEST CHAIR
W/BLACK FRAME**

SKU: 21628

Overall: 22¾"W x 19¾"D x 36¼"H

Seat: 19½"W x 18"D x 17¾"H

List: \$483.00

**FRANKLIN
UPHOLSTERIES
IN STOCK:**



BLK Black Mesh
(PER-KM100)



SI Silver Mesh
(PER-KM142)

Vault SERIES



*Pictured In Black T01 Fabric w/Aqua Mesh Back

VAULT MID BACK CHAIR W/BLACK FRAME

SKU: **QS1460K2**

- Enhanced knee-tilt
- 2-Way adj. arm, ratchet height adjustment w/fixed arm pad (A40)

Overall: 24½-26"W x 25"D x 39½-46½"H

Seat: 20"W x 16-1½"D x 17½-22"H

List: \$695.00 (Grade T01)

VAULT MID BACK CHAIR W/BLACK FRAME

SKU: **QS1460Y1**

- Simple synchro
- Black, 2 way height adj. Arms (A8B)

Overall: 24½-26"W x 25"D x 39½-46½"H

Seat: 20"W x 16-18½"D x 17½-22"H

List: \$580.00 (Grade T01)

VAULT MID BACK CHAIR W/BLACK FRAME

SKU: **QS1460Y3 (Not Pictured)**

- Full synchro
- Black, 2 way height adj. Arms (A8B)

Overall: 24½-26"W x 25"D x 39½-46½"H

Seat: 20"W x 16-18½"D x 17½-22"H

List: \$640.00 (Grade T01)



ups #1460Y1

*Pictured In Black T01 Fabric w/Apple Mesh Back



Backrest is Height Adjustable.



CHAIR BACK



Vault Colors Available: Apple, Aqua, Cloud, Crimson, Dove, Electric Blue, Latte, Lemon, Tangerine & Onyx



Bella SERIES



ups #1325



ups #1326

- Perfect for collaborative, meeting, training and break room spaces
- Back styles include: all plastic or mesh
- Choice of plastic or upholstered seat - (Priced w/Plastic Seat)
- 2 powder coated frame finishes
- 12 plastic colors - Black only on mesh back models
- Warranted to 300 lbs.
- CAL TB 133 Fire Code approved



BELLA MID BACK CHAIR W/BLACK FRAME

SKU: **SO1325** (Plastic Back) ★

SKU: **SO1375** (Mesh Back) ★

Overall: 26"W x 26"D x 32½-37½"H

Seat: 18"W x 16"D x 18-23"H

Plastic Back List: \$425.00

Mesh Back List: \$490.00 (Not Pictured)

BELLA MID BACK STOOL W/BLACK FRAME

SKU: **SO1326** (Plastic Back) ★

SKU: **SO1376** (Mesh Back) ★

Overall: 26"W x 26"D x 40-50"H

Seat: 18"W x 16"D x 25½-35½"H

Plastic Back List: \$550.00 (Not Pictured)

Mesh Back List: \$615.00

BELLA ARMLESS GUEST, NESTING CHAIR W/SILVER FRAME

SKU: **SO1320** (Plastic Back) ★

SKU: **SO1370** (Mesh Back) ★

Overall: 21"W x 26"D x 33"H

Seat: 18"W x 16"D x 18"H

Plastic Back List: \$320.00

Mesh Back List: \$385.00 (Not Pictured)

BELLA ARMLESS GUEST, STACK CHAIR W/BLACK FRAME

SKU: **SO1310** (Plastic Back) ★

SKU: **SO1360** (Mesh Back) ★

Overall: 21"W x 26"D x 33"H

Seat: 18"W x 16"D x 18½"H

Plastic Back List: \$255.00

Mesh Back List: \$320.00 (Not Pictured)



ups #1320

ups #1310

Bella Colors Available: Black Swan, White Whisper, Federal Blue, Crimson Red, Lemon Yellow, Dove, Cloud, Lagoon, Apple Green, Tangerine Orange, Latte, Azure Blue

SO = SPECIAL ORDER



Neo SERIES ★ **NEW!** COLLECTION

- Simple, clean design lines; Warranted to 300 lbs.
- Adjustable lumbar and seat slider standard
- Pull handle for easy mobility in collaborative spaces
- Y1 Simple Synchro, M4 Mesh & A23 Arms
- Choice of three plastic colors-white, black and graphite gray



*Pictured in Cloud w/White Frame



ups #3160

*Pictured In Crimson w/Gray Frame

NEO HIGH BACK, MESH CHAIR W/HIGH PROFILE NYLON GRAY BASE

SKU: SO3160 ★

- Adjustable lumbar
 - Seat Slider
 - Adjustable Arms
- Overall: 25½"W x 25½"D x 37½-42"H
 Seat: 19½"W x 17½-20"D x 17½-22"H
 Black Frame - List: \$525.00
 White or Gray Frame - List: \$550.00



Neo Colors Available:

- Crimson, Cloud, Latte, Lemon, Apple, Tangerine, Electric Blue, Onyx, Aqua & Dove Gray



Luna SERIES ★ **NEW!** COLLECTION

- 2019 ADEX Platinum Award Winner for Task Seating
- Task, stool, conference and collaborative seating
- Sleek contemporary design; Aluminum accents standard
- Fully ergonomic and stylish design at a budget conscious price



*Pictured in Aqua



A45 Arms

ups #3460

*Pictured In Cloud w/Black Frame

LUNA HIGH BACK, MESH CHAIR W/BLACK BASE

SKU: SO3460 ★

- Seat slider standard
 - Height adjustable lumbar available
 - W1 weight balanced synchro
 - Dove Gray mesh
 - Adjustable arms
- Overall: 27"W x 27"D x 40-44½"H
 Seat: 20"W x 16½-19½"D x 16-20½"H
 Black Frame - List: \$630.00
 Gray Frame - List: \$655.00



Luna (M4 Mesh) Colors Available: Crimson, Cloud, Latte, Lemon, Apple, Tangerine, Electric Blue, Onyx, Aqua & Dove Gray

★ Gold Stars Indicate Product New for 2020.

SO = SPECIAL ORDER

Lancaster **COLLECTION**
by OfficeSource®



ups #278BLK

**HIGH BACK EXECUTIVE SWIVEL
W/MAHOGANY FINISH
SKU: 278BLK**

Overall: 27½"W x 34½"D x 43-46"H
Seat: 19½"W x 18½"D x 19½"-22½"H
List: \$999.00

FUNCTIONS: Pneumatic Seat Height,
360-Degree Swivel, Swivel/Tilt Control,
Tilt Lock, Tilt-Tension

**HIGH BACK EXECUTIVE SWIVEL
W/MAHOGANY FINISH
SKU: 378BLK**

Overall: 27½"W x 30"D x 42-45½"H
Seat: 24"W x 20"D x 20-23½"H
List: \$844.00

FUNCTIONS: Pneumatic Seat Height,
360-Degree Swivel, Swivel/Tilt Control,
Tilt Lock, Tilt-Tension

**278BLK & 378BLK
UPHOLSTERY IN STOCK:**



BLK Black
Leather-Soft Vinyl™
(NOR-CAREPLUSBLK)



ups #378BLK



ups #294OX
Pictured In Oxblood Vinyl



ups #294BLK
Pictured In Black
Leather-Soft Vinyl™

**HIGH BACK EXECUTIVE SWIVEL
W/MAHOGANY FRAME
SKU: 294**

Overall: 27"W x 28"D x 43½-47"H
Seat: 24"W x 19"D x 19½"-23"H
List: \$639.00

FUNCTIONS: Pneumatic Seat Height,
360-Degree Swivel, Swivel/Tilt Control,
Tilt Lock, Tilt-Tension

**294 - UPHOLSTERIES
IN STOCK:**



BLK Black
Leather-Soft Vinyl™
(NOR-CAREPLUSBLK)



OX Oxblood Vinyl
(NOR-OXBVINYL)

Charleston *COLLECTION* by OfficeSource®



EXECUTIVE HIGH BACK W/PLASTIC WOODEN ARMS & BASE SKU: 20221

- Bonded leather w/matching PVC back & sides
- High density foam for support
- Overall filled polyester on seat for extra softness
- Heavily padded armrests

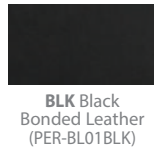
Overall: 28½"W x 32"D x 45-47¾"H

Seat: 22½"W x 19½"D x 21-24"H

List: \$823.00

FUNCTIONS: Pneumatic Seat Height,
360-Degree Swivel, Swivel/Tilt Control,
Tilt Lock

CHARLESTON UPHOLSTERY IN STOCK:



EXECUTIVE HIGH BACK, TUFTED SEAT & BACK W/PLASTIC WOODEN ARMS & BASE SKU: 20271

- Bonded leather w/matching PVC back & sides
- High density foam for support
- Overall filled polyester on seat for extra softness
- Heavily padded armrests


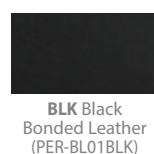
Overall: 28½"W x 32"D x 47-49¾"H

Seat: 23"W x 18½"D x 20½-23¼"H

List: \$803.00

FUNCTIONS: Pneumatic Seat Height,
360-Degree Swivel, Swivel/Tilt Control,
Tilt Lock

CHARLESTON UPHOLSTERY IN STOCK:



Bradley COLLECTION
by OfficeSource[®]



ups #74011

**EXECUTIVE HIGH BACK
W/CHROME FRAME**

SKU: 74011CHM

• Unique headrest for extra support
Overall: 27¼"W x 31"D x 46¾-50"H
Seat: 20½"W x 20¾"D x 17¾-20½"H
List: \$772.00

FUNCTIONS: Pneumatic Seat Height, 360 Degree Swivel, Swivel/Tilt Control, Tilt Lock, Tilt-Tension, Adjustable Lumbar

**BRADLEY
UPHOLSTERIES IN STOCK:**



BLK Black Bonded Leather (PER-BL01BLK)



GRY Gray Bonded Leather (PER-BL18GRY)

Spencer COLLECTION
by OfficeSource[®]



ups #1265



**Easily Removable
Arm Pads**

ups #1245



**EXECUTIVE HIGH BACK
W/MAHOAGANY FRAME
SKU: 1265**

Overall: 27"W x 28"D x 46-49½"H
Seat: 21"W x 20½"D x 19-22½"H
List: \$524.00


FUNCTIONS: Pneumatic Seat Height, 360-Degree Swivel, Swivel/Tilt Control, Tilt Lock, Tilt-Tension

**EXECUTIVE MID BACK
W/MAHOAGANY FRAME
SKU: 1245**

Overall: 27"W x 28"D x 37-40"H
Seat: 21"W x 20½"D x 20-23"H
List: \$504.00

FUNCTIONS: Pneumatic Seat Height, 360-Degree Swivel, Swivel/Tilt Control, Tilt Lock, Tilt-Tension

**SPENCER
UPHOLSTERY
IN STOCK:**



BLK Black Leather-Soft Vinyl™ (NOR-CAREPLUSBLK)

Merak COLLECTION
by OfficeSource®



These attractive chairs combine form and function in a clean, contemporary design. The adjustable height, Leather-Soft Vinyl™ upholstery, chrome armrests, 360-degree swivel, and five-point chrome rolling base castors add to its features, making it a fit for any office situation.



#1501CHMBLK
Pictured In Black



#1501CHMGRY
Pictured In Gray



#1509CHMGRY
Pictured In White
Leather-Soft Vinyl™

**EXECUTIVE HIGH BACK
W/CHROME FRAME
SKU: 1501CHM**

Overall: 27"W x 29"D x 43¼-46¾"H
Seat: 20¼"W x 21½"D x 20-23"H
List: \$596.00

FUNCTIONS: Pneumatic Seat Height, 360-Degree Swivel, Swivel/Tilt Control, Tilt-Tension, Infinite Tilt Lock

**EXECUTIVE MID BACK
W/CHROME FRAME
SKU: 1505CHM**

Overall: 27"W x 27"D x 37-41"H
Seat: 19"W x 20"D x 20-23"H
List: \$586.00

FUNCTIONS: Pneumatic Seat Height, 360-Degree Swivel, Swivel/Tilt Control, Tilt-Tension, Infinite Tilt Lock

**SLED BASE GUEST CHAIR
W/CHROME FRAME
SKU: 1509CHM**

Overall: 27"W x 27"D x 41"H
Seat: 19½"W x 21"D x 18½"H
List: \$556.00

MERAK - UPHOLSTERIES IN STOCK:



BLK Black
Leather-Soft Vinyl™
(NOR-CAREPLUSBLK)

GRY Gray
Leather-Soft Vinyl™
(NOR-CAREPLUSGRY)

WHT White
Leather-Soft Vinyl™
(NOR-CAREPLUSWHT)



#1505CHMBLK
Pictured In Black



#1505CHMGRY
Pictured In White

27" Chrome Base
For Added Stability

Tre COLLECTION
by OfficeSource®

**EXECUTIVE HIGH BACK
W/CHROME FRAME**

SKU: 50811KT

Overall: 25¾"W x 25¾"D x 44-47¼"H
Seat: 19¾"W x 19"D x 18¼-21½"H
List: \$813.00

FUNCTIONS: Pneumatic Seat Height,
360-Degree Swivel, Knee-Tilt Control,
Tilt Lock, Tilt-Tension

**EXECUTIVE MID BACK
W/CHROME FRAME**

SKU: 50821KT

Overall: 25¾"W x 25¾"D x 37¾-41"H
Seat: 19¾"W x 19"D x 18¼-21½"H
List: \$741.00

FUNCTIONS: Pneumatic Seat Height,
360-Degree Swivel, Knee-Tilt Control,
Tilt Lock, Tilt-Tension

**EXECUTIVE GUEST SLED BASE
CHAIR W/CHROME FRAME**

SKU: 50828

Overall: 22½"W x 24¾"D x 37¾"H
Seat: 19¾"W x 19"D x 19¼"H
List: \$565.00



OfficeSource®
05030

TRE - UPHOLSTERIES IN STOCK:



BLK Black
Bonded Leather
(PER-BL01BLK)



GRY Gray
Leathertek
(PER-BL18GRY)



WHT White
Leathertek
(PER-V260WHT)

CHAIR OPTION



(Set of 4)

ARM SLEEVE
SKU: 50800AC
List: \$53.00



Tre Lite COLLECTION
by OfficeSource®

Tre Lite Collection - Upholsteries In Stock:
BLK Black Bonded Leather (PER-BL01BLK), **GRY** Gray (PER-BL18GRY)
 & **WHT** White Leathertek (PER-V260WHT)



ups #60811BLK

**EXECUTIVE HIGH BACK
W/CHROME FRAME**

SKU: 60811

Overall: 25½"W x 25½"D x 41¾-45"H
 Seat: 19¾"W x 19"D x 16¾-20"H
 List: \$669.00

FUNCTIONS: Pneumatic Seat Height,
 360-Degree Swivel, Swivel/Tilt Control,
 Tilt Lock, Tilt-Tension



ups #60821GRY

**EXECUTIVE MID BACK
W/CHROME FRAME**

SKU: 60821

Overall: 25½"W x 25½"D x 35½-36½"H
 Seat: 19¾"W x 19"D x 16¾-20"H
 List: \$609.00

FUNCTIONS: Pneumatic Seat Height,
 360-Degree Swivel, Swivel/Tilt Control,
 Tilt Lock, Tilt-Tension



ups #70821WHT

**ARMLESS EXECUTIVE MID BACK
W/CHROME FRAME**

SKU: 70821

Overall: 19¾"W x 25½"D x 35½-38½"H
 Seat: 19¾"W x 18¾"D x 16¾-20"H
 List: \$535.00

FUNCTIONS: Pneumatic Seat Height,
 360-Degree Swivel, Swivel/Tilt Control,
 Tilt Lock, Tilt-Tension



ups #60821BLK



ups #50828WHT

**EXECUTIVE GUEST SLED BASE CHAIR
W/CHROME FRAME**

SKU: 50828

Overall: 22½"W x 24¾"D x 37¾"H
 Seat: 19¾"W x 19"D x 19¼"H
 List: \$565.00


CHAIR OPTION



(Set of 4)

**ARM SLEEVE
SKU: 50800AC**
List: \$53.00


**TRE LITE
UPHOLSTERIES
IN STOCK:**



BLK Black Bonded Leather (PER-BL01BLK)



GRY Gray Leathertek (PER-BL18GRY)



WHT White Leathertek (PER-V260WHT)

Boxero COLLECTION
by OfficeSource®

The contemporary design of Boxero brings style and function to any office environment. Beautiful chrome frame upholstered in black or gray Leather-Soft Vinyl™.



#1401GRY
Pictured In Gray



#1401BLK
Pictured In Black

**EXECUTIVE HIGH BACK
W/CHROME FRAME
SKU: 1401**

Overall: 23¼"W x 29¼"D x 40¾-43¾"H
Seat: 19¼"W x 19¼"D x 19-22"H
List: \$432.00

FUNCTIONS: Pneumatic Seat Height, 360-Degree Swivel, Swivel/Tilt Control, Tilt Lock, Tilt-Tension

**BOXERO
UPHOLSTERIES
IN STOCK:**



BLK Black
Leather-Soft Vinyl™
(NOR-CAREPLUSBLK)



GRY Gray
Leather-Soft Vinyl™
(NOR-CAREPLUSGRY)

Studio COLLECTION
by OfficeSource®

Improve your workspace with the Studio Collection by OfficeSource®. This high back chrome arm chair is highlighted with attractive horizontal stitching. Designed for the modern office, the Studio Collection offers great back support and tension control that allows for easy back position adjustments.



Easily
Removable
Arm Pads



#696GRY
Pictured In Gray



#696WHT
Pictured In White



#696RED
Pictured In Red



#696BLK
Pictured In Black

**MID BACK CHAIR
W/CHROME FRAME
SKU: 696**

Overall: 27"W x 30"D x 40-43"H
Seat: 19¾"W x 19"D x 38½-41½"H
List: \$389.00

FUNCTIONS: Pneumatic Seat Height, 360-Degree Swivel, Swivel/Tilt Control, Tilt Lock, Tilt-Tension

**STUDIO
UPHOLSTERIES IN STOCK:**



BLK Black
Leather-Soft Vinyl™
(NOR-CAREPLUSBLK)



GRY Gray
Leather-Soft Vinyl™
(NOR-CAREPLUSGRY)



RED Red
Leather-Soft Vinyl™
(NOR-CAREPLUSRED)



WHT White
Leather-Soft Vinyl™
(NOR-CAREPLUSWHT)



★ NEW!
COLLECTION

**FLIP ARM, EXECUTIVE HIGH BACK
W/BLACK FRAME**

SKU: L88VBVSBK ★

Overall: 25"W x 27"D x 40-43"H
Seat: 20"W x 20½"D x 18½"-21½"H
List: \$499.00

FUNCTIONS: Pneumatic Seat Height, 360-Degree Swivel, Swivel/Tilt, Tilt Lock, Tilt-Tension, Knee Tilt, Height Adjustable Arms, Flip Up Arms



**○ Height Adjustable
& Flip Up Arm**

**STANCE
UPHOLSTERY
IN STOCK:**



BLK Black
Leather-Soft Vinyl
(BOL-P01BK)


★ Gold Stars Indicate
Product New for 2020.



Prestige **COLLECTION** by OfficeSource®



○ Thin Profile Design



**EXECUTIVE HIGH BACK
W/CHROME FRAME**

SKU: 7765BLK

Overall: 27"W x 29½"D x 45-48"H
Seat: 20"W x 20"D x 19-22"H
List: \$669.00

FUNCTIONS: Pneumatic Seat Height, 360-Degree Swivel, Knee Tilt, Tilt Lock, Tilt-Tension

**EXECUTIVE MID BACK
W/CHROME FRAME**

SKU: 7745BLK

Overall: 27"W x 28"D x 38-41"H
Seat: 20"W x 20"D x 19-22"H
List: \$617.00

FUNCTIONS: Pneumatic Seat Height, 360-Degree Swivel, Knee Tilt, Tilt Lock, Tilt-Tension

**PRESTIGE
UPHOLSTERY
IN STOCK:**



BLK Black
Leather-Soft Vinyl™
(NOR-CAREPLUSBLK)

Sierra **COLLECTION**
by OfficeSource®



Padded
Arm Caps

**EXECUTIVE HIGH BACK
W/BLACK FRAME**
SKU: 10311BLK

Overall: 26½"W x 28¼"D x 41½-44"H
Seat: 21¼"W x 21"D x 18½-21¼"H
List: \$473.00

FUNCTIONS: Pneumatic Seat Height,
360-Degree Swivel, Tilt Lock, Tilt-Tension

**EXECUTIVE MID BACK
W/BLACK FRAME**
SKU: 10321BLK

Overall: 26½"W x 28"D x 38½-41½"H
Seat: 21¼"W x 21"D x 18½-21¼"H
List: \$432.00

FUNCTIONS: Pneumatic Seat Height,
360-Degree Swivel, Tilt Lock, Tilt-Tension

**SIERRA
UPHOLSTERY
IN STOCK:**



BLK Black
Bonded Leather
(PER-BL01BLK)



Double Cushioned
Seat & Back

Contour **COLLECTION**
by OfficeSource®



Linear
Stitching

Knee Tilt

**EXECUTIVE HIGH BACK
W/BLACK FRAME**
SKU: 489BLK ★

Overall: 24¾"W x 28½"D x 45¼-48¼"H
Seat: 20¼"W x 19"D x 19-22"H
List: \$539.00

FUNCTIONS: Pneumatic Seat Height,
360-Degree Swivel, Tilt Lock, Tilt-Tension,
Knee-tilt Control

**EXECUTIVE HIGH BACK W/FIXED ARMS
& HIGH CROWN CHROME FRAME**
SKU: 514GRY ★

Overall: 25¼"W x 30½"D x 44¼-47¼"H
Seat: 19¾"W x 21"D x 26"H
List: \$569.00


FUNCTIONS: Pneumatic Seat Height, 360-Degree
Swivel, Swivel/Tilt Control, Tilt Lock, Tilt-Tension

**CONTOUR
UPHOLSTERY
IN STOCK:**



BLK Black Leather
(NOR-LTHRPLUSBLK)

**ARC
UPHOLSTERY
IN STOCK:**



GRY Gray
Leather-Soft Vinyl™
(NOR-CAREPLUSGRY)

Arc **COLLECTION**
by OfficeSource®



High Crown
Chrome Base

Provident **COLLECTION**
by OfficeSource®

Phinda **COLLECTION**
by OfficeSource®



ups #70101



**EXECUTIVE HIGH BACK CHAIR
W/BLACK FRAME
SKU: 70101**

Overall: 25¼"W x 27½"D x 41½-44"H
Seat: 20½"W x 19¾"D x 17½-21"H
List: \$289.00

FUNCTIONS: Pneumatic Seat Height,
360-Degree Swivel, Tilt Lock, Tilt-Tension

**EXECUTIVE MID BACK
W/BLACK FRAME
SKU: 5041**

Overall: 25½"W x 26"D x 39¼-42"H
Seat: 20½"W x 19¾"D x 17¾-20½"H
List: \$339.00

FUNCTIONS: Pneumatic Seat Height,
360-Degree Swivel, Tilt Lock, Tilt-Tension

**PROVIDENT
UPHOLSTERY
IN STOCK:**



BLK Black
Bonded Leather
(PER-BL01BLK)

**PHINDA
UPHOLSTERY
IN STOCK:**



BLK Black
(PER-PU15BLK)



ups #5041



ups #1201BLK



Advantage **COLLECTION**
by OfficeSource®

**EXECUTIVE HIGH BACK CHAIR
W/BLACK FRAME
SKU: 1201BLK**

Overall: 24"W x 26¼"D x 40¼-44"H
Seat: 19¾"W x 18¼"D x 18¾-22¼"H
List: \$299.00

FUNCTIONS: Pneumatic Seat Height,
360-Degree Swivel, Tilt Lock, Tilt-Tension

**EXECUTIVE MID BACK CHAIR
W/BLACK FRAME
SKU: 1206BLK**

Overall: 24"W x 26¼"D x 37¼-40¾"H
Seat: 19¾"W x 18¼"D x 18½-22"H
List: \$289.00

FUNCTIONS: Pneumatic Seat Height,
360-Degree Swivel, Tilt Lock, Tilt-Tension

**ADVANTAGE
UPHOLSTERY
IN STOCK:**



BLK Black
Leather-Soft Vinyl™
(NOR-CAREPLUSBLK)



ups #1206BLK



ups #7601BLK

**EXECUTIVE MID-CENTURY
MODERN CHAIR
W/CHROME FRAME
SKU: 7601BLK**

• Unique residential design
• High chrome base
Overall: 25"W x 29¾"D x 34½"-37"H
Seat: 18½"W x 18½"D x 19-21½"H
List: \$771.00

FUNCTIONS: Pneumatic Seat Height,
360-Degree Swivel, Tilt Lock, Tilt Tension

**GUEST CHAIR
W/MAHOGANY WOOD LEGS
SKU: 7609**

Overall: 25½"W x 27½"D x 35"H
Seat: 18½"W x 18½"D x 19"H
List: \$720.00

**BOWERY
UPHOLSTERY IN STOCK:**



BLK Black
Leather-Soft Vinyl™
(NOR-CAREPLUSBLK)



ups #7609

**Crafted Using Solid
Exposed Cherry Wood**

Scoop COLLECTION
by OfficeSource®

NEW!
COLLECTION




ups #585

**SCOOP
UPHOLSTERY
IN STOCK:**



BLU Blue Velvet
(PER-BLUE816-767)



GRY Gray Velvet
(PER-GRAY816-754)



ups #575



ups #595



**MID-CENTURY MODERN CHAIR
W/FIVE STAR BASE
SKU: 585 ★**

• Includes Casters
Overall: 30⅛"W x 27¾"D x 33⅛"-35⅛"H
Seat: 18½"W x 20⅛"D x 19⅞"-22¾"H
List: \$419.00

FUNCTIONS: Pneumatic Seat Height,
360-Degree Swivel

**MID-CENTURY MODERN CHAIR
W/METAL BASE
SKU: 575 ★**

• Includes Glides
Overall: 30⅛"W x 27¾"D x 31¼"-34"H
Seat: 18½"W x 20⅛"D x 18⅞"-20⅞"H
List: \$509.00

FUNCTIONS: Pneumatic Seat Height,
360-Degree Swivel

**MID-CENTURY MODERN CHAIR
W/WOOD LEG BASE
SKU: 595 ★**

Overall: 30⅛"W x 27¾"D x 31¼"H
Seat: 18½"W x 20⅛"D x 18⅞"H
List: \$549.00


★ Gold Stars Indicate
Product New for 2020.




**RENEGADE
UPHOLSTERY
IN STOCK:**



Black & Red Bonded Leather
(PER-BLKBL01/REDV85)



**BLUE STRIKER
UPHOLSTERY
IN STOCK:**



Black & Blue Bonded Leather
(PER-BLKBL01/BLUV43)



Renegade **RAIDER** by OfficeSource®

**HIGH BACK, GAMING CHAIR
W/BLACK FRAME**

SKU: 37801

- Upholstered in bonded leather w/matching PVC
- Two-tone back & seat cushions
- Recline angle to 135°
- Height adjustable arms
- Butterfly mechanism w/adjustment for locking
- BIFMA standard
- TB117-2013 fire retardant
- R350 nylon base w/red decorative covers/50R PA casters

Overall: 27½"W x 26"D x 48-51"H

Seat: 20"W x 19"D x 16¾-19¾"H

List: \$596.00

FUNCTIONS: Pneumatic Seat Height, 360 Degree Swivel, Swivel/Tilt Control, Tilt Lock, Tilt-Tension

ups #37801



Blue **STRIKER** by OfficeSource®

**HIGH BACK, GAMING CHAIR
W/BLACK FRAME**

SKU: 36801

- Upholstered in bonded leather with matching PVC
- Two-tone back & seat cushions
- Diamond tufted back cushion
- Flip-arm with pad
- Butterfly mechanism
- BIFMA standard
- TB117-2013 fire retardant
- R350 nylon base/50R PA casters

Overall: 28¼"W x 30¾"D x 44-46¾"H

Seat: 20½"W x 18½"D x 17¾-20½"H

List: \$452.00

FUNCTIONS: Pneumatic Seat Height, 360 Degree Swivel, Swivel/Tilt Control, Tilt Lock, Tilt-Tension, Lumbar Adjustment, Height Adjustable Arms

ups #36801



Green **MAGE** by OfficeSource®

**HIGH BACK, GAMING CHAIR
W/BLACK FRAME**

SKU: 35801 ★

- Two-tone back & seat cushions
- Loop-arm with pad
- Butterfly mechanism, function in tilt and lock at start position
- BIFMA standard
- TB117-2013 fire retardant
- R350 nylon base/50R PA casters

Overall: 25¼"W x 27¾"D x 42½-46½"H

Seat: 24"W x 19½"D x 18½-22½"H

List: \$319.00

FUNCTIONS: Pneumatic Seat Height, 360 Degree Swivel, Swivel/Tilt Control, Tilt Lock, Tilt-Tension

ups #35801

**GREEN MAGE
UPHOLSTERY
IN STOCK:**



Black Vinyl w/Green Fabric
(PER-BLKBL01/M168)

When you spend many hours sitting and playing your favorite game, the last thing you want to be is uncomfortable. OfficeSource® now offers three premium PC gaming chairs that are extremely comfortable for extended periods of time. Chairs feature upholstered bonded two-tone leather.

Game Zone **CHAIRMAT**



#GM4642SE

All-Purpose chair mat with cutting edge hexagon design. Use with medium pile carpet (up to ¾" thick including padding) or hard floor surfaces. Pairs perfectly with gaming chairs.

ULTIMATE GAME ZONE CHAIR MAT

SKU: GM4642SE ★

46"W x 42"D

List: \$165.00

Color In Stock: Black

★ **NEW!**

★ Gold Stars Indicate
Product New for 2020.



**EXECUTIVE, HIGH BACK CHAIR
W/SMOKE GRAY FRAME**

SKU: 49362

- Shiatsu roller massage technology massages your back as you rock back and forth promoting spinal wellness and circulation
- Upholstered in commercial grade black bonded leather
- Integrated arm fingertip control for seat height and tilt lock adjustment
- ACA endorsed office seating
- 5-Year limited warranty

Overall: 27½"W x 30"D x 43½-46½"H
Seat: 22¾"W x 21¾"D x 18¼-21¼"H
List: \$875.00

FUNCTIONS: Pneumatic Seat Height, 360-Degree Swivel, Tilt Lock, Tilt-Tension

**49362
UPHOLSTERY IN STOCK:**



BLK Black Bonded Leather (TRU-BLK)

WHAT IT DOES

- Massages your back as you rock back and forth
- Promotes spinal wellness and circulation
- Keeps you moving and active while you sit

WHY IT DOES IT

- Static posture creates discomfort and pain
- Spine movement is key for healthy back
- Different people want different levels of pressure

HOW IT DOES IT

- The internal mechanism provides a shiatsu massage motion
- The mechanism is activated by the users motion and there is no need for batteries or external power
- The side level adjustment controls the level of pressure



PROFILE



ARM DETAIL



**EXECUTIVE, HIGH BACK CHAIR
W/SILVER FRAME**

SKU: 49332

- Incite 3D technology is a fully articulating backrest offering continuous lumbar support at any angle
- Upholstered in commercial grade black bonded leather
- Flip up cantilever arms
- Pneumatic lift with tilt tension adjustment and lockout feature
- ACA endorsed office seating
- 5-Year limited warranty

Overall: 29¼"W x 30"D x 43½-47¼"H
Seat: 22"W x 22¼"D x 19-22¾"H
List: \$750.00

FUNCTIONS: Pneumatic Seat Height, 360-Degree Swivel, Tilt Lock, Tilt-Tension

**49332
UPHOLSTERY IN STOCK:**



BLK Black Bonded Leather (TRU-BLK)

WHAT IT DOES

- Maintains an ideal spine curvature
- Offers evenly distributed support while you move
- Follows your every move as you work

WHY IT DOES IT

- Each specific activity requires a different posture state
- Support requirements change as we move and work
- We do not remain static throughout the day

HOW IT DOES IT

- The incite 3D back has a central pivoting hub that allows it to flex in all axis
- Its ability to follow your back at all angles offers unparalleled support
- It's self adjusting and requires no user input



PROFILE



ARM DETAIL



ups #49331

**TASK, MID BACK CHAIR
W/BLACK FRAME
SKU: 49331**

- Perch lumbar technology provides back support while perching. With the simple touch of the fingertip control, the back will move forward to support you at any sitting position
- Upholstered in commercial grade black bonded leather
- Height adjustable arms with solid pu arm pads
- Durable black nylon base
- Meets BIFMA testing standards and supports up to 275 lbs
- ACA endorsed office seating
- 5-Year limited warranty

Overall: 26¼"W x 29"D x 38¾-41¾"H
Seat: 20¼"W x 22"D x 19½-22½"H
List: \$649.00

FUNCTIONS: Pneumatic Seat Height, 360-Degree Swivel, Tilt Lock, Tilt-Tension

**49331
UPHOLSTERY IN STOCK:**



BLK Black Bonded Leather (TRU-BLK)

**MESH CHAIR W/INFINITE SUPPORT
TECHNOLOGY W/BLACK FRAME
SKU: 49335**

- Breathable mesh seat and back
- Perch lumbar technology provides back support while perching. With the simple touch of the arm lever, the back will move forward to support you at any sitting position
- Flip up cantilever arms
- Butterfly synchro mechanism
- ACA endorsed office seating
- 5-Year Limited Warranty

Overall: 26¾"W x 26"D x 37¼-41"H
Seat: 20½"W x 18¼"D x 18-21¾"H
List: \$699.00

FUNCTIONS: Pneumatic Seat Height, 360-Degree Swivel, Tilt Lock, Tilt-Tension

**49335
UPHOLSTERY IN STOCK:**



BLK Black Mesh (TRU-3195)



ups #49335



WHAT IT DOES

- Provide lumbar support no matter how far forward you sit
- Ensures proper back support while you perch
- Provides an infinite number of back angle positions

WHY IT DOES IT

- We all shift forward in our seats as our tasks intensify
- Eliminates the need for pillows or support cushions
- An unsupported back might lead to pain and discomfort

HOW IT DOES IT

- The infinite support will extend to reach your lumbar with the push of a button
- Back angle can be adjusted to any angle
- The perfect curvature of the back is designed to hit the right spot at any angle



WHAT IT DOES

- Provide lumbar support no matter how far forward you sit
- Ensures proper back support while you perch
- Provides an infinite number of back angle positions

WHY IT DOES IT

- We all shift forward in our seats as our tasks intensify
- Eliminates the need for pillows or support cushions
- An unsupported back might lead to pain and discomfort

HOW IT DOES IT

- The infinite support will extend to reach your lumbar with the push of a button
- Back angle can be adjusted to any angle
- The perfect curvature of the back is designed to hit the right spot at any angle



Cable Activated Center Pivot Seat Plate For Height & Tilt Adjustments



ups #49328

LA-Z-BOY EXECUTIVE CHAIR W/SILVER FRAME
SKU: 49328

Overall: 27"W x 30"D x 43¼-46¼"H
Seat: 22½"W x 21¾"D x 20-23"H
List: \$555.00

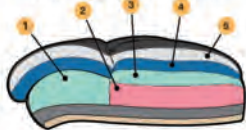
FUNCTIONS: Pneumatic Seat Height, 360-Degree Swivel

BIG & TALL HIGH BACK CHAIR W/CHROME FRAME
SKU: 21041CHM

WEIGHT CAPACITY: 400 LBS
Overall: 28½"W x 31"D x 44¼-47"H
Seat: 24¼"W x 19¾"D x 19¼-22"H
List: \$823.00

FUNCTIONS: Pneumatic Seat Height, 360 Degree Swivel, Swivel/Tilt Control, Tilt Lock, Tilt-Tension

ComfortCore® Plus With MEMORY FOAM



- 1 Soft support at the front of cushion
- 2 Firmer support at back of cushion
- 3 Additional layer for overall comfort
- 4 Memory foam layer for support
- 5 Polyfiber-fill comfort top layer

BIG & TALL UPHOLSTERY IN STOCK:



BLK Black Bonded Leather (PER-BL01BLK)

Dawson - Upholstery In Stock:
BLK Black Bonded Leather (TRU-BLK)

Big & Tall COLLECTION
by OfficeSource®

Heavy-Duty Butterfly Mechanism, Tilt & Lock at Start Position

WEIGHT CAPACITY 400 LBS



#21041CHM

NEW!
COLLECTION

WEIGHT CAPACITY 500 LBS!



#11667BLK

BIG & TALL HIGH BACK CHAIR W/BLACK BASE
SKU: 11667BLK

WEIGHT CAPACITY: 500 LBS
Overall: 29⅞"W x 34⅞"D x 47¼-50⅜"H
Seat: 21⅞"W x 23⅞"D x 19⅝-23⅞"H
List: \$849.00

FUNCTIONS: Pneumatic Seat Height, 360-Degree Swivel, Swivel/Tilt Control, Tilt-Tension

BIG & TALL HIGH BACK CHAIR W/BLACK BASE
SKU: 44088A

WEIGHT CAPACITY: 400 LBS
Overall: 28¾"W x 27¼"D x 41¾-44¾"H
Seat: 22½"W x 18¾"D x 17¾-20¾"H
List: \$741.00

FUNCTIONS: Pneumatic Seat Height, 360-Degree Swivel, Swivel/Tilt Control, Tilt Lock, Tilt-Tension, Height Adjustable Arms

11667BLK UPHOLSTERY IN STOCK:



BLK Black Bonded Leather (EVO-BLKPU)

44088A UPHOLSTERY IN STOCK:



BLK Black Seat w/Black Mesh Back (PER-F58)

WEIGHT CAPACITY 400 LBS!



ups #44088A



WEIGHT CAPACITY 400 LBS!

BIG & TALL EXECUTIVE W/SILVER HEAVY DUTY METAL BASE

SKU: 993BLK
WEIGHT CAPACITY: 400 LBS
Overall: 27"W x 31"D x 43½-46½"H
Seat: 21½"W x 18"D x 19½-22½"H
List: \$669.00

FUNCTIONS: Pneumatic Seat Height, 360-Degree Swivel, Swivel/Tilt Control, Tilt Lock, Tilt-Tension

BIG & TALL, EXECUTIVE HIGH BACK CHAIR W/BLACK FRAME

SKU: 991
WEIGHT CAPACITY: 400 LBS
Overall: 33½"W x 31"D x 43-45½"H
Seat: 22½"W x 21"D x 20¼-23"H
List: \$709.00

FUNCTIONS: Pneumatic Seat Height, 360-Degree Swivel, Swivel/Tilt Control, Tilt Lock, Tilt-Tension

BIG & TALL UPHOLSTERIES IN STOCK:



BLK Black Leather (NOR-LTHRPLUSBK)



BRN Brown Bomber Leather (NOR-LTHRBRN) (991 Only)



WEIGHT CAPACITY 400 LBS!

#991
Pictured in Black Leather



WEIGHT CAPACITY 400 LBS!

BIG & TALL HIGH BACK, MULTI-FUNCTION CHAIR W/BLACK STEEL BASE

SKU: 11781BLK
WEIGHT CAPACITY: 450 LBS
Overall: 27¾"W x 21¾"D x 40½-44½"H
Seat: 19½"W x 20¾"D x 19-23"H
List: \$989.00

FUNCTIONS: Pneumatic Seat Height, 360-Degree Swivel, Swivel/Tilt Control, Tilt Lock, Height Adjustable Arms

BIG & TALL MESH TASK CHAIR W/BLACK STEEL HEAVY-DUTY BASE

SKU: 11701BLK
WEIGHT CAPACITY: 400 LBS
Overall: 26¾"W x 23¾"D x 39¾-44"H
Seat: 21½"W x 20"D x 20-24¾"H
List: \$639.00

FUNCTIONS: Pneumatic Seat Height, 360-Degree Swivel, Swivel/Tilt Control, Tilt Lock, Tilt-Tension

WEIGHT CAPACITY 400 LBS!



#11701

11701 & 11789 UPHOLSTERY IN STOCK:



BLK Black Upholstered Seat w/Black Mesh Back (EVO-MESH)

11781BLK UPHOLSTERY IN STOCK:



BLK Black Seat w/Black Mesh Back (EVO-QT001)

WEIGHT CAPACITY 400 LBS!



#11789BLK

MESH BACK GUEST CHAIR W/ARMS & BLACK FRAME

SKU: 11789BLK
WEIGHT CAPACITY: 400 LBS
Overall: 24¾"W x 25"D x 39½"H
Seat: 22"W x 19¼"D x 18¾"H
List: \$421.00

Corridor LOCKERS by OfficeSource®

Top Tier corridor locker is a cost-effective option for schools, healthcare facilities, employee lockers, and for general use. Our lockers are produced with durable 16-gauge doors and frames, 24-gauge bodies, and come standard with 6" legs. Recessed handles on 1-3 tier. 6 tier locker has a pull hasp. Lockers come with a durable powder coat finish in Khaki (K) and Battleship Gray (G) in same color throughout. Midnight (M) and Raven (R) lockers come with neutral Khaki interiors.

Please Note: Products Are Priced Each.

1-WIDE LOCKER

MODEL #	DESCRIPTION	DIMENSION	WEIGHT	LIST PRICE
SOQ1R1212721A	1 Tier, assembled	12"W x 12"D x 72"H	55 lbs.	\$578.00
SOQ1R1215721A	1 Tier, assembled	12"W x 15"D x 72"H	59 lbs.	\$605.00
SOQ1R1218721A	1 Tier, assembled	12"W x 18"D x 72"H	63 lbs.	\$642.00
SOQ1R1515721A	1 Tier, assembled	15"W x 15"D x 72"H	63 lbs.	\$650.00
SOQ1R1518721A	1 Tier, assembled	15"W x 18"D x 72"H	70 lbs.	\$687.00
SOQ1R1818721A	1 Tier, assembled	18"W x 18"D x 72"H	76 lbs.	\$721.00
SOQ2R1212721A	2 Tier, assembled	12"W x 12"D x 72"H	56 lbs.	\$649.00
SOQ2R1215721A	2 Tier, assembled	12"W x 15"D x 72"H	60 lbs.	\$687.00
SOQ2R1218721A	2 Tier, assembled	12"W x 18"D x 72"H	64 lbs.	\$713.00
SOQ2R1515721A	2 Tier, assembled	15"W x 15"D x 72"H	67 lbs.	\$728.00
SOQ2R1518721A	2 Tier, assembled	15"W x 18"D x 72"H	70 lbs.	\$762.00
SOQ3R1212721A	3 Tier, assembled	12"W x 12"D x 72"H	58 lbs.	\$721.00
SOQ3R1215721A	3 Tier, assembled	12"W x 15"D x 72"H	62 lbs.	\$747.00
SOQ61212721A	6 Tier Box, assembled	12"W x 12"D x 72"H	60 lbs.	\$762.00
SOQ61215721A	6 Tier Box, assembled	12"W x 15"D x 72"H	66 lbs.	\$789.00
SOQ61218721A	6 Tier Box, assembled	12"W x 18"D x 72"H	72 lbs.	\$832.00



#Q61212721A
Khaki

#Q1R1212721A
Battleship

#Q2R1212721A
Raven/Khaki

3-WIDE LOCKER

MODEL #	DESCRIPTION	DIMENSION	WEIGHT	LIST PRICE
SOQ1R1212723A	1 Tier, assembled	36"W x 12"D x 72"H	147 lbs.	\$1,619.00
SOQ1R1215723A	1 Tier, assembled	36"W x 15"D x 72"H	156 lbs.	\$1,669.00
SOQ1R1218723A	1 Tier, assembled	36"W x 18"D x 72"H	166 lbs.	\$1,718.00
SOQ1R1515723A	1 Tier, assembled	45"W x 15"D x 72"H	173 lbs.	\$1,803.00
SOQ1R1518723A	1 Tier, assembled	45"W x 18"D x 72"H	186 lbs.	\$1,887.00
SOQ1R1818723A	1 Tier, assembled	54"W x 18"D x 72"H	205 lbs.	\$1,977.00
SOQ2R1212723A	2 Tier, assembled	36"W x 12"D x 72"H	151 lbs.	\$1,831.00
SOQ2R1215723A	2 Tier, assembled	36"W x 15"D x 72"H	159 lbs.	\$1,905.00
SOQ2R1218723A	2 Tier, assembled	36"W x 18"D x 72"H	168 lbs.	\$1,966.00
SOQ2R1515723A	2 Tier, assembled	45"W x 15"D x 72"H	179 lbs.	\$2,040.00
SOQ2R1518723A	2 Tier, assembled	45"W x 18"D x 72"H	188 lbs.	\$2,111.00
SOQ3R1212723A	3 Tier, assembled	36"W x 12"D x 72"H	160 lbs.	\$2,054.00
SOQ3R1215723A	3 Tier, assembled	36"W x 15"D x 72"H	169 lbs.	\$2,095.00
SOQ61212723A	6 Tier Box, assembled	36"W x 12"D x 72"H	163 lbs.	\$2,170.00
SOQ61215723A	6 Tier Box, assembled	36"W x 15"D x 72"H	174 lbs.	\$2,224.00
SOQ61218723A	6 Tier Box, assembled	36"W x 18"D x 72"H	186 lbs.	\$2,322.00



#Q3R1212721A
Midnight/Khaki



#Q2R1212723A
Khaki

OPTIONAL ACCESSORIES

FRONT BASES

SKU: **SOBF1206**

• Available in sizes 12"W, 15" W & 18" W
List: \$19.00 ea. (Prices for other sizes may vary)

END BASES

SKU: **SOEB1206**

• Available in sizes 12"D, 15"D & 18"D
List: \$28.00 ea. (Prices for other sizes may vary)

INDIVIDUAL SLOPE TOP KIT

SKU: **SOISK12124**

• Available in various sizes
List: \$55.00 ea. (Prices for other sizes may vary)

**Please Call Your Local Sales Representative
For Unassembled Prices On
Specific Corridor Locker Models**

SO = SPECIAL ORDER

Benches by OfficeSource®

Hardwood benches are sold separately from pedestals. Choose your bench length and pedestal style. Benches are 9½" wide. BPED Pedestal is a standard, heavy duty tube with flanged ends. BPEDSS is a stainless steel, trapezoid style bench pedestal. FOB Shipping Point.



#BPED
Standard

**Great For Varsity
Locker Rooms**

BENCH TOPS

MODEL #	DIMENSION	WEIGHT	LIST PRICE
SOLBS09036	36" L	13 lbs.	\$275.00
SOLBS09048	48" L	16 lbs.	\$329.00
SOLBS09060	60" L	20 lbs.	\$407.00
SOLBS09072	72" L	24 lbs.	\$479.00
SOLBS09084	84" L	29 lbs.	\$589.00
SOLBS09096	96" L	32 lbs.	\$679.00

BENCH BASES

MODEL #	DESCRIPTION	DIMENSION	WEIGHT	LIST PRICE
SOBPED	Standard	16¼" H	5 lbs.	\$102.00 ea.
SOBPEDSS	Stainless Steel	16¼" H	6 lbs.	\$239.00 ea.

Please Note: 2 or 3 Bases required depending on length of bench.

SO = SPECIAL ORDER

Specialty LOCKERS by OfficeSource®

Our popular Kid's Locker is available in Candy Red (C), Aqua Blue (A), Mardi Gras Purple (P), Golden Yellow (Y), Carrot Orange (O), Parakeet Green (G), Hot Pink (H), and Raven Black (R). Wall Mount Locker is available in Khaki and Battleship Gray. 16 Person Locker is available in Khaki and Battleship Gray. FOB Shipping Point.

WALL MOUNT LOCKER

MODEL #	DESCRIPTION	DIMENSION	WEIGHT	LIST PRICE
SOQ04518WM	Wall Mount, unassembled	45" W x 18" D x 13 $\frac{5}{8}$ " H	43 lbs.	\$802.00
SOQ04518WMA	Wall Mount, assembled	45" W x 18" D x 13 $\frac{5}{8}$ " H	43 lbs.	\$978.00



#Q04518WMA
Khaki

Please Note: Products Are Priced Each.

SO = SPECIAL ORDER



#Q1R1515481A
Hot Pink

#Q1R1515481A
Parakeet Green

KIDS LOCKER

MODEL #	DESCRIPTION	DIMENSION	WEIGHT	LIST PRICE
SOQ1R1515481	Kid's Locker, unassembled	15" W x 15" D x 48" H	54 lbs.	\$456.00
SOQ1R1515481A	Kid's Locker, assembled	15" W x 15" D x 48" H	54 lbs.	\$605.00

Heavy Duty RACKS by OfficeSource®

Heavy Duty Wire Racks are ideal for commercial, office or residential applications. Made of heavy duty construction, these racks have adjustable shelves and are easy to assemble.

WIRE SHELVING UNIT

SKU: PWS722136BLK

• Shelf weight capacity: 300 lbs.
36"W x 21"D x 72"H
List: \$366.00

Finish In Stock: Black

WIRE SHELVING UNIT

SKU: PWS722148BLK

• Shelf weight capacity: 250 lbs.
48"W x 21"D x 72"H
List: \$443.00



#PWS722136BLK



#PWS722148BLK

ACCESSORIES

36"W - EXTRA SHELF SKU: PWS1236BLK List: \$52.00 ea.	48"W - EXTRA SHELF SKU: PWS1248BLK List: \$64.00 ea.
---	---



Welded Storage **LOCKERS** by OfficeSource®

Durable welded steel construction with powder coat finish. Doors have vent holes and a recessed handle to accommodate a standard padlock (not included). Includes a number plate* and two inside side hooks. 48"H includes top shelf. 24"H can be stacked on top of one another or single stacked on top of 48"H locker. Shipped assembled.

**SINGLE TIER LOCKER
W/1 OPENING**
SKU: **QSLF1B151524**
15"W x 15"D x 24"H
List: \$389.00

**SINGLE TIER LOCKER
W/1 OPENING**
SKU: **QSLF1B151548**
15"W x 15"D x 48"H
List: \$515.00




*All the same number, if different numbers are required, call for pricing on the number plates.

#LF1B151524

#LF1B151548

STORAGE LOCKERS - FINISHES AVAILABLE:



QS = QUICKSHIP
SO = SPECIAL ORDER

*All The Same Number, If Different Numbers Are Required, Call For Pricing On The Number Plates.

Welded **BOOKTRUCKS** by OfficeSource®

All-welded steel construction with powder coat finish. Four 5" swivel casters with locking brakes for safety, smooth rounded handles for a comfortable grip and perforated side panels for a contemporary look. Shelves have a 12" clearance between each shelf. Slope backs are 6" deep.



#SL33017



#SV336

SINGLE SIDED W/THREE SHELVES
SKU **DIMENSIONS LIST PRICE**
QSSL33017 17"W X 13"D X 46"H \$854.00
QSSL327 27"W X 13"D X 46"H \$874.00
QSSL330 31"W X 13"D X 46"H \$989.00

**DOUBLE SIDED
W/SIX SLOPED SHELVES**
SKU: **QSSV336**
39"W x 19"D x 46"H
List: \$1,549.00

Heavy Duty Welded **BOOKTRUCKS** by OfficeSource®

18-gauge welded steel construction for heavy duty use with powder coat finish. Shelves holds up to 200 lbs. each. Extended handle for easy steering, even when fully loaded. Each slope shelf 30"W x 6½"D. Six heavy duty 5" swivel casters (2 locking) for strength and effortless maneuverability.



#MCD566

**DOUBLE SIDED
W/SIX SLOPED SHELVES**
SKU: **QSMCD566**
37¼"W x 16"D x 43¼"H
List: \$1,214.00

BOOKTRUCKS - FINISHES AVAILABLE:



QS = QUICKSHIP

Welded Storage **LOCKERS** by OfficeSource®

Standard Duty Lockers. Doors have vent holes and a die cast handle that secures the door in a closed position and accommodates a standard padlock. The single tier locker has a top shelf. All compartments have two side hooks (except for five tier locker) and a flat bottom. Welded steel construction. Powder coat finish. Number plate also included.*



#LF1B151524



#LF1B151548



#LF1B151866



#LF2B151866



#LF3B151866



#LF5H151866

**SINGLE TIER LOCKER
W/1 OPENING**

SKU: **QSLF1B151524**

15"W x 15"D x 24"H

Weight: 20 lbs.

List: \$389.00

**SINGLE TIER LOCKER
W/1 OPENING**

SKU: **QSLF1B151548**

15"W x 15"D x 48"H

Weight: 36 lbs.

List: \$515.00

**SINGLE TIER LOCKER
W/1 OPENING**

SKU: **QSLF1B151866**

15"W x 18"D x 66"H

Weight: 48 lbs.

List: \$705.00

**DOUBLE TIER LOCKER
W/2 OPENINGS**

SKU: **QSLF2B151866**

15"W x 18"D x 66"H

Approx. Tier Size: 30"H

Weight: 55 lbs.

List: \$739.00

**TRIPLE TIER LOCKER
W/3 OPENINGS**

SKU: **QSLF3B151866**

15"W x 18"D x 66"H

Approx. Tier Size: 19"H

Weight: 57 lbs.

List: \$809.00

**FIVE TIER LOCKER
W/5 OPENINGS**

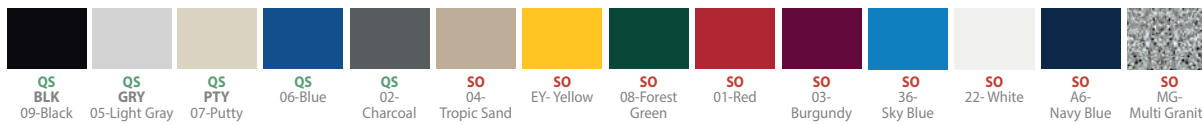
SKU: **QSLF5H151866**

15"W x 18"D x 66"H

Approx. Tier Size: 11"H

Weight: 60 lbs.

List: \$889.00



QS = QUICKSHIP
SO = SPECIAL ORDER



*All The Same Number, If Different Numbers Are Required, Call For Pricing On The Number Plates.

Flat File **STORAGE** by OfficeSource®



#244881

#244885

*Additional Sizes Available,
Call For Details




#244880

#244879

These heavy-duty welded steel files will provide long lasting durability to keep your valuable blueprints, drawings, artwork, maps, and other flat materials neatly and safely stored. Includes hinged paper weights in drawer fronts and hoods at rear to keep papers from curling. Central lock system secures all drawers.

**FLAT FILES
FINISHES AVAILABLE:**



10-DRAWER FILE
SKU: **QS244885**

• (For sheets up to 43" x 32")

Overall: 46³/₄"W x 35³/₈"D x 16¹/₈"H

Inside: 43³/₈"W x 32³/₈"D x 7⁷/₈"H

List: \$3,399.00

5-DRAWER FILE
SKU: **QS244879**

• (For sheets up to 43" x 32")

Overall: 46³/₄"W x 35³/₈"D x 16¹/₈"H

Inside: 43"W x 32³/₄"D x 2"H

List: \$2,319.00

OPEN BASE

SKU: **QS244881**

• (For 244879 flat file)

46³/₄"W x 35³/₄"D x 20"H

List: \$915.00

CLOSED BASE

SKU: **QS244880**

• (For 244879 flat file)

46³/₄"W x 35³/₈"D x 4"H

List: \$329.00

All Welded Construction



Shelf Clips
Four shelf clips are positioned at the front and back edges of the shelves, relieving stress from the sides. Shelves adjust easily at 2" increments.

Steel BOOKCASES by OfficeSource®

STANDARD FEATURES

- 200 lb. shelf capacity evenly distributed - 12" deep
- Shelves adjust on 1" centers
- Heavy gauge steel: 22-gauge top, shelves, bottom, back and sides

For Detailed Information See Page 1



2 SHELVES

SKU: BA10341230

- 1 Adjustable, 1 fixed
- 34½"W x 13"D x 30"H
- Weight: 36 lbs
- List: \$409.00

5 SHELVES

SKU: BA40341272

- 4 Adjustable, 1 fixed
- 34½"W x 13"D x 72"H
- Weight: 74 lbs
- List: \$779.00

3 SHELVES

SKU: BA20341242

- 2 Adjustable, 1 fixed
- 34½"W x 13"D x 42"H
- Weight: 48 lbs
- List: \$515.00

6 SHELVES

SKU: BA50341282

- 5 Adjustable, 1 fixed
- 34½"W x 13"D x 82"H
- Weight: 86 lbs
- List: \$959.00

4 SHELVES

SKU: BA30341252

- 3 Adjustable, 1 fixed
- 34½"W x 13"D x 52"H
- Weight: 59 lbs
- List: \$639.00

EXTRA SHELF

(NOT PICTURED)

- SKU: EA103412**
34½"W x 12½"D x 1"H
List: \$93.00



#BA50341282 #BA40341272 #BA30341252 #BA20341242 #BA10341230

Finishes In Stock: Black, Light Gray & Putty

18" Deep Bookcases Are Available By Special Order

Mobile Steel Bookcases by OfficeSource®

STANDARD FEATURES

- Fully adjustable shelves adjust on 1" centers, plus raised bottom shelf
- Welded steel construction
- Heavy duty caster base w/two locking. Shipped assembled; no assembly required



FULLY ASSEMBLED

QS = QUICKSHIP

2 SHELVES

SKU: QSBM36

- 1 Adjustable, 1 fixed
- 36"W x 18"D x 36"H
- Weight: 72 lbs
- List: \$969.00

4 SHELVES

SKU: QSBM58

- 3 Adjustable, 1 fixed
- 36"W x 18"D x 58"H
- Weight: 100 lbs
- List: \$1,249.00

3 SHELVES

SKU: QSBM48

- 2 Adjustable, 1 fixed
- 36"W x 18"D x 48"H
- Weight: 89 lbs
- List: \$1,109.00

5 SHELVES

SKU: QSBM78

- 4 Adjustable, 1 fixed
- 36"W x 18"D x 78"H
- Weight: 131 lbs
- List: \$1,379.00


18" Deep Bookcases Are Available By Special Order



#BM78 #BM58 #BM48 #BM36

Heavy Duty Caster Base

FINISHES AVAILABLE:



Additional Widths Available By Special Order

Laminate BOOKCASES

by OfficeSource®

Features commercial grade laminated shelving and a finished solid back for heavy duty use. Ready to assemble. GreenGuard Certified.

STANDARD FEATURES

- Matching heavy duty back
- 3mm PVC Dura-Edge on all exposed edges



#PL154



#PL155



#PL156



#PL156

#PLBCDK

BOOKCASE - 2 SHELVES

SKU: PL154

- 1 Adjustable shelf
- 1 Fixed shelf

31½"W x 14"D x 29½"H

List: \$242.00

BOOKCASE - 4 SHELVES

SKU: PL155

- 3 Adjustable shelves
- 1 Fixed shelf

31½"W x 14"D x 47¼"H

List: \$319.00

BOOKCASE - 6 SHELVES

SKU: PL156

- 4 Adjustable shelves;
- 1 Fixed shelf (when using doors, 2 shelves are fixed)

31½"W x 14"D x 71"H

List: \$453.00

OPTIONAL SHELVES

(For PL156, PL155 & PL154)



3/4" EXTRA SHELF

- Includes 4 center shelf pins per shelf
- Not available in white

SKU: PLBCXS

List: \$59.00



1" THICK SHELF (ADDS STABILITY)

- Includes 4 center shelf pins per shelf

SKU: PL156SH25 ★

List: \$69.00



CORNER BOOKCASE - 2 SHELVES

SKU: PL160

24"W x 24"D x 30"H

List: \$484.00

CORNER BOOKCASE - 3 SHELVES

SKU: PL161

15"W x 15"D x 36"H

List: \$350.00

Please Note: PL161 & PL160 Are Not Available In White

OPTIONAL DOORS

(For PL156, PL155 & PL154)



DOOR KIT


SKU: PLBCDK

List: \$170.00

Please Note: Silver handles standard on Modern Walnut, Espresso, White, & Coastal Gray. All other finishes come standard with black handles.



LAMINATE BOOKCASES - FINISHES IN STOCK:



Some items in this collection come ready-to-assemble.



Gold Stars Indicate Product New for 2020.

Contemporary Genuine **VENEER BOOKCASES** by OfficeSource®

Our Contemporary Bookcase Series is the standard for excellence in Professional Grade quality bookcases. These bookcases are crafted with a commercial grade Novacore construction, 100 lb capacity shelves, and genuine wood veneer surfaces on all parts (except back panel). Back panel is finished on both sides, and suitable for use as a room divider. Old world craftsmanship priced within your reach.

STANDARD FEATURES

- 1 Piece back-finished both sides
- 12"D x 36"W with adjustable shelves on 1¼" center
- ¾" Thick shelves with 100 lb. load capacity per shelf and 150 lbs. for reinforced Excalibur option
- 1" Thick shelves available in 72" and 84" units with 120 lb. load capacity per shelf and 170 lbs. for reinforced Excalibur option
- Excalibur steel bar-reinforced shelf option [EXC] increases shelf weight load capacity by 50%
- Limited Lifetime Warranty



#MH84126

Pictured In Mahogany

#OB72125

Pictured In Natural Oak

#COB60124

Pictured In California
Medium Oak

#MC48123

Pictured In Medium Cherry

#MH30122

Pictured In Mahogany

#WB30121

Pictured In Vintage Walnut

MODEL #	DESCRIPTION	DIMENSION	WEIGHT	LIST PRICE
STANDARD - 100 LB Capacity				
__30121	2 Shelves, 1 Adj. (3/4")	36"W x 12"D x 30"H	46 lbs.	\$569.00
__36122	2 Shelves, 1 Adj. (3/4")	36"W x 12"D x 36"H	58 lbs.	\$626.00
__48123	3 Shelves, 2 Adj. (3/4")	36"W x 12"D x 48"H	68 lbs.	\$778.00
__60124	4 Shelves, 3 Adj. (3/4")	36"W x 12"D x 60"H	76 lbs.	\$935.00
__72125	5 Shelves, 4 Adj. (3/4")	36"W x 12"D x 72"H	86 lbs.	\$1,076.00
__84126	6 Shelves, 5 Adj. (3/4")	36"W x 12"D x 84"H	94 lbs.	\$1,260.00
SHELF	Extra Shelf (3/4")	36"W x 12"D x 3/4"H	10 lbs.	\$167.00

STANDARD - 120 LB Capacity

__721251*	5 Shelves, 4 Adj. (1")	36"W x 12"D x 72"H	102 lbs.	\$1,260.00
__841261*	6 Shelves, 5 Adj. (1")	36"W x 12"D x 84"H	112 lbs.	\$1,472.00

EXCALIBUR - 150 LB Capacity

EXC30__	2 Shelves, 1 Adj. (3/4")	36"W x 12"D x 30"H	46 lbs.	\$624.00
EXC36__	2 Shelves, 1 Adj. (3/4")	36"W x 12"D x 36"H	58 lbs.	\$684.00
EXC48__	3 Shelves, 2 Adj. (3/4")	36"W x 12"D x 48"H	68 lbs.	\$900.00
EXC60__	4 Shelves, 3 Adj. (3/4")	36"W x 12"D x 60"H	76 lbs.	\$1,112.00
EXC72__	5 Shelves, 4 Adj. (3/4")	36"W x 12"D x 72"H	86 lbs.	\$1,310.00
EXC84__	6 Shelves, 5 Adj. (3/4")	36"W x 12"D x 84"H	94 lbs.	\$1,555.00
EXCSHELF	Extra Shelf (1")	36"W x 12"D x 3/4"H	10 lbs.	\$227.00

STANDARD - 170 LB Capacity


EXC721__*	5 Shelves, 4 Adj. (1")	36"W x 12"D x 72"H	102 lbs.	\$1,491.00
EXC841__*	6 Shelves, 5 Adj. (1")	36"W x 12"D x 84"H	112 lbs.	\$1,766.00

CONTEMPORARY FINISHES IN STOCK:

(WB) Vintage Walnut, (MH) Mahogany, (MC) Medium Cherry, (COB) California Medium Oak, (OB) Natural Oak *Available in Vintage Walnut, Mahogany, California Medium Oak Only.


Please Note: __ above represents color code, please indicate color when placing order.

EXCALIBUR



OPTION

WOOD VENEER BOOKCASES - FINISHES IN STOCK:



Jefferson Genuine *VENEER BOOKCASES* by OfficeSource®

Our Jefferson Traditional Bookcase Series is the style leader for Professional Grade quality bookcases. These bookcases are crafted with traditional Chippendale accents at the top and bottom, a commercial grade Novacore construction, 100 lb capacity shelves, and genuine wood veneer surfaces on all parts (except back panel). Back panel is finished on both sides, and suitable for use as a room divider. Old world craftsmanship priced within your reach.

STANDARD FEATURES

- 1 Piece back-finished both sides
- 12"D x 36"W with adjustable shelves on 1¼" center
- ¾" Thick shelves with 100 lb. load capacity per shelf and 150 lbs. for reinforced Excalibur option
- 1" Thick shelves available in 72" and 84" units with 120 lb. load capacity per shelf and 170 lbs. for reinforced Excalibur option
- Excalibur steel bar-reinforced shelf option [EXC] increases shelf weight load capacity by 50%
- Limited Lifetime Warranty



#JEF30MC
Pictured In Medium Cherry




#JEF48MH
Pictured In Mahogany



#JEF84WB
Pictured In Vintage Walnut


DETAIL

TOP RAIL



MODEL #	DESCRIPTION	DIMENSION	WEIGHT	LIST PRICE
STANDARD - 100 LB Capacity				
JEF30__	2 Shelves, 1 Adj. (3/4")	36"W x 12"D x 30"H	51 lbs.	\$850.00
JEF36__	2 Shelves, 1 Adj. (3/4")	36"W x 12"D x 36"H	63 lbs.	\$907.00
JEF48__	3 Shelves, 2 Adj. (3/4")	36"W x 12"D x 48"H	73 lbs.	\$1,059.00
JEF60__	4 Shelves, 3 Adj. (3/4")	36"W x 12"D x 60"H	81 lbs.	\$1,216.00
JEF72__	5 Shelves, 4 Adj. (3/4")	36"W x 12"D x 72"H	91 lbs.	\$1,357.00
JEF84__	6 Shelves, 5 Adj. (3/4")	36"W x 12"D x 84"H	94 lbs.	\$1,541.00
SHELF	Extra Shelf (3/4")	36"W x 12"D x 3/4"H	10 lbs.	\$167.00
STANDARD - 120 LB Capacity				
JE721__*	5 Shelves, 4 Adj. (1")	36"W x 12"D x 72"H	107 lbs.	\$1,541.00
JE841__*	6 Shelves, 5 Adj. (1")	36"W x 12"D x 84"H	117 lbs.	\$1,753.00
EXCALIBUR - 150 LB Capacity				
JE30EXC__	2 Shelves, 1 Adj. (3/4")	36"W x 12"D x 30"H	51 lbs.	\$905.00
JE36EXC__	2 Shelves, 1 Adj. (3/4")	36"W x 12"D x 36"H	63 lbs.	\$965.00
JE48EXC__	3 Shelves, 2 Adj. (3/4")	36"W x 12"D x 48"H	73 lbs.	\$1,181.00
JE60EXC__	4 Shelves, 3 Adj. (3/4")	36"W x 12"D x 60"H	81 lbs.	\$1,393.00
JE72EXC__	5 Shelves, 4 Adj. (3/4")	36"W x 12"D x 72"H	91 lbs.	\$1,591.00
JE84EXC__	6 Shelves, 5 Adj. (3/4")	36"W x 12"D x 84"H	107 lbs.	\$1,836.00
EXCSHELF	Extra Shelf (1")	36"W x 12"D x 3/4"H	10 lbs.	\$227.00
STANDARD - 170 LB Capacity				
JEEXC721__*	5 Shelves, 4 Adj. (1")	36"W x 12"D x 72"H	99 lbs.	\$1,772.00
JEEXC841__*	6 Shelves, 5 Adj. (1")	36"W x 12"D x 84"H	117 lbs.	\$2,047.00

EXCALIBUR



OPTION

WOOD VENEER BOOKCASES - FINISHES IN STOCK:



WB Vintage Walnut

MH Mahogany

MC Medium Cherry

Crafted With Traditional Chippendale Accents On Top And Bottom

JEFFERSON FINISHES IN STOCK:

(WB) Vintage Walnut, (MH) Mahogany, (MC) Medium Cherry *Available in Vintage Walnut & Mahogany Only.

Please Note: __ above represents color code, please indicate color when placing order.

Ez2[®] Rotary Filing Systems FILING & STORAGE



Save time, space and money with **Ez2[®] Rotary Filing Systems** by Datum Storage Solutions. Rotating, double-sided shelving units house twice the files as a traditional cabinet. Available in 5, 6 or 7-high units, the versatility and user-friendly design of the Ez2[®] makes it a perfect fit for any environment where storage space is limited.

STANDARD FEATURES

- Requires 6" of space behind unit to rotate

Finishes Available:

Bone White (T15) or Light Gray (T47)

#XLTS6 & XLTA6



MODEL #	DESCRIPTION	DIMENSION	LIST PRICE
SOXLT55	5-High Letter, Starter	36½"W x 25"D x 61½"H	\$2,575.00
SOXLTA5	5-High Letter, Adder	30¾"W x 25"D x 61½"H	\$2,285.00
SOXLT56	6-High Letter, Starter	36½"W x 25"D x 72"H	\$2,836.00
SOXLTA6	6-High Letter, Adder	30¾"W x 25"D x 72"H	\$2,615.00
SOXLT57	7-High Letter, Starter	36½"W x 25"D x 82½"H	\$3,292.00
SOXLTA7	7-High Letter, Adder	30¾"W x 25"D x 82½"H	\$3,002.00

4Post[™]-in-a-Box Shelving System FILING & STORAGE

The **4Post[™]-in-a-Box Shelving System** by Datum Storage Solutions comes pre-packaged for easy assembly with no hardware needed! Units are designed to accommodate various media and file types.

STANDARD FEATURES

- Easy assembly with no hardware needed
- Shelves adjustable on 1½ centers
- 3 movable dividers per shelf (included)
- Heavy duty steel construction

Finishes Available: Bone White (T15) or Light Gray (T47)

* = Double Entry

‡ = No Dividers

MODEL #	DESCRIPTION	DIMENSION	LIST PRICE
SO76123657P	7-Shelf Letter, Starter	36"W x 12"D x 76"H	\$647.00
SO761236A7P	7-Shelf Letter, Adder	36"W x 12"D x 76"H	\$561.00
SO88123658P	8-Shelf Letter, Starter	36"W x 12"D x 88"H	\$731.00
SO881236A8P	8-Shelf Letter, Adder	36"W x 12"D x 88"H	\$640.00
SO76243657P*	7-Shelf Letter, Starter	36"W x 24"D x 76"H	\$964.00
SO762436A7P*	7-Shelf Letter, Adder	36"W x 24"D x 76"H	\$815.00
SO88243658P*	8-Shelf Letter, Starter	36"W x 24"D x 88"H	\$1,083.00
SO882436A8P*	8-Shelf Letter, Adder	36"W x 24"D x 88"H	\$926.00

Please Note: Adder Units Do Not Stand Alone, Must Be Assembled With Starter Unit



#88123658P & #881236A8P



Stak-N-Lok[™] Modular Systems FILING & STORAGE

With office space at a premium, **Stak-N-Lok[™] modular systems** by Datum Storage Solutions add more capacity while using considerably less floor space — 15" deep compared to 18" for a standard lateral file. There's also an additional level of filing compared to a lateral file. The receding door design allows access to all of the files at once rather than just one level at a time.

STANDARD FEATURES

- Easy access to files
- Enhanced record security
- One divider per shelf opening (included)
- Heavy duty steel construction
- End Tab Storage Solution



#SN26LT6



MODEL #	DESCRIPTION	DIMENSION	LIST PRICE	
SOSN16LT5	5-High Letter	36"W x 15"D x 64"H	\$1,332.00	100 Series
SOSN16LT6	6-High Letter	36"W x 15"D x 76"H	\$1,524.00	100 Series
SOSN26LT5	5-High Letter, (posting shelf)	36"W x 15"D x 66½"H	\$1,571.00	200 Series
SOSN26LT6	6-High Letter, (posting shelf)	36"W x 15"D x 78½"H	\$1,762.00	200 Series
SOSN36LT5	5-High Letter with spacer	36"W x 15"D x 66½"H	\$1,474.00	300 Series
SOSN36LT6	6-High Letter with spacer	36"W x 15"D x 78½"H	\$1,664.00	300 Series

Finishes Available: Bone White (T15) or Light Gray (T47)

SO = SPECIAL ORDER

All items on this page are Special Order.

The Datum FileCart[™] FILING & STORAGE

The **Datum FileCart[™]** is designed to provide transportation and storage of file folders, mail, and other office supplies. Easy access of transported materials increases office organization and efficiency.

STANDARD FEATURES

- Casters are 3" Dia hard rubber swivel casters (two free/two locking)



MODEL #	DESCRIPTION	DIMENSION	LIST PRICE
SOBFC1	Basic File Cart, Flat and File	35"W x 16"D x 33¾"H	\$406.00
SOBFC2	Basic File Cart (2-file)	35"W x 16"D x 33¾"H	\$479.00

Finishes Available: Bone White (T15) or Light Gray (T47)



#BFC1

- Includes 2 movable dividers
- 1 file shelf and 1 fixed utility shelf

#BFC2

- Includes 4 movable dividers
- 2 file shelves

TekCart™ Prime **STORE & CHARGE**

STANDARD FEATURES

- Two hinged front doors with a 3-point locking system and hasp lock (utilizes a padlock; not included)
- A hinged rear door with a 3-point locking system and key lock
- External lights provide updates about devices charging status
- Two external power outlets
- Ships assembled

TekCart™ Prime - The Datum TekCart™ Prime stores, charges, and transports up to 36 devices using Intellepower Smart Charge technology. The Intellepower Smart Timer determines the most efficient way to provide charge to your devices.

MODEL #	DESCRIPTION	DIMENSION	LIST PRICE
SOPRIME36	36-Capacity (charging)	26 $\frac{3}{8}$ "W x 25 $\frac{1}{2}$ "D x 42 $\frac{3}{8}$ "H	\$2,279.00

Compartment Dimensions: 1 $\frac{1}{2}$ "W x 15 $\frac{1}{2}$ "D x 10 $\frac{1}{2}$ "H

Finish Available: Tech Blue (T42) & Ivory (T48)



#PRIME36



FULLY ASSEMBLED

SO = SPECIAL ORDER

All items on this page are Special Order.

TekStak II™ **STORE & CHARGE**

TekStak II™ is the perfect solution for individual security, whether it is for personal items such as wallets and keys or personal devices such as phones, tablets, and laptops. Contains two USB ports and one AC outlet in each tier to allow charging of your personal devices while being stored.

MODEL #	DESCRIPTION	DIMENSION	LIST PRICE
SOTEKS2E5K	5 Compartments	16 $\frac{1}{2}$ "W x 16 $\frac{1}{2}$ "D x 27 $\frac{1}{4}$ "H	\$1,024.00
SOTEKS2E8K	8 Compartments	16 $\frac{1}{2}$ "W x 16 $\frac{1}{2}$ "D x 41 $\frac{1}{2}$ "H	\$1,481.00
SOTEKS2E10K	10 Compartments	16 $\frac{1}{2}$ "W x 16 $\frac{1}{2}$ "D x 51"H	\$1,759.00

Other Lock Options Available

Compartment Dimensions: 12 $\frac{3}{8}$ "W x 15 $\frac{1}{2}$ "D x 3 $\frac{3}{4}$ "H

Finish Available: Tech Blue (T42)

#TEKS2E8K (Closed)

#TEKS2E8K (Open)



Datum TekCart™ GLC **COMPUTER SECURITY**

STANDARD FEATURES

- Exclusive fold-flat doors to maintain a smaller footprint
- Two UL-listed, 16-outlet, staggered power strips
- Removable back panel
- Cord wrap can be installed on either side
- Side integrated handle hold
- Secure locking doors and back panel
- Four full-swivel casters
- Ships assembled

TekCart™ GLC by Datum Storage Solutions is a versatile charging cart for laptops, Chromebooks and tablets that fits perfectly into your venue—and your budget. **Includes timer.**

This "Great Little Cart" will charge a full 32 devices at once and provides more capacity in a smaller footprint than competitor carts.

MODEL #	DESCRIPTION	DIMENSION	LIST PRICE
SOGLC32T	32-Capacity (charging)	24 $\frac{1}{2}$ "W x 20 $\frac{9}{16}$ "D x 35 $\frac{1}{2}$ "H	\$1,360.00

Compartment Dimensions: 1 $\frac{1}{2}$ "W x 13 $\frac{3}{8}$ "D x 12 $\frac{1}{2}$ "H

Finish Available: Tech Blue (T42) only



#GLC32T

Image Subject To Change

WallWrite® **DESKS & WRITING SYSTEMS**



#WW103

WallWrite® by Datum Storage Solutions is a unique, wall-mounted solution for areas where a desk or traditional workstation isn't feasible. The durable flip-down door serves as a writing surface.

MODEL #	DESCRIPTION	DIMENSION	LIST PRICE
SOWW100	Locking	20"W x 3 $\frac{3}{8}$ "D x 16 $\frac{3}{8}$ "H	\$228.00
SOWW101	Non-Locking	20"W x 3 $\frac{3}{8}$ "D x 16 $\frac{3}{8}$ "H	\$201.00
SOWW103	Economy, Non-Locking	20"W x 3 $\frac{3}{8}$ "D x 16 $\frac{3}{8}$ "H	\$184.00
SOWW103SS	Economy, Non-Locking (Stainless)	20"W x 3 $\frac{3}{8}$ "D x 16 $\frac{3}{8}$ "H	\$530.00

Finishes Available: Bone White (T15), Light Gray (T47), or Stainless Steel (SS)



#WW101



The Mobile Podium Desk **DESKS & WRITING SYSTEMS**

The Mobile Podium Desk by Datum Storage Solutions combines a lockable podium cabinet with a desk unit to create a mobile solution for classrooms, training facilities and more.

MODEL #	DESCRIPTION	DIMENSION	LIST PRICE
SO2460POD	Mobile Podium Desk	60"W x 24"D	\$1,785.00
SO3060POD	Mobile Podium Desk	60"W x 30"D	\$1,890.00
SOCDPOD	Center Drawer	N/A	\$155.00
SORBRBPR	Rubber Bumpers	N/A	\$11.00 ea.

Finishes Available: Bone White (T15) with Finish Oak (L15) top or Gray Mist (T86) with Wild Cherry (L21) top.



STANDARD FEATURES

- Built-in-wire management
- Modesty panel
- Lockable storage areas
- Podium has two shelves
- Locking caster wheels
- Optional rubber bumpers (Pictured)



#6024POD



#8036

STORAGE CABINET
SKU: 8036

• Four adjustable shelves
36"W x 18"D x 72"H
Weight: 130 lbs.
List: \$1,185.00



#8118

COMBINATION WARDROBE/STORAGE
SKU: 8118

36"W x 18"D x 72"H
Weight: 130 lbs.
List: \$1,359.00

STANDARD FEATURES

- 180 lb shelf capacity, evenly distributed
- Shelves adjust on 2" centers
- Heavy gauge steel
- 3 Point locking system

Adjustable Shelves with 180 lb Shelf Capacity



#8080

STORAGE CABINET COUNTER HEIGHT
SKU: 8080

• Two adjustable shelves
36"W x 18"D x 42"H
Weight: 76 lbs.
List: \$844.00

18" DEEP EXTRA SHELF
SKU: 8038

Weight: 6 lbs.
List: \$105.00

DELUXE STORAGE FINISHES AVAILABLE:



Please Note: Must Install Handles & Locks In The Field.

Finishes In Stock: Black, Light Gray & Putty
Finishes Quickship: Tropic Sand & Charcoal

PRODUCT DETAILS:



A tru-lock three point rod assembly



#EA4E361872

Elite COLLECTION by OfficeSource®

STORAGE CABINET W/KEYLESS ELECTRONIC LOCK HANDLE

These cabinets are equipped with a keyless electronic coded locking system. The coded lock is available with two passwords, the administrator and the user. These can be changed to any combination of numbers, four for the user and six for the administrative password. The keypad also keeps a record of the day, date and time of when the cabinet is accessed, which can be displayed when the mechanism is idle. Emergency key included.

HANDLE/LOCK DETAILS:



Keyless Electronic Lock & Handle

STORAGE CABINET
SKU: QSEA4E361872
• 4 Adjustable shelves
36"W x 18"D x 72"H
List: \$1,595.00

STORAGE CABINET
SKU: QSEA4E362472
• 4 Adjustable shelves
36"W x 24"D x 72"H
List: \$1,885.00

STORAGE CABINET
SKU: QSEA4E462472
• 4 Adjustable shelves
46"W x 24"D x 72"H
List: \$2,309.00

STORAGE CABINET
SKU: QSEA4E462478
• 4 Adjustable shelves
46"W x 24"D x 78"H
List: \$2,399.00

ELITE FINISHES AVAILABLE:



QS = QUICKSHIP

Please Note: Must Install Handles & Locks In The Field.



Budget Storage CABINETS

by OfficeSource®



#8902

STANDARD FEATURES

- 150 lb shelf capacity evenly distributed
- Shelves adjust on 2" centers
- Brushed chrome handle
- All cabinets come standard with lock
- All welded

STORAGE CABINET

SKU: 8902
 • 3 Adjustable shelves
 • 1 Fixed shelf
 36"W x 18"D x 72"H
 Weight: 125 lbs.
 List: \$1,059.00

COUNTER HEIGHT CABINET

SKU: 8903
 • 2 Fixed shelves
 36"W x 18"D x 42"H
 Weight: 62 lbs.
 List: \$689.00

ECONOMY EXTRA SHELF

SKU: 8038
 • For 8902
 Weight: 9 lbs.
 List: \$105.00

FINISHES IN STOCK:

Black, Putty, Light Gray



#8903

Please Note:
 Must Install Handles & Locks In The Field.

BUDGET STORAGE - FINISHES AVAILABLE:



Mobile Storage CABINETS

by OfficeSource®

Heavy gauge steel (20/22 gauge). Patented heavy duty 12-gauge caster base. Casters located to permit flush positioning to walls. Recessed three point locking handle. Extra deep adjustable shelves, plus bottom shelf. Welded steel construction. Powder coat finish. Shipped assembled.



#9551WC

Heavy Duty Patented Caster Base

STANDARD FEATURES

- 4 Heavy duty 5" casters; 2 with locking brakes
- Heavy gauge steel shelves adjustable on 2" centers



MOBILE STORAGE CABINET

SKU: 9551WC
 • 3 Adjustable shelves
 • Recessed handles
 • 850 lb. load capacity evenly distributed per cabinet
 36"W x 24"D x 66"H
 Weight: 165 lbs.
 List: \$1,649.00

MOBILE STORAGE CABINET

SKU: QSTA3R462460
 (Not Pictured)
 • 2 Adjustable shelves
 • Same as above
 46"W x 24"D x 66"H
 Weight: 165 lbs.
 List: \$2,519.00

FINISH AVAILABLE:



PTY 07-Putty

Heavy Duty Caster Base
 (No Assembly Required)



PRODUCT DETAILS:



Recessed three point locking handle.

SIDE HANDLE FOR TRANSPORTS

SKU: QSTSH


- Attaches to either side using bolts/nuts provided.
 - Additional backer support plate attaches
- List: \$206.00



#TSH




MOBILE STORAGE - FINISHES AVAILABLE:



QS = QUICKSHIP



#44422C



UL 1-Hour *LATERAL FILES*

UL Class 350 one hour fire and impact rating. File folders not included. 22 $\frac{1}{8}$ "D. Manufacturer limited lifetime warranty.

4 DRAWER FILE - LETTER/LEGAL

SKU: 43122C
31 $\frac{3}{16}$ "W x 22 $\frac{1}{8}$ "D x 52 $\frac{3}{4}$ "H
Weight: 794 lbs.
List: \$6,266.00

4 DRAWER FILE - LETTER/LEGAL

SKU: 43822C
37 $\frac{1}{2}$ "W x 22 $\frac{1}{8}$ "D x 52 $\frac{3}{4}$ "H
Weight: 907 lbs.
List: \$7,478.00

4 DRAWER FILE - LETTER/LEGAL

SKU: QS44422C
44 $\frac{1}{2}$ "W x 22 $\frac{1}{8}$ "D x 52 $\frac{3}{4}$ "H
Weight: 1,019 lbs.
List: \$8,987.00

Finish In Stock: Parchment

** Please Note: 2 & 3 Drawer Files Also Available*



#44422C



UL 1-Hour *VERTICAL FILES*

UL Class 350 one-hour fire, impact, and explosion rating. Insulation between drawers makes each drawer a separate, fireproof unit. UL Listed, high-security Medeco® key lock. Water resistant. Manufacturer's limited lifetime warranty.

Free After-Fire Replacement Guarantee. Made In The Usa.


31 $\frac{1}{2}$ " - DEEP FILES

2 DRAWER FILE - LEGAL
SKU: QS22131C
20 $\frac{3}{4}$ "W x 31 $\frac{1}{16}$ "D x 27 $\frac{3}{4}$ "H
Weight: 383 lbs.
List: \$3,254.00

4 DRAWER FILE - LEGAL
SKU: QS42131C
20 $\frac{3}{4}$ "W x 31 $\frac{1}{16}$ "D x 52 $\frac{3}{4}$ "H
Weight: 664 lbs.
List: \$4,954.00

2 DRAWER FILE - LETTER
SKU: QS21831C
17 $\frac{3}{4}$ "W x 31 $\frac{1}{16}$ "D x 27 $\frac{3}{4}$ "H
Weight: 348 lbs.
List: \$3,164.00

4 DRAWER FILE - LETTER
SKU: QS41831C
17 $\frac{3}{4}$ "W x 31 $\frac{1}{16}$ "D x 52 $\frac{3}{4}$ "H
Weight: 603 lbs.
List: \$4,825.00



#41831C

25" - DEEP FILES

2 DRAWER FILE - LETTER
SKU: QS21825C
17 $\frac{3}{4}$ "W x 25"D x 27 $\frac{3}{4}$ "H
Weight: 287 lbs.
List: \$2,547.00

4 DRAWER FILE - LETTER
SKU: QS41825C
17 $\frac{3}{4}$ "W x 25"D x 52 $\frac{3}{4}$ "H
Weight: 508 lbs.
List: \$3,983.00

2 DRAWER FILE - LEGAL
SKU: QS22125C
20 $\frac{3}{4}$ "W x 25"D x 27 $\frac{3}{4}$ "H
Weight: 326 lbs.
List: \$2,592.00


4 DRAWER FILE - LEGAL
SKU: QS42125C
20 $\frac{3}{4}$ "W x 25"D x 52 $\frac{3}{4}$ "H
Weight: 551 lbs.
List: \$4,050.00



#21831C



#41831C



QS = QUICKSHIP

Patriot File - AMERICAN MADE

Economically priced for today's economy, yet featuring FireKing's signature integrity and high quality. The Patriot File has been awarded the prestigious UL class 350° one hour fire rating. **Finishes In Stock:** Parchment & Black



#4P1831C

4 DRAWER FILE - LETTER
SKU: 4P1831C
 17¾"W x 31⅙"D x 52¾"H
 Weight: 603 lbs.
 List: \$3,079.00

4 DRAWER FILE - LEGAL
SKU: 4P2131C
 20¾"W x 31⅙"D x 52¾"H
 Weight: 664 lbs.
 List: \$3,250.00

4 DRAWER FILE - LETTER/LEGAL
SKU: 4P1825C
 17¾"W x 25"D x 52¾"H
 Weight: 508 lbs.
 List: \$2,679.00

** Please Note: 2 Drawer Files Also Available Through Quickship*

FINISHES IN STOCK:








BLK Black



PA Parchment



ICON KEY				
				
1 hr fire rated <i>Internal temperature will not exceed 350° for 1 hour</i>	UL 2 hr fire rated <i>Internal temperature will not exceed 350° for 2 hours</i>	UL 30ft impact rated <i>Designed to withstand a 30 foot drop</i>	ETL water resistant	1/2 hr ETL rating <i>Verified to protect hard drives, CDs, DVDs flash drives, thumb drives from exposure to heat</i>
				high-security key lock <i>Key Lock to resist picking and drilling</i>

UL 1-Hour TURTLE FILES

UL Class 350 1-hr. rated for both fire and 30-ft. impact. Files both letter and legal size documents. Only 17¾"W x 22⅙"D. Parchment finish. Two person delivery required. File folders not included. Manufacturer limited lifetime warranty.

Finish In Stock: Parchment

2 DRAWER FILE - LETTER/LEGAL
SKU: 2R1822C
 17¾"W x 22⅙"D x 27¾"H
 Weight: 251 lbs.
 List: \$1,359.00






4 DRAWER FILE - LETTER/LEGAL
SKU: 4R1822C
 17¾"W x 22⅙"D x 52¾"H
 Weight: 435 lbs.
 List: \$2,349.00



#2R1822C



#4R1822C

				
Made in the U.S.A.	1 hr fire rated	ETL water resistant	30ft impact rated <i>Designed to withstand a 30 foot drop</i>	1/2 hr ETL rating <i>Verified to protect hard drives, CDs, DVDs flash drives, thumb drives from exposure to heat</i>

1-Hour FIRE RESISTANT STORAGE CABINETS

UL Class 350 fire rating and one UL Listed high-security keylock. Manufacturer limited lifetime warranty. HIPAA Compliance solution. **Finish Available:** Parchment (PA)



#CF7236DPA



#CF7236MDPA

STORAGE CABINET
SKU: SOCF7236D
 • 4 Adjustable shelves
 36"W x 19¼"D x 72"H
 Weight: 892 lbs.
 List: \$6,081.00

STORAGE CABINET
SKU: SOCF4436D
 • 2 Adjustable shelves
 36"W x 19¼"D x 44"H
 Weight: 620 lbs.
 List: \$4,095.00

STORAGE CABINET W/END-TAB FILING
SKU: SOCF7236MD
 • 6 Fixed shelves
 36"W x 19¼"D x 72"H
 Weight: 948 lbs.
 List: \$7,220.00

STORAGE CABINET W/END-TAB FILING
SKU: SOCF4436MD
 • 3 Fixed shelves
 36"W x 19¼"D x 44"H
 Weight: 698 lbs.
 List: \$4,654.00

			
Made in the U.S.A.	1 hr fire rated	high-security key lock <i>Key Lock to resist picking and drilling</i>	ETL water resistant

SO = SPECIAL ORDER



#PL151



#PL207



#PL150
w/PL150151SGD
Hinged To Open
Right Or Left

OPTIONAL DOOR

**TEMPERED GLASS
FRAMED HUTCH DOOR
W/SILVER FRAME**
SKU: PL150151SGD

• (For PL150 & PL151)
List: \$320.00

Please Note: 1 Per Box, Order 2
For Complete Coverage On PL151.

**TEMPERED GLASS
FRAMED HUTCH DOOR
W/SILVER FRAME**

• (Set of 2)
SKU: PL152SGD (For PL152)
List: \$525.00 each set



Some items in this collection
come ready-to-assemble.

**FINISHES WITH
STANDARD
PULLS IN STOCK:**



Cherry w/Black Pulls



Mahogany w/Black Pulls



Honey w/Black Pulls



Maple w/Black Pulls



Espresso w/Silver Pulls



Modern Walnut
w/Silver Pulls



Coastal Gray
w/Silver Pulls



*White w/Silver Pulls
(Select Skus)



PL151 w/(2) PL150151SGD

**DOUBLE DOOR
CABINET**

SKU: PL151

• Four adjustable shelves
35½"W x 22"D x 65½"H
List: \$1,173.00

WARDROBE CABINET

SKU: PL207

• Adjustable shelves, coat rod
• 2 Vertical drawers
24¼"W x 23¾"D x 65½"H
List: \$1,699.00

**PERSONAL WARDROBE
STORAGE CABINET**

SKU: PL150

• Adjustable shelf & coat rod
23¾"W x 17¾"D x 65½"H
List: \$900.00

2 DRAWER LATERAL FILE

SKU: PL112

• Removable top
• Letter or legal
• Fully assembled
35½"W x 22"D x 29½"H
List: \$845.00

OPEN HUTCH

SKU: PL153

• Two adjustable shelves
35½"W x 14"D x 36"H
List: \$411.00

**DOUBLE DOOR
CABINET**

SKU: PL152

• Two adjustable shelves
35½"W x 22"D x 37¼"H
List: \$710.00

STORAGE COMBINATIONS



#PL152
w/PL153

#PL112
w/PL152

#PL152SGD



Utility Drawer

STORAGE BUFFET

SKU: PL172

• One small drawer; two doors
• Doors have locks
35½"W x 22"D x 37¾"H
List: \$1,149.00

OPTIONAL DRAWER PULLS



SILVER PULL
PLPULLHLNI
List: \$27.00 ea.



BLACK PULL
PLPULLHLBL★
List: \$27.00 ea.



**MODERN
METRO PULL**
PLPULLCYL
Silver, Graphite or Black
List: \$27.00 ea.



MODERN PULL
PLPULLBAR
Silver, Graphite or Black
List: \$36.00 ea.



RECT. PULL
PLPULLRSI
List: \$31.00 ea.

Laminate PEDESTALS

by OfficeSource®

MOBILE - 3 DRAWER PEDESTAL - BOX/BOX/FILE
SKU: PL148
 • Includes lock
 16"W x 22½"D x 28½"H
 List: \$639.00

MOBILE - 2 DRAWER PEDESTAL - FILE/FILE
SKU: PL149
 • Includes lock
 16"W x 22½"D x 28½"H
 List: \$669.00

MOBILE - 2 DRAWER PEDESTAL - BOX/FILE
SKU: PL1007
 • Includes lock
 16"W x 22½"D x 22½"H
 List: \$525.00

OPTIONAL CUSHION TOP CUSHION
SKU: CUSH1623
 • For PL1007 pedestal
 List: \$147.00



CUSHION UPHOLSTERIES IN STOCK:

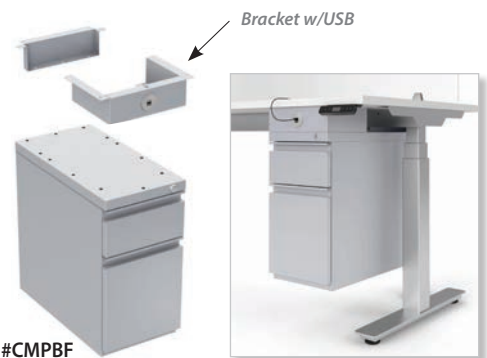


Laminate Finishes In Stock: Cherry, Espresso, Mahogany, Honey, Maple, Modern Walnut, White & Coastal Gray
Please Note: See Previous Page For Standard And Optional Pulls.



Metal PEDESTALS by OfficeSource®

Features Include: Free standing, sliding ball bearing suspension drawers to ensure smooth drawer action, adjustable glides & locks included.



2 DRAWER HANGING PEDESTAL - BOX/FILE
SKU: CMPBF
 • Includes lock
 10"W x 20¼"D x 21"H
 List: \$410.00

HANGING BRACKET W/USB (For CMPBF)
SKU: CMPHUSB
 List: \$165.00

2 DRAWER PEDESTAL - FILE/FILE
SKU: CPSFF
 • Includes lock & 4 adj. glides
 15"W x 22"D x 26¾"H
 List: \$463.00

3 DRAWER PEDESTAL - BOX/BOX/FILE
SKU: CPSBBF
 • Includes lock & 4 adj. glides
 15"W x 22"D x 26¾"H
 List: \$463.00

2 DRAWER MOBILE PEDESTAL - BOX/FILE
SKU: CPSBF
 • Includes lock & 4 casters
 15"W x 22"D x 22¼"H
 List: \$411.00

(CPSFF & CPSBBF) Finishes In Stock: Black, Charcoal, Light Gray, Silver & White
(CPSBF) Finishes In Stock: Silver & White Only
(CMPBF & CMPHUSB) Finishes In Stock: Black, Silver, & White Only

FINISHES IN STOCK:



METAL & HANGING MINI PEDESTAL OPTIONS



TOP CUSHION
SKU: CUSH1522
 • For CPS pedestals
 List: \$137.00

TOP CUSHION
SKU: CUSH1019
 • For CMPBF pedestal
 List: \$134.00



OPTIONAL CASTERS
SKU: CPPCASTERS
 • (Set of 4)
 List: \$41.00

Cushion Upholsteries In Stock (For CMPBF):
 Celestial Blue, Lime Green, Dark Gray

Built-In Interlock System & Dura-Edge Protection

OS Laminate LATERAL FILES by OfficeSource®



OPTIONAL DRAWER PULLS



SILVER PULL
SKU: PLPULLHLNI
List: \$27.00 ea.


BLACK PULL
SKU: PLPULLHLBL★
List: \$27.00 ea.



RECT. PULL
SKU: PLPULLRSI
List: \$31.00 ea.



MODERN METRO PULL
SKU: PLPULLCYL
Silver, Graphite or Black
List: \$27.00 ea.



MODERN PULL
SKU: PLPULLBAR
Silver, Graphite or Black
List: \$36.00 ea.

2 DRWR LATERAL
SKU: PL112

- Removable top
 - Letter or legal
 - Fully assembled
- 35½"W x 22"D x 29½"H
List: \$845.00
(Not Pictured)

3 DRWR LATERAL
SKU: PL183

- Letter or legal
 - Fully assembled
- 35½"W x 22"D x 42"H
List: \$1,999.00

4 DRWR LATERAL
SKU: PL184

- Letter or legal
 - Fully assembled
- 35½"W x 22"D x 54½"H
List: \$2,449.00

COMBO LATERAL BOX/BOX/FILE W/1 LATERAL FILE
SKU: PL114

- Removable top
 - Fully assembled
- 31"W x 22"D x 29½"H
List: \$955.00



OS LAMINATE - FINISHES IN STOCK W/STANDARD PULLS:



OS 600 Series LATERAL FILES by OfficeSource®

QS = QUICKSHIP

- Full drawer extension on genuine progressive telescoping ball-bearing slides provide smooth, trouble-free operation
- Built in drawer interlock system prevents more than one drawer from opening at a time
- Center lock securely locks both sides of each drawer for positive security
- Meets or exceeds ANSI/BIFMA performance standards

Optional Casters For Better Mobility



2 DRAWER LATERAL FILE
SKU: QSLF6A362

36"W x 19¼"D x 28¾"H
List: \$1,179.00

3 DRAWER LATERAL FILE
SKU: QSLF6A363

36"W x 19¼"D x 40⅞"H
List: \$1,649.00



#LF6A362 w/Optional Casters



#LF6A363



#LF6A364



#LF6A365

4 DRAWER LATERAL FILE
SKU: QSLF6A364

36"W x 19¼"D x 53¼"H
List: \$2,059.00

5 DRAWER LATERAL FILE
SKU: QSLF6A365

36"W x 19¼"D x 66⅞"H
List: \$2,579.00

3 DRAWER 42" W LATERAL FILE
SKU: QSLF6A423

42"W x 19¼"D x 40⅞"H
List: \$1,789.00

4 DRAWER 42" W LATERAL FILE
SKU: QSLF6A424

42"W x 19¼"D x 53¼"H
List: \$2,159.00

5 DRAWER 42" W LATERAL FILE
SKU: QSLF6A425

42"W x 19¼"D x 66⅞"H
List: \$2,749.00

CASTER BASES
SKU: QSFCB3619

36"W - List: \$379.00

SKU: QSFCB4219
42"W - List: \$409.00

FINISHES AVAILABLE:



Lateral File *COLLECTION* by OfficeSource®

STANDARD FEATURES

- Safety features include counter weights and an interlock system to prevent tipping
- Heavy duty full pull designer cabinet at an affordable price
- Reinforced heavy gauge welded steel construction
- Standard with factory installed lock and hanging bars
- Powder coat paint
- Meets or exceeds ANSI/BIFMA performance standards

35-1/2"WIDE – LATERAL FILES

2 DRAWER FILE SKU: 8362

19¾"D x 27½"H
List: \$865.00

3 DRAWER FILE SKU: 8363

19¾"D x 39¾"H
List: \$1,255.00

4 DRAWER FILE SKU: 8364

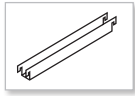
19¾"D x 51½"H
List: \$1,525.00

5 DRAWER FILE SKU: 8365

19¾"D x 63¾"H
List: \$2,145.00



ACCESSORIES



DOUBLE RAIL HANGING FRONT TO BACK FILING RAIL SKU: 8000FB

• All files require 2 rails per drawer
List: \$52.00 (Pair)



8000LOCKCOREKIT

List: \$62.00 ea.

8000COREKEY

List: \$21.00 ea.

8000MASTERKEY

List: \$31.00 ea.



Some items in this collection come ready-to-assemble.




#VF4DLET250



#VF2DLET250

Vertical File *COLLECTION* by OfficeSource®

These durable welded steel vertical file cabinets are the cost-effective way to keep files organized and secure using minimal floor space.



SINGLE LOCK SECURES ALL DRAWERS



INCLUDES FOLLOWER BLOCK TO HELP KEEP FILES UPRIGHT

STANDARD FEATURES

- Steel ball bearing slide suspension for superior performance
- Full drawer extension for easy file retrieval
- High sided drawers accommodate hanging folders
- Follower block in drawers keeps files upright
- Label holder for easy identification
- Aluminum thumb latch and handles
- Single lock secures all drawers, 2 keys included
- Powder coat finish

25"DEEP – VERTICAL FILES

4 DRAWER FILE - LETTER

SKU: VF4DLET250
15½"W x 51½"H
List: \$825.00

2 DRAWER FILE - LETTER

SKU: VF2DLET250
15½"W x 28½"H
List: \$475.00

Finishes In Stock: **BLK** Black, **GRY** Light Gray, **PTY** Putty

Durable, Powder Coated Finish



FINISHES IN STOCK:



BLK Black

PTY Putty

GRY Light Gray



Benching *CABINETS* by OfficeSource®

Choose Your Cabinet Base Style!



#830BF

2 DRAWER METAL FILE

SKU: 830BF

30"W x 19¾"D x 20"H

List: \$845.00

2 DRAWER METAL FILE

SKU: 836BF

35½"W x 19¾"D x 20"H

List: \$925.00

HEAVY DUTY CASTER BASE

SKU: 83CASTERS

• Set of 4

• With casters cabinet is 23"H

List: \$103.00

SOFA LEG BASE

SKU: 83SL

• Set of 4

• With legs cabinet is 23"H

List: \$62.00



#830BF

w/#83CASTERS



#830BF

w/#83SL



#83000

BOOKCASE W/ONE SHELF

SKU: 83000

30"W x 19¾"D x 20"H

List: \$575.00

BOOKCASE W/ONE SHELF

SKU: 83600

35½"W x 19¾"D x 20"H

List: \$640.00



#83000

w/#83CASTERS



#83000

w/#83SL

BENCHING - FINISHES IN STOCK:




SI Silver

WHT White

**Simple, Multi-Functional
Storage for any Office**

→ **WIRE MANAGEMENT** *Ideal for Multi-Workstations, Mounts Below Work Surface*




RECTANGULAR SNAKE CABLE MANAGEMENT 
SKU: CMS04
• 29" Long
List: \$83.00
Color In Stock: Black (Only)



SPINE CABLE MANAGEMENT 
SKU: CMS03SI
• 30" Long Flexible Cord Concealer
List: \$64.00
Color In Stock: Silver (Only)




COIL SNAKE CABLE MANAGEMENT 
SKU: CMS05
• 13½-78¾" Long
List: \$62.00
Color In Stock: Black (Only)

CONNECTING PEOPLE WITH TECHNOLOGY TO ENHANCE COMFORT AND PRODUCTIVITY



Attaches To Underside Of Work Surface

PLASTIC CABLE MANAGEMENT 
SKU: PLTPWM18
19¾"L x 1½"Dia
List: \$42.00
Color In Stock: Black (Only)

Keeps Cords Contained & Organized

→ **MONITOR ARMS** *Modular System Build To Suit Arms*



STANDARD FEATURES

	MODEL #	DESCRIPTION	LIST PRICE
• Grommet & clamp included	506SMA	Single Arm - Black	\$205.00
• Gas spring control	506DMA	Dual Arm - Black	\$339.00
• 360° rotation, 85° upward, 15° downward	530SMA	Single Arm - Silver	\$464.00
	530DMA	Dual Arm - Silver	\$696.00
• 2 USB 3.0 ports	530TMA	Triple Arm - Silver	\$748.00
	530QMA	Quad Arm - Silver	\$1,160.00



2 USB Ports Included



ADD THE CONVENIENCE OF DIRECT POWER & DATA INTO YOUR WORKSTATION, CONFERENCE TABLES OR TRAINING ROOMS!

➔ **GROMMET POWER CENTERS** Fits Inside Standard Worksurface Grommets



POWER CENTER
SKU: OSF3000BLK

- Power outlet, 1 USB connection with optional data/charge
 - Fits all OS Laminite grommets (2 3/8")
 - Grommet hole: 2 3/8"
 - 5' Power cord; 40" USB cable
- List: \$105.00

Color In Stock: Black

PULL OUT POWER GROMMET
SKU: OSF1000BLK

- 4 Power outlets, 2 USB chargers
 - Heavy duty 8' power cord with surge suppressor w/indicator light
 - Fits all OS Laminite grommets (2 3/8")
 - Grommet hole: 2 3/8"
 - UL/CUL listed
 - 15A, 125V
- List: \$144.00

Color In Stock: Black



Open



Closed

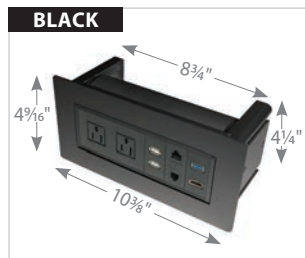
HIDDEN POWER CENTER
SKU: OSF2000BLK

- Spring-loaded button to open
 - Lid sits flush when not in use
 - Provides direct access to power and ethernet
 - 3 Power outlets, 2 USB chargers, RJ45
 - 8' Power cord
 - Overall dimensions: 4 3/8" D
 - Cutout hole size: 4 1/8" D
 - UL/CUL listed
 - 15A, 125V
- List: \$119.00

Color In Stock: Black



➔ **POWER INSERTS** Fits Inside Conference Table Grommets



Colors In Stock:
BLK Black or SI Silver

POWER INSERT
SKU: PLTBPOWER

- 2 Power outlets
 - 2 USB 2.0 Ports; 1 USB 3.0 Port
 - 1 HDMI port
 - 1 Data outlet; 1 phone outlet
 - 8' Power cord
- Cutout: 8 3/4"W x 4 1/4"D
Overall: 10 3/8"W x 4 9/16"D
List: \$545.00

➔ **CELL PHONE CHARGER** Fits all OS Laminite Grommets



CELL PHONE CHARGER
SKU: OSF7000BLK

- Fits all OS Laminite grommets (2 3/8")
 - Includes Apple adapter
- List: \$160.00

Also Fits Into Arm of Integrate Modular Chair Arm
Integrate Collection - Pg. 132

➔ **DESK TOP POWER MODULES**

Mounts Above or Below Work Surfaces, ideal for Desk Top Application



Colors In Stock: White, **NEW!** Black

DESK MOUNT POWER MODULE
SKU: OSF9500

- Mounts above or below work surface
 - 2 Power outlets, 2 USB ports
 - 4' Power cord
 - 6' GST cord
 - Includes 3 mounts: above desk clamp, above desk grommet, below desk mount
 - Plastic phone holder
- 6 1/2"W x 3 5/8"D x 2 5/8"H
List: \$308.00

Daisy Chainable



TABLE MOUNTABLE POWER MODULE
SKU: OSF6000SI

- Mounts above or below work surface
 - 2 UL power outlets; 1 dual USB charger
 - 8' Power cord
- 7"W x 3 1/2"D x 4"H
List: \$160.00

Color In Stock: Silver

Gold Stars Indicate Product New for 2020.

INTEGRATE ELECTRICAL EQUIPMENT & COMMUNICATION DEVICES JUST WHERE YOU WANT THEM!

➔ **UNDER SURFACE POWER MODULE**

Mounts Below Work Surface, Ideal for Multi-Workstations



UNDER SURFACE MOUNT

SKU: OSF5000BLK

- 3 Electrical outlets (2 top, 1 on end)
- 1 USB + 1 USB data
- PCBA surge protection (with indicator light)
- Overload protection switch
- 118" power cord
- 59" USB cable

List: \$190.00

Color In Stock: Black



Daisy Chainable

➔ **MOBILE POWER STATION**

Ideal for Training & Conference Rooms



4-SIDED MOBILE POWER TOWER

SKU: OSF8000SI

- 14' power cord
- 39 3/8" high

Specifications:

Per Side:

- 2 Electrical sockets
- 2 USB charging ports
- Four-sided provides 360° degrees
- Heavy duty casters
- On/off switch

List: \$1,052.00



Color In Stock: Silver

➔ **MOBILE DESKTOP MULTI-POWER STRIP**

Ideal for Training & Conference Rooms



Color In Stock: White

5-OUTLET SURGE POWER STRIP W/USB CHARGING

SKU: OSF5500

Specifications:


- 5 Power outlets, 4 USB ports
- Surge Protection
- Cord length: 8'
- 7 1/2" Dia. x 2 1/2" H

List: \$299.00



➔ **MOBILE POWER MODULE**

Ideal for Training & Conference Rooms



MOBILE POWER AND TECH MODULE

SKU: OSF1500BLK ★

- 1 VGA pass through, 60"/1.5M cable
- 1 HDMI 2.0 pass through, 60"/1.5M cable
- 2 Dual charge USB (3.1A in total) 4 outlets total
- 8 FT SJT14AWG x 3C + 5-15P plug
- 2 Electrical outlets

8 1/16"W x 8 1/16"D x 2 3/8"H

List: \$599.00

Color In Stock: Black

HDMI Compatible

★ Gold Stars Indicate Product New for 2020.

➔ **CPU HOLDER** *Mounts Below Work Surface*



UNIVERSAL UNDER TABLE MOUNT

CPU HOLDER
SKU: PLTASCPUH

- Attaches to underside of work surface
- 50 lbs load capacity
- 180 degree swivel rotation
- All steel
- Height and width adjustable

Inside Dimensions: 5-8 1/4"W x 11 1/4"-20 1/4"H

Overall Dimensions: 6 3/4"-10"W x 7 1/2"D x 15-24"H

List: \$185.00

Color In Stock: Black (Only)



→ **KEYBOARD SYSTEMS**



SLIDE-OUT KEYBOARD SYSTEM

SKU: OSF500BLK

- Includes MDF keyboard & mouse tray with molded PU palm rest
- Slides lock in fully extended position to prevent keyboard tray moving during use
- MDF teardrop mouse tray with swivel

Keyboard Tray: 20"W x 11"D
Mouse Tray: 7½"W x 8½"D
List: \$136.00

SPRING ASSIST SYSTEM

SKU: OSF600BLK

- Includes MDF keyboard & mouse tray with molded PU palm rest
- MDF teardrop mouse tray with swivel
- 21" Track

Keyboard Tray: 20"W x 11"D
Mouse Tray: 7½"W x 8½"D
List: \$200.00

LIFT & LOCK W/TEAR DROP

SKU: OSF710BLK ★

- Includes MDF keyboard & mouse tray with gel palm rest
- MDF teardrop mouse tray with swivel
- 21" Track

Keyboard Tray: 20"W x 11"D
Mouse Tray: 7½"W x 8½"D
List: \$285.00

LIFT & LOCK SYSTEM W/SLIDE-OUT

SKU: OSF800BLK


- Includes MDF keyboard & mouse tray with molded PU palm rest
- MDF square sliding mouse tray; mouse tray slides out either left or right
- 8" Front-to-back distance
- 21" Track

Keyboard Tray: 20½"W x 11"D
Mouse Tray: 7¼"W x 8"D
List: \$359.00

Keyboard System Color In Stock: Black



→ **CENTER DRAWER**




BLACK CENTER DRAWER

SKU: CDR1BLK
21¼"W x 16¼"D x 2"H
List: \$103.00

- Features Include:**
- Ball bearing suspension
 - Built in pencil tray
 - Low profile design

Color In Stock: Black

→ **WOBBLE BOARD** *Anti-Fatigue Balancing Surface*



WOBBLE BALANCE BOARD

SKU: AF1822RBK ★

- Anti-fatigue mat on top with 15mm thickness
- Non-slip top surface
- Plastic dome base

22¼"W x 18½"D x 2³⁄₃₂"H
List: \$179.00

Color In Stock: Black (Only)

Enhancing Employee Lifestyles One Wobble At A Time

→ **WASTE RECEPTACLE**



WASTE RECEPTACLE

SKU: 55904 ★

- Black or Silver Finish

List (Black): \$189.00
List (Silver): \$329.00

Colors In Stock: Black, Silver



Durable, Plastic Base



NEED SOME EXTRA LIGHT? ADD OUR TASK LIGHTING TO YOUR OFFICE SPACE AND BE EFFICIENT EVEN AFTER CLOSING HOURS

→ **TASK LIGHTING - LED & ENERGY EFFICIENT**



LED TASK LIGHT

- Features a basic On & Off switch
- Extra frosted lens to prevent unwanted glare
- Uses LED light instead of T5 fluorescent light to ensure longevity
- Includes (2) mounting clips and screws (magnets sold separately)



LED TASK LIGHT

- Units features Touch Dimmer
- Includes built in magnet
- Packaged with 10' power cord
- AC100V-240V, 12W, 4000K

Dimmable

LED LIGHT



#PLEDBUDTL24
#PLEDBUDTL48

24" LED TASK LIGHT
SKU: PLEDBUDTL24
List: \$211.00

48" LED TASK LIGHT
SKU: PLEDBUDTL48
List: \$315.00

ENERGY EFFICIENT



#PLEDDIMTL24MAGBLK
#PLEDDIMTL48MAGBLK

24" ENERGY EFFICIENT LED TASK LIGHT W/DIMMER
SKU: PLEDDIMTL24MAGBLK
List: \$242.00

48" ENERGY EFFICIENT LED TASK LIGHT W/DIMMER
SKU: PLEDDIMTL48MAGBLK
List: \$335.00

→ **LED PUCK LIGHT KIT** *Ideal for Hutches & Bookcases*



SUPER SLIM LED PUCK LIGHT KIT

SKU: OSF3300 (3-PACK) ★

SKU: OSF6600 (6-PACK) ★

- DC12V, 3.6 WATT, CR190 +240Lm
- 1 Cable two ways out, length 12"
- 12W plug-in driver x 1 piece length 60"
- In-line on/off switch
- 3 port AMP adapter
- Cable length 40"

(3-PACK) List: \$139.00
(6-PACK) List: \$259.00

Color In Stock: Black



#OSF33000

Efficient & Easy To Install

★ Gold Stars Indicate Product New for 2020.

→ **FLEX USB LIGHT**

Ideal for Desktops, Laptops, & Tablets



FLEX USB LIGHT W/DIMMER ★
SKU: USBDIM49

- TPU + silicone
 - ¾"W x ¼"D x 6¾"L
- List: \$29.00

Colors In Stock: BLK Black, ORG Orange, WHT White, BLU Blue

Light & Compact LED Light

→ **BAG HOOK** *Mounts Below Work Surface*



#PLTBH
Silver

WORK SURFACE ACCESSORY HOOK ★
SKU: PLTBH

- Padding inside to prevent surface scratches
- List: \$29.00

Colors In Stock: Silver, Black



#PLTBH
Black

Slides onto worksurfaces that are 1" Thick.



MOUNTED

A BETTER WAY TO WORK



EVERLIFE®

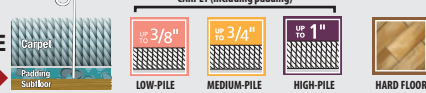
EverLife® chairmats protect floors from wear & tear and reduce fatigue by rolling easier with a clear chairmat. The first chairmat assortment certified for low product emissions. Carpet chairmats feature an AnchorBar® Cleat System which securely holds the mat in place without sharp points to harm carpet or hands. Greenguard Gold Certified.

Use the chairmat guide below to select a chairmat that will easily fit into any office environment. With a leading assortment of thicknesses, sizes and shapes, E5 ROBBINS Chairmats have you covered with next level floor protection.

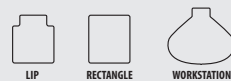


1 PICK YOUR FLOOR TYPE

HOW TO MEASURE CARPET FOR PILE SIZE.



2 CHOOSE A SHAPE THAT WORKS BEST FOR YOUR SPACE



3 USAGE = TIME + WEIGHT

8+ HOURS OR +200 LBS.



EVERLIFE® BIG AND TALL CHAIRMAT FOR HIGH TO EXTRA HIGH PILE CARPET

High performance chairmat for intensive use such as multi-shift or Big & Tall. Crystal beveled edge. Limited Lifetime "No Crack Mat" Warranty.

SKU	Size (WxL)	Style	Lip (WxL)	Unit	Price
BT3648RBVC	36" x 48"	Rectangle	No Lip	EA	\$267.00
BT4553RBVC	45" x 53"	Lip	25" x 12"	EA	\$339.00



EVERLIFE® CHAIRMAT FOR MEDIUM PILE CARPET

All day support for everyday office use. Limited Lifetime "No Crack Mat" Warranty.

SKU	Size (WxL)	Style	Lip (WxL)	Unit	Price
CRYSTAL EDGE - Smooth, finished edge of superb clarity					
ST3648NBVC	36" x 48"	Lip	20" x 10"	EA	\$112.00
ST4553ABVC	45" x 53"	Lip	25" x 12"	EA	\$125.00
ST4860RBVC	46" x 60"	Rectangle	No Lip	EA	\$188.00

SKU	Size (WxL)	Style	Lip (WxL)	Unit	Price
BEVELED EDGE - Ramped edge for smooth transition on/off mat					
ST4553RBVC	45" x 53"	Rectangle	No Lip	EA	\$179.00
ST4872RBVC	48" x 72"	Rectangle	No Lip	EA	\$316.00
ST6060RBVC	60" x 60"	Square	No Lip	EA	\$333.00



EVERLIFE® CHAIRMAT FOR LOW PILE CARPET

For use with carpet such as loop/berber style. Crystal beveled edge. Limited Lifetime "No Crack Mat" Warranty.

SKU	Size (WxL)	Style	Lip (WxL)	Unit	Price
LP3648NC	36" x 48"	Lip	20" x 10"	EA	\$79.00
LP4553AC	45" x 53"	Lip	25" x 12"	EA	\$95.00
E4860RAC	46" x 60"	Rectangle	No Lip	EA	\$167.00



EVERLIFE® CHAIRMAT FOR HARD FLOORS

Chairmat designed to preserve and protect the beauty of laminate, wood, tile and other hard flooring. Straight edge.

SKU	Size (WxL)	Style	Lip (WxL)	Unit	Price
FOR LIGHT USE - 1-YEAR LIMITED "NO CRACK MAT" WARRANTY					
HF3648SE	36" x 48"	Lip	20" x 10"	EA	\$110.00
FOR INTENSIVE USE - LIMITED LIFETIME "NO CRACK MAT" WARRANTY					
HF4553RC	45" x 53"	Rectangle	No Lip	EA	\$160.00
HF4860RC	46" x 60"	Rectangle	No Lip	EA	\$178.00



WORKSTATION CHAIRMATS

The contoured design of the workstation chairmat is ideal for L, U and corner style workstations.



WORKSTATION CHAIRMATS FOR MEDIUM PILE CARPET

All day support for everyday use. Straight edge. Limited Lifetime "No Crack Mat" Warranty.

SKU	Size (WxL)	Style	Lip (WxL)	Unit	Price
ST6660ABVC	66" x 60"	Workstation	20" x 12"	EA	\$284.00



EVERLIFE® CHAIRMAT FOR HARD FLOORS

Chairmat designed to preserve and protect the beauty of laminate, wood, tile and other hard flooring. Straight edge.

SKU	Size (WxL)	Style	Lip (WxL)	Unit	Price
HF6660WS★	66" x 60"	Workstation	20" x 12"	EA	\$316.00

Ask about our Custom Size Mats!

★ Gold Stars Indicate Product New for 2020.



DIMENSIONS® LINEAR CHAIRMATS

Innovative crystal clear design with smooth glide surface creates an extraordinary ergonomic experience. Micro-cleats securely position mat in place. Patented Linear design.



DIMENSIONS® LINEAR CHAIRMATS FOR MEDIUM PILE CARPET

All day support for everyday use. Straight edge. Limited Lifetime "No Crack Mat" Warranty.

SKU	Size (WxL)	Style	Lip (WxL)	Unit	Price
LINEAR DESIGN					
DL3648RMP	36" x 48"	Rectangle	No Lip	EA	\$247.00
DL4553RMP	45" x 53"	Rectangle	No Lip	EA	\$265.00
DL4660RMP	46" x 60"	Rectangle	No Lip	EA	\$342.00



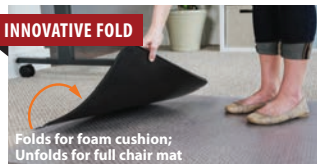
1 CHOOSE A STANDING OR SIT-TO-STAND DESK



2 PICK AN ANTI-FATIGUE MAT



3 WORK BETTER!
FACT: Studies show standing and moving more reduces the risk of obesity, diabetes, cardiovascular disease and cancer.



SIT OR STAND MAT®

Improve your workspace with the revolutionary all-in-one Sit or Stand Mat®. Mat offers the flexibility to sit or stand allowing you to sit less and move more. The innovative hinge folds for a supportive foam cushion and unfolds to a full size chair mat. Straight Edge. 1-Year Limited Lifetime "No Crack Mat" Warranty. Made in USA.

REDUCE THE NEGATIVE SIDE EFFECTS OF SITTING ALL DAY.



FOR CARPET

Sit or Stand Mat® features AnchorMat®, a rounded, dome style cleat system that grips securely yet is gentle on carpet and fingers.

SKU	Size (WxL)	Style	Lip (WxL)	Unit	Price
SC3653RC	36" x 53"	Lip	20" x 18"	EA	\$353.00



FEEL GOOD® ANTI-FATIGUE MAT

Stand in comfort with an ergonomically designed dome surfaced mat. Tapered edges and rounded corners help eliminate trip hazard. Waffle underside grips hard floors or carpet. For dry areas only. Limited 2-Year Warranty.

HARD FLOORS AND CARPET

SKU	Size (WxL)	Style	Lip (WxL)	Unit	Price
AF3624RBK	36" x 24"	Rectangle	No Lip	EA	\$210.00



*Water-Proof, Durable, & Slip-Resistant
Beveled Edges Help Reduce Tripping Hazards*

ANTI-FATIGUE MAT

Comfort and increased productivity!

The ergonomically styled anti-fatigue mat from OfficeSource® is the perfect solution for improving workers comfort and productivity. This mat provides all day comfort and relief from aching feet and legs and also can help relieve back stress that occurs from long periods of standing.

BLACK MAT

SKU	Size (WxL)	Style	Lip (WxL)	Unit	Price
AF3320RBK	33" x 20"	Rectangle	No Lip	EA	\$129.00

Glass Chairmats

by OfficeSource®



STANDARD FEATURES

- Made of 1/4" clear tempered glass to our patented specifications
- Five times stronger than common glass
- All mats feature patented beveled edges and radius corners -Patent No. US 8,168,286,B2 issued May 1, 2012.
- Capable of supporting 1000's of pounds per mat
- Lifetime Limited Warranty against breaking or chipping
- 99.9% of surveyed buyers say they are delighted with their glass chairmats

Patented Beveled Edge & Radius Corners

GLASS CHAIRMATS

Can withstand 1,000 lbs

MODEL #	DIMENSION	LIST PRICE
CI3646	36" x 46"	\$295.00
CI4646	46" x 46"	\$395.00
CI4450	44" x 50"	\$410.00
CI4848	48" Round	\$495.00
CI4860	48" x 60"	\$495.00

ROUND CHAIRMAT



EXCLUSIVE PATENTED FEATURE

Beveled edges allow easy rolling on and off chairmat!



ERGONOMIC • ECO • ELEGANT • ECONOMICAL

ERGONOMIC BENEFITS

Relieves back and joint stress from difficult rolling and caster indentation.

ELEGANT IN YOUR OFFICE

Clear, beveled, quality elegance compliments office furnishings.

ECONOMICAL

Never needs replacing, saves money.

ECO A GREEN PRODUCT

Made from silica sand and recycled glass, not a petroleum product.

EFFORTLESS ROLLING

Desk chairs glide, no more pushing or tugging on thin vinyl mats.

PROTECTS YOUR FLOORING

Carpet and hardwood stay new and never wear under glass chairmats.

See Your Office Supply And Furniture Dealer For A Lifetime Chairmat Demonstration

9 TO 5 SEATING

Bella	202
Luna	203
Neo	203
Vault	202

- C -**CANDEX**

Component Series.....	17
Conference.....	18
Contemporary Value	16
Mailroom Sorters.....	19
Mobile Storage.....	19
Reception.....	18
Teacher's Metal Leg Desks	21
Workstation.....	19

- D -**DIVERSIFIED**

Lab Furniture.....	116-117
--------------------	---------

DATUM

4Post™-in-a-Box	228
Datum TekCart™ GLC.....	229
Ez2® Rotary Filing Systems....	228
Stak-N-Lok™ Modular Systems	228
TekCart™ Prime.....	229
TekStak II™	229
The Datum FileCart™	228
The Mobile Podium Desk	229
WallWrite®	229

- F -**FIREKING**

1-Hour Storage Cabinets.....	233
Patriot File	233
UL 1-Hour Lateral File.....	232
UL 1-Hour Turtle Files.....	233
UL 1-Hour Vertical File.....	232

- H -**HPFI**

Eve & Evette	130
--------------------	-----

HPFI® (Continued)

Flex	131
Hannah	130
Harmony	130

- I -**INDIANA FURNITURE**

Canvas	10
Phoenix	11

- L -**LINEA ITALIA**

Vortex Collection ..22-23, 110, 242

LA-Z-BOY

Dawson Collection	218
-------------------------	-----

- M -**MOORECO**

Hierarchy Student Desks.....	114
Magnetic Glass Boards.....	121
Mobile Magnetic	122-123
Whiteboards	120

- N -**NATIONAL PUBLIC SEATING**

6200 Series.....	175
Contemporary.....	175
Flip N Store	175
Music	175

- O -**OFFICESOURCE®**

500, 600 Series Metal Desks....	20
600 Series Lateral Files.....	236
700 Series Metal Desks	21
Abbey.....	8-9, 108
Accessories.....	83, 118-119
Advanced	162, 187
Advantage	213
Aero	167
Arbor	183
Arc.....	212

OFFICESOURCE® (Continued)

Artesa.....	194
Banquet.....	161
Bell	184
Benches.....	220
Benching Cabinets	238
Big & Tall.....	157-161, 218-219
Bleecker.....	151, 163, 182
Blow Mold	112, 174
Blue Striker.....	215
Bolster	153
Bookcases.....	224-227
Booktrucks.....	222
Borders II.....	76-82
Bowed	183
Bowery.....	149, 214
Boxero	210
Bradley.....	206
Cade	194
Cardinal.....	3
Carson	168
Chairmats	244-246, 215
Charleston	205
Chelsea	145
Chesterfield	143
Color Stack	169, 181
Conference Tables.....	92-95
Contour.....	212
Convert	179
CoolMesh	170, 173, 198-200
CoolMesh Basic.....	200
CoolMesh Pro ...	173, 176, 196-197
Corpo.....	188
Costa	191
Crossway.....	169, 189
Crusader	201
C-Table.....	110
Curve	192
Define	139
Dover	144
Draper	137
Ebony.....	150
Effort.....	177, 187

OFFICESOURCE® (Continued)

Elroy 152
 Emerson Writing Desk 15
 Encore 26, 48-49
 Engage..... 190
 Epitome..... 14-15
 Flat Files 223
 Framed 141
 Franklin 155, 201
 Fuse 124-125
 Green Mage 215
 Hamilton..... 171
 Harding2
 Heavy Duty Racks 221
 Industrial..... 184
 In-Or-Out 102, 185
 Integrate.....132-133
 Interchangeable..... 192
 Julep..... 172
 Juniper..... 184
 Laminate Components ..24-31, 83
 Laminate Typicals 31-47
 Lancaster 148, 204
 Lateral Files236-237
 Levy 161
 Lockers220-223
 Luna 193
 Madison 140
 Magnetic White Boards..... 118
 Manhattan 142
 Mario 165
 Markle4-5
 Martini..... 178
 Medical Stools.....177-178
 Melamine Tables 113
 Merak..... 154, 207
 Merit..... 156
 Millennial134-135
 Monroe7
 Multi-Purpose ...96-101, 103-107
 Orb 110

Parallel..... 109
 Panels.....126-128
 Park..... 186
 Patridge..... 143
 Parson 168
 Pedestal Tables..... 109
 Pedestals..... 235
 Pennington 191
 Perch 172
 Phinda..... 213
 Plexus..... 191
 Prestige..... 211
 Prisma 195
 Prius 193
 Provident 213
 Reception Tables 111
 Reese 161
 Refined6
 Regal 162
 Remark..... 189
 Renegade Raider 215
 Rex 147
 Ridge 155
 Rise Stool 182
 Robust..... 102
 Rocker 152
 Rosie..... 152
 Round 150
 Savore 146
 Scoop..... 150, 214
 Serene 190
 Shapes..... 136
 Sienna 12-13
 Sierra 212
 Sit Up 191
 Slash..... 167, 195
 Sleek Stool 182
 Spencer..... 150, 206
 Spice..... 176, 201
 Spool 180
 Sprint 157

Spry.....118-119
 Stacked Seating 166
 Stance 211
 StandUp66-69, 74
 StandUp Typicals70-73, 75
 Steel Folding Chairs 174
 Sterling 141
 Storage 230-231, 234
 Studio..... 210
 Task Force 187
 Task Lighting..... 243
 Tate..... 157
 Technology239-243
 Timber 151, 183
 Torrance 177, 189
 Tower..... 166
 Training Tables..... 84-91
 Tre..... 154, 208
 Tre Lite..... 209
 Tribeca..... 138
 Triumph..... 171
 Universal.....151,
 Value 156
 Variant..... 50-57
 Variant Typicals..... 58-65
 Vertical Files..... 237
 Wellness216-217
 Wire Management..... 239
 Viking 190
 Zella 164

- S -**SCREENFLEX**

Mobile Screenflex 129

- V -**VIRCO**

4000 Series..... 113
 Classic Series™ Chairs..... 174
 Classic Series™ Desks 115
 Zuma Series..... 179

OfficeSource®

JEFFERSON GENUINE

VENEER BOOKCASES




officesource.com

KEY FEATURES

- One Piece back-finished both sides
- ¾" Thick shelves with 100 lb. load capacity per shelf and 150 lbs. for reinforced Excalibur option
- 1" Thick shelves available in 72" and 84" units with 120 lb. load capacity per shelf and 170 lbs. for reinforced Excalibur option
- Limited Lifetime Warranty

2 - 6 SHELVED UNITS AVAILABLE.


Choose from Standard **120 LB** Shelf Capacity or Heavy-Duty **170 LB** Shelf Capacity.



OPTION

STEEL REINFORCED


IN STOCK FINISHES



WB Vintage Walnut



MH Mahogany



MO Medium Cherry

2020

OS LAMINATE + STANDUP
COLLECTIONS
PAGES 24-49 +
PAGES 66-75

OFFICE FURNITURE BUYER'S GUIDE

